

Wiltshire Council

Children's Select Committee

10 March 2020

**School and Academy Ofsted Inspection Outcomes
1st January 2020 – 31st January 2020**

Purpose of Report

1. The report includes information regarding the most recent Ofsted Inspection reports published from 1st January – 31st January 2020. It provides an ongoing view of the effectiveness of schools as seen by Ofsted Inspections. This report is an update to that provided to Children's Select Committee on the 21st January 2020.

Background

2. Inspection reports provide information for parents and other stakeholders and an accountability measure regarding the quality and standard of education in each establishment. Ofsted is required to inspect state schools under section 5 of the Education Act 2005 and the inspections are carried out by Her Majesty's Inspectors (HMI) and Ofsted Inspectors who are past practitioners or, in the latter case, are serving headteachers or school leaders. From 1st September 2019 a new education inspection framework came into effect for all maintained schools and academies in England.

Inspections make key judgements about four main areas:

- quality of education;
- personal development;
- behaviour and attitudes;
- leadership and management.

Where appropriate the effectiveness of early years or sixth form is also inspected.

From the evidence collected, schools are given an overall effectiveness grade:

- Grade 1 (outstanding)
- Grade 2 (good)
- Grade 3 (requires improvement (RI))
- Grade 4 (inadequate)

The inadequate category (4) is further subdivided into special measures or serious weakness depending on the capacity of school leaders to make the improvements needed.

Schools judged as Requires Improvement (3) need to improve to be at least 'good'. To receive this judgement a school will have received a 2 day inspection; it will be inspected again within 30 months.

Many schools previously judged as good (2) will receive a short inspection however for most schools this will now be over two days rather than the previous one day where inspectors will pay particular attention to the quality of education and whether safeguarding is effective. Where the short inspection finds evidence of the school remaining good, a letter is published making this judgement clear. If the inspection finds practice that suggests the school is either likely to be outstanding or alternatively may not retain its good grade, a letter is published saying the school will for the time being, retain its current good grade and that the next inspection will be a full section 5. This allows for a full evaluation of the effectiveness of the provision. This outcome is expressed as 2 (L).

Ofsted's annual report 2018/19 was published on 21/01/2020. The key points relevant to schools were:

- 86% of all schools were judged good or outstanding at their most recent graded inspection. This is unchanged from August 2018. A clear relationship between median Progress 8 scores and inspection grades is apparent; the median scores for outstanding schools is +0.5, compared with -0.6 for inadequate schools.
- In 2018/19, 390 of the 3,810 outstanding schools were inspected. Of this number, only 16% of those inspected this year remained outstanding. A higher proportion of exempt primary schools declined than secondary schools: 87% versus 76%. In Wiltshire we have 5 outstanding schools inspected during this academic year none of which have retained this grade.
- In August 2019, there were 8,700 academies and free schools, up 800 on August 2018. Four out of 10 schools (40%) are now an academy or free school (76% of secondary schools and 34% of primaries). Further, 47 LAs now have more academies than maintained schools and in 15 LAs, all secondary schools are academies. Wiltshire has 128 (54%) maintained schools (4 secondary and 124 primary and 110 (46%) academies (79 primary academies and 31 secondary).
- In August 2019, there were 1,180 Multi-academy trusts (MATs) that ran two or more schools. There are now 110 MATs with 13 or more schools compared with 75 last year. Wiltshire has 19 MATs none of which have 13 or more schools, our largest are White Horse Federation and Acorn with 12 each.
- A 'stuck' school is a school that has not been judged to be good since September 2006 and has had between four and seven full inspections

since then. At the end of August 2019, there were 415 stuck schools; we have 1 school in Wiltshire that falls into this category.






Main Considerations for the Council






Inspection update since the last report – 1st January 2020 – 31st January 2020

There have been 10 published school inspections since the last report. 2 of the inspections resulted in an improved judgement, 5 remained at the same grade and 3 saw their judgement decline. Of the 2 inspections where there was an improvement in judgement, one saw the schools move to RI with the removal of special measures. The other inspection saw the school move from RI to good. Of the 5 that remained at the same grade, 3 remained as a good judgement with the other 2 remaining as RI. Of the 3 schools whose judgement declined, 2 moved from outstanding to good, 1 moved from outstanding to RI.

Of the schools that have been inspected in this period, three were LA maintained with the other seven being academies (see below).

Table 1: Source: Ofsted Management Information as of 31st January 2020

School name (web address to access Ofsted report below)	Status	Date of inspection	Overall Effectiveness (previous)	Quality of education	Behaviour and attitudes	Personal development	Leadership and management	Early Years	Post 16
Chilmark and Fonthill Bishop Church of England Aided Primary School https://reports.ofsted.gov.uk/provider/21/126438	Maintained VA	12 & 13/11/2019	3 (3) 	3	2	2	3	3	n/a
The Mead Community Primary School https://reports.ofsted.gov.uk/provider/21/138133	Academy	12 & 13/11/2019	2 (1) 	2	2	2	2	2	n/a
Wellington Primary Academy https://reports.ofsted.gov.uk/provider/21/140224	Academy	13 & 14/11/2019	3 (3) 	3	2	2	3	2	n/a
West Ashton Church of England Primary School https://reports.ofsted.gov.uk/provider/21/143957	Academy	19 & 20/11/2019	3 (4) 	3	3	3	3	3	n/a
Forest and Sandridge Church of England Primary School https://reports.ofsted.gov.uk/provider/21/143500	Academy	20 & 21/11/2019	2 (2) 	2	2	2	2	2	n/a

Sambourne Church of England Voluntary Controlled Primary School https://reports.ofsted.gov.uk/provider/21/126374	Maintained VC	26/11/2019	2L (2) 	2	2	2	2	2	n/a
St Bartholomew's Primary Academy https://reports.ofsted.gov.uk/provider/21/141142	Academy	26 & 27/11/2019	2 (3) 	2	2	2	2	2	n/a
Keevil CofE Primary School https://reports.ofsted.gov.uk/provider/21/143009	Academy	10 & 11/11/2019	2 (1) 	2	2	2	2	2	n/a
Dilton Marsh CofE Primary School https://reports.ofsted.gov.uk/provider/21/141148	Academy	17 & 18/11/2019	3 (1) 	3	2	3	3	3	n/a
Frogwell Primary School https://reports.ofsted.gov.uk/provider/21/126479	Maintained	17 & 18/11/2019	2L (2) 	2	2	2	2	2	n/a

Current Ofsted percentage position for Wiltshire at 31st January 2020

The overall picture remains broadly unchanged with a 0.5% dip in the percentage of primary places in good schools as the result of one school moving to being judged RI from outstanding. The number of outstanding primary schools has reduced by 1.5% since the previous report in January with the percentage of primary schools being judged as good increasing by 1%.

Published Ofsted outcomes at 31st January 2020 – from internal data

Table 2 - Source: Internal information





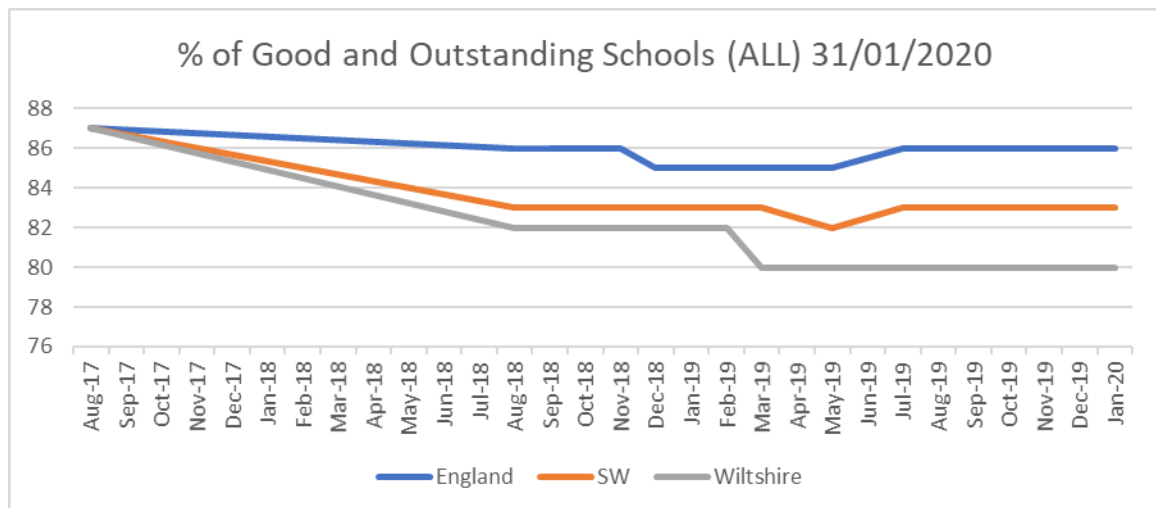
By pupil places	Primary		Secondary		Special		All	
	No.	%	No.	%	No.	%	No.	%
Outstanding	4474	11.5	6655	23.2			11129	16.3
Good	26550	68.0	18265	63.8	418	66.7	45233	66.2
Requires Improvement	6216	15.9	3520	12.3	209	33.3	9945	14.6
Inadequate	1596	4.1	209	0.7			1805	2.6
Not yet inspected (U)	188	0.5					188	0.3
Outstanding or Good (previous)	31024	79.5 (80) 	24920	87 (87) 	418	66.7 (66.7) 	56516	83 (83) 
All	39024	100.0	28649	100.0	627	100.0	68234	100

Table 3 - Source: Internal information

By schools	Primary		Secondary		Special		All	
	No.	%	No.	%	No.	%	No.	%
Outstanding	19	9.5	5	16.1	0	0.0	24	10.1
Good	142	71.0	20	64.5	4	66.7	166	70.0
Requires Improvement	29	14.5	5	16.1	2	33.3	36	15.2
Inadequate	8	4.0	1	3.2	0	0.0	9	3.8
Not yet inspected (U)	2	1.0	0	0.0	0	0.0	2	0.8
Outstanding or Good (previous)	161	80.5 (81) ↓	25	80.6 (80.6) ↔	4	66.7 (66.7) ↔	190	80.2 (80.6) ↓
All	200	100.0	31	100.0	6	100.0	237	100.0

Good and outstanding schools (ALL) (%)	England	SW	Wiltshire
Jan-20	86	83	80
Oct-19	86	83	80
Jul-19	86	83	80
May-19	85	82	80
Mar-19	85	83	80
Feb-19	85	83	82
Jan-19	85	83	82
Dec-18	85	83	82
Nov-18	86	83	82
Oct-18	86	83	82
Sep-18	86	83	82
Aug-18	86	83	82
Aug-17	87	87	87

Table 4 - Source: Ofsted Management Information 1st January 2020



Conclusion

There continues to be a period of stability in inspections in Wiltshire where the previous decline has halted and the overall percentage of schools judged as good or outstanding has stabilised. This mirrors the figures in the South West and those of England.

All LA maintained schools continue to receive support and challenge through the School Improvement Framework with the result that 88% of inspections of maintained schools (7/8) for this academic year have resulted in a good judgement. We also offer a wider range of leadership training and support for our senior school leaders including governors drawing on the expertise and good practice that can be found in Wiltshire schools. This has been widely welcomed and uptake is positive.

Helean Hughes
Director Education and Skills

Report Author: Louise Lewis, Head of School Effectiveness
 16/02/2020

Background Papers

None

Appendices

None