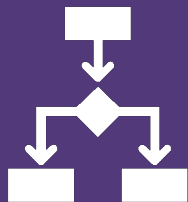


Wiltshire Community Area Joint Strategic Needs Assessment (CAJSNA) 2024

www.wiltshireintelligence.org.uk/cajsna/

Public Health Intelligence Team, Wiltshire Council



Main points of this presentation:

- Introduction to the Community Area Joint Strategic Needs Assessment (CAJSNA) 2024
- Producing the CAJSNA
- 10 themes
- 140+ indicators
- Census dashboard
- Infographics
- Next steps

What is the Community Area Joint Strategic Needs Assessment?


Brings together information from a range of sources to provide useful insight and actionable intelligence about our 18 Community Areas.

Provides information on local demographics, needs and strengths.

Aims to support local decision-making at Community Area level.

Not been rewritten since COVID-19 pandemic.

Last one published in 2020.



Producing the Community Area Joint Strategic Needs Assessment

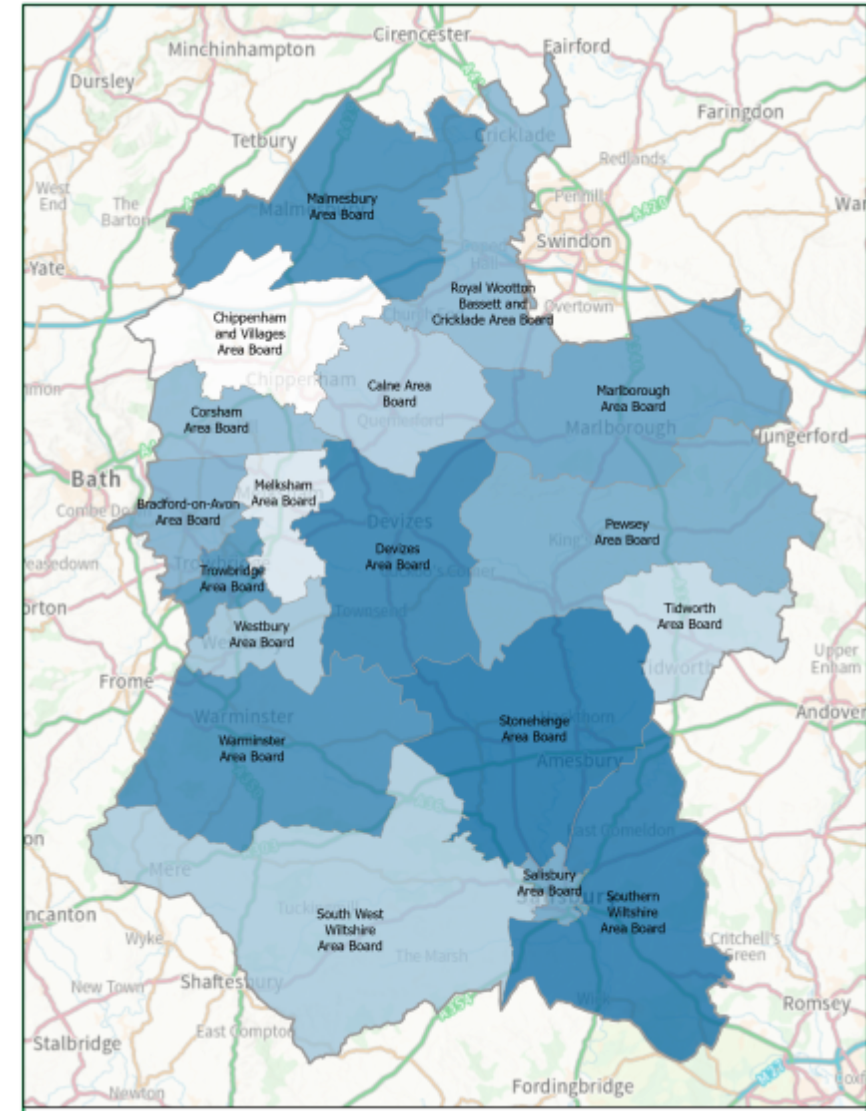
The 2022 Wiltshire Health and Wellbeing JSNA identified 3 key strategic priorities for Wiltshire:

- Ageing Population
- Mental and Emotional Wellbeing
- Cost of living


These priorities informed the production of the CAJSNA infographic packs.

Directorates and external partners were involved in the selection of indicators, and in the provision of data and insight.

Resident survey to increase community engagement (closes in May).



Population




Health



Housing



Economy



Environment



Communities



Safety



Cost of Living

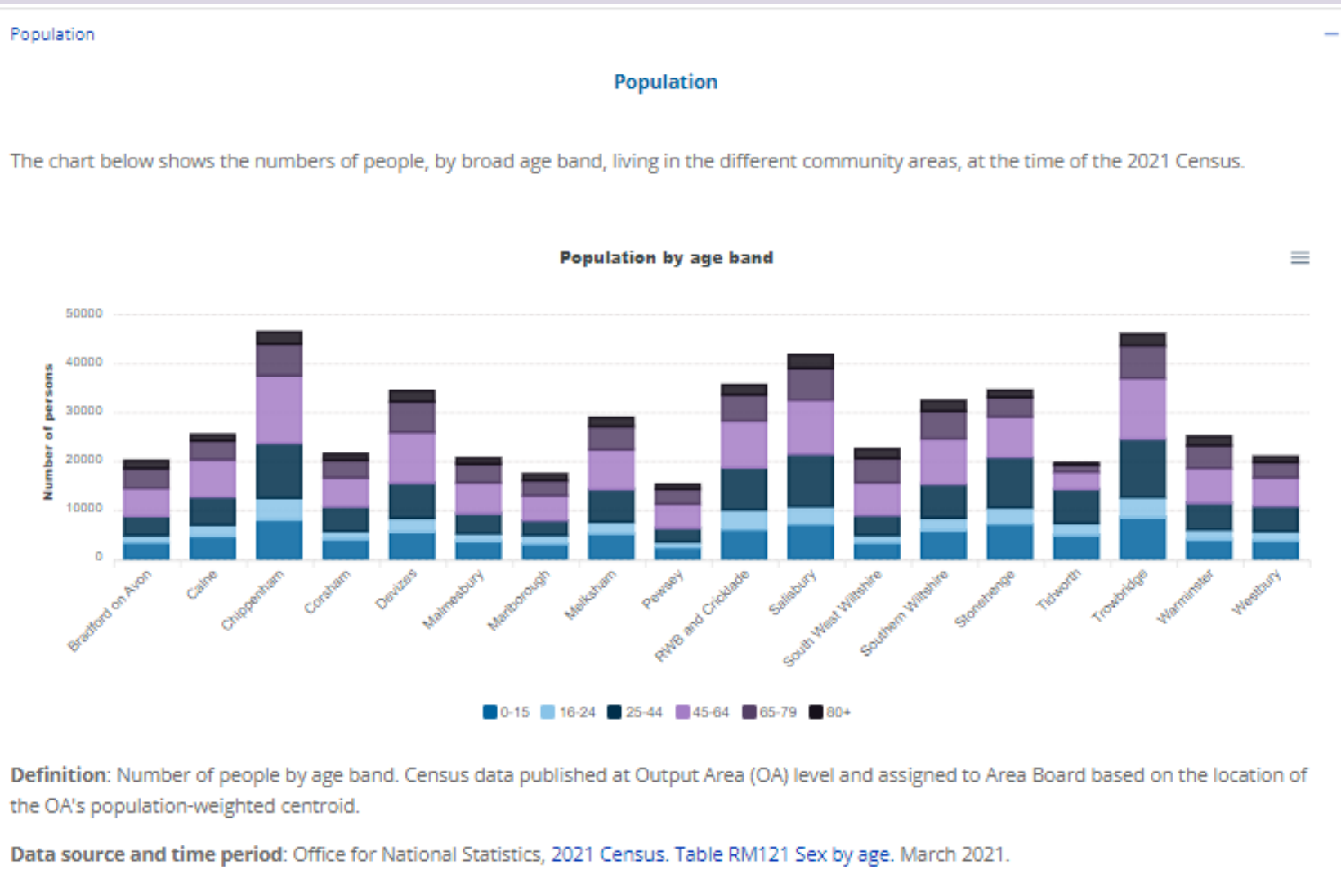


Older People

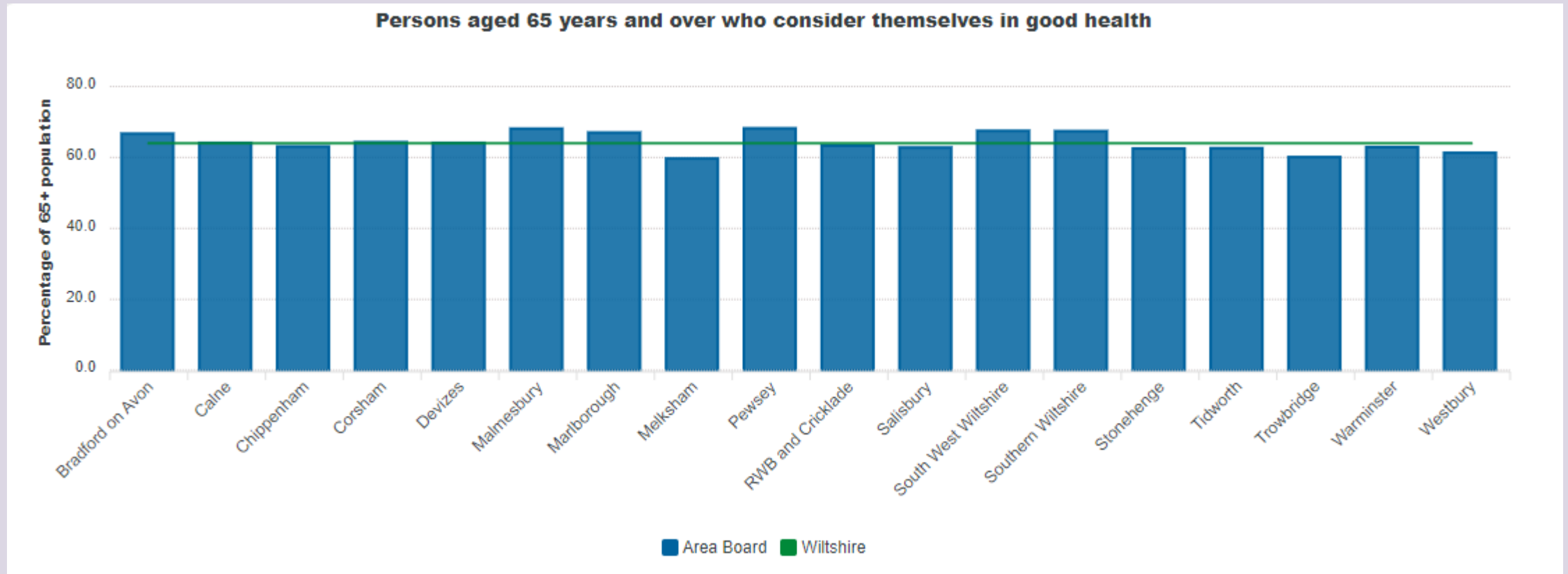


Children



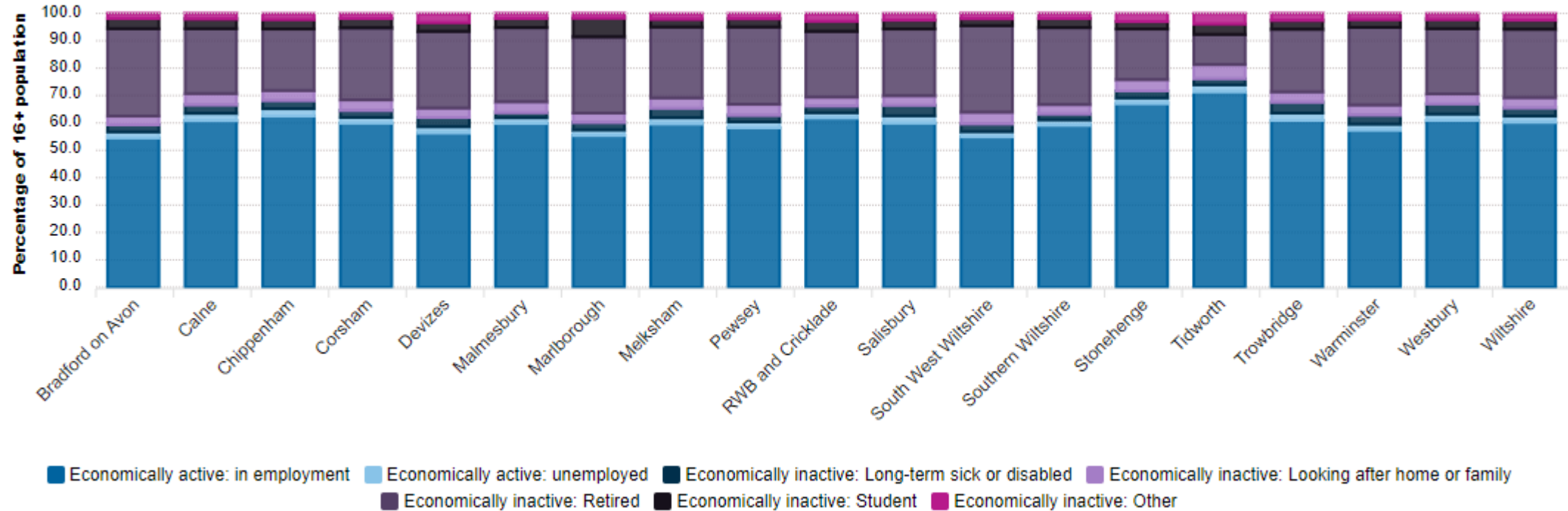


- [CAJSNA 2024 - Population Wiltshire Intelligence](#)

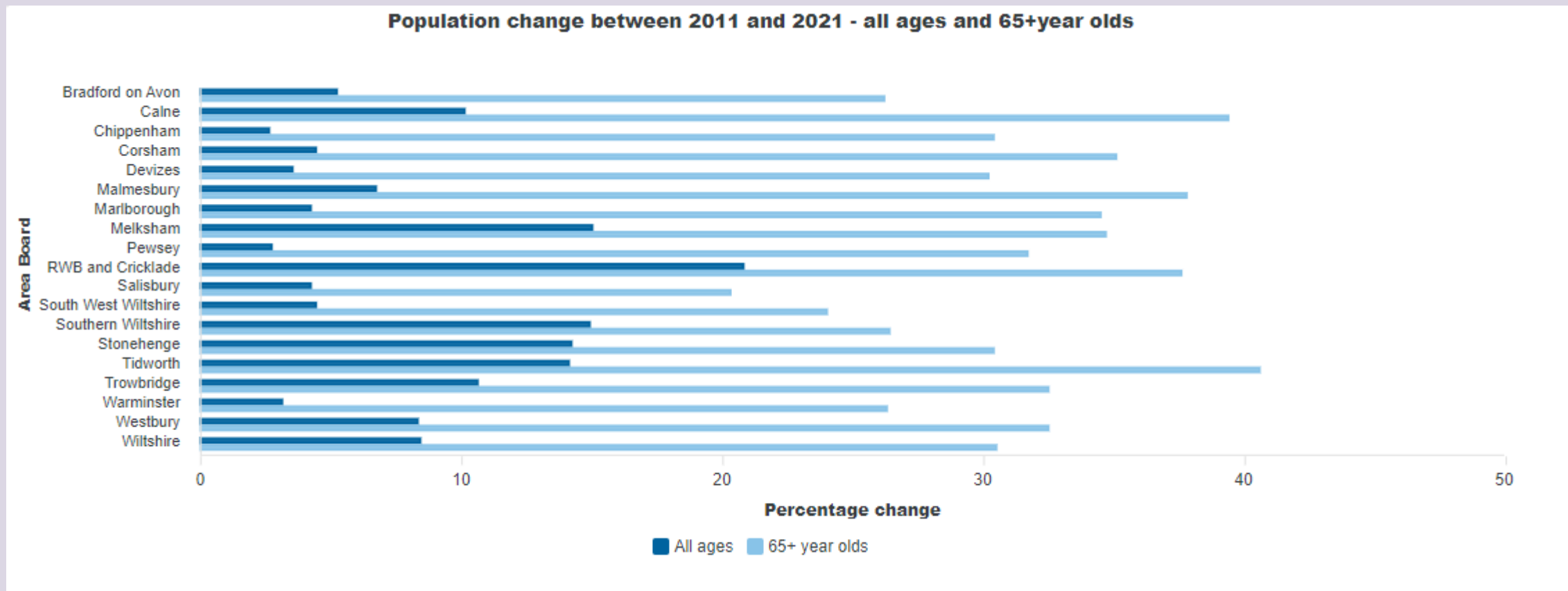


- [CAJSNA 2024 - Older persons Wiltshire Intelligence](#)

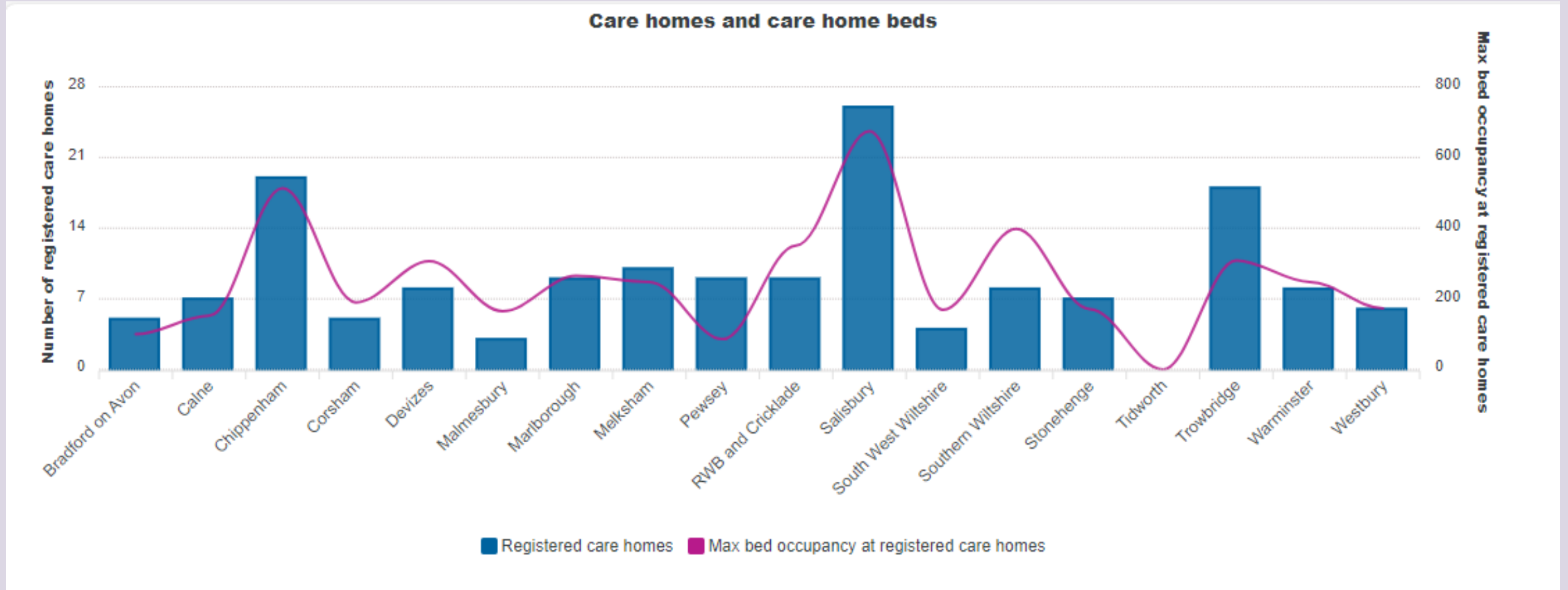
Economic activity status



• [CAJSNA 2024 - Economy Wiltshire Intelligence](#)



• [CAJSNA 2024 - Population Wiltshire Intelligence](#)



- [CAJSNA 2024 - Older persons Wiltshire Intelligence](#)

Wiltshire Council

Census 2021 - Area Board Population Profile

Select a topic:

Population	Identity	Health and disability	Work and education	Households and homes
Population by age & sex	Country of birth	Carers	Economic activity status	Deprivation
Population change	Ethnic group	Disability	Hours worked	Car or van availability
Socio-economic group	Gender identity	General health	Industry	Central heating
Veterans	Main language		Occupation	Household composition
	Religion		Proficiency in English	Occupancy rating
	Sexual orientation		Qualifications	Tenure
			Travel to work	

Guidance Public Health Intelligence Team

Microsoft Power BI 96%

[CAJSNA 2024 - Population Wiltshire Intelligence](#)

Age & Sex

Select an Area Board:

Tidworth Area Board

Change topic:

Age & Sex

Go

Age band	Females	Males	People	% of people in area
Aged 2 years and under	492	537	1029	5.2%
Aged 3 to 4 years	339	345	684	3.5%
Aged 5 to 7 years	489	527	1016	5.2%
Aged 8 to 9 years	306	348	654	3.3%
Aged 10 to 14 years	666	645	1311	6.6%
Aged 15 years	88	90	178	0.9%
Aged 16 to 17 years	202	227	429	2.2%
Aged 18 to 19 years	169	533	702	3.6%
Aged 20 to 24 years	510	840	1350	6.8%
Aged 25 to 29 years	816	1084	1900	9.6%
Total	9264	10459	19723	100.0%

Population pyramid (selected area)



Population pyramid (Wiltshire)



Compare Area Boards (sex)

Compare Area Boards (age)

Home page

Clear filters

Guidance

96%

Previously served in the UK armed forces

Select an Area Board:

All

Change topic:

Veterans

Go

Select a response below:

Previously served in UK regular armed forces

Wiltshire average:

6.1%

Previously served in UK regular armed forces

MSOA local name	MSOA code	% of MSOA area in AB	People aged 16+	% of people aged 16+
Amesbury	Wiltshire 048	100.0%	1095	10.5%
Bedwyn, Burbage & Collingbourne	Wiltshire 029	100.0%	361	5.9%
Bowerhill, Atworth & Whitley	Wiltshire 021	100.0%	606	6.0%
Box, Colerne & Rudloe	Wiltshire 017	100.0%	438	6.6%
Bradford-on-Avon	Wiltshire 027	100.0%	375	4.3%
Calne North	Wiltshire 015	100.0%	590	6.8%

Previously served in UK regular armed forces



This Census topic is not published at a geography that allows for summary by Area Board. The table and map show this topic instead by Middle Super Output Area (MSOA) and the table includes a description of the proportion of each MSOA's area that overlaps the selected Area Board.

Home page

Clear filters

Guidance

96%

Wiltshire CAJSNA 2024

Bradford on Avon Community Area Summary Data Pack

Throughout the data pack, if viewing online:



Click on this icon to navigate to the CAJSNA Wiltshire Intelligence website



Click on this icon to view the data sources and references for the indicators



Public Health Wiltshire

Wiltshire Council

[CAJSNA 2024 - Bradford on Avon Wiltshire Intelligence](#)

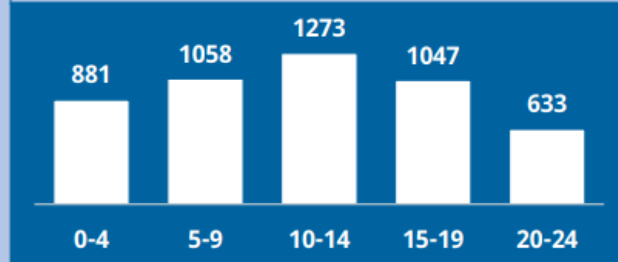
Children and young people in Bradford on Avon community area

Children and young people

Supporting and improving life chances for children and young people is key to the future of Wiltshire. Providing families with access to services that meet their needs at an early stage is crucial to making sure every child and young person has the best possible start in life.

Understanding our younger population

Under 25 year olds in Bradford on Avon in 2021:



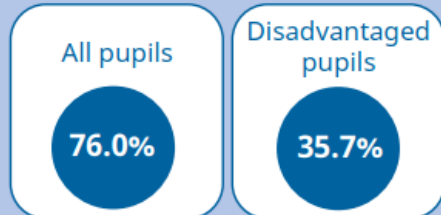
In 2021, the rate of those aged under 15 years providing **unpaid care** in Bradford on Avon was 95.7 per 10,000 people. The rate for Wiltshire was 96.3 per 10,000.



9.2% of children aged under 16 in this area live in a **low-income family**, compared with 12.7% in Wiltshire.

Education and employment

Pupils achieving a good level of development at the end of the Early Years Foundation Stage in Bradford on Avon schools:



Disadvantaged pupils defined as currently eligible/have been eligible within the last 6 years for free school meals, are looked after or have left care through a formal route.

19.2% of pupils aged 4 to 18 years old in this community area in 2023 have **special educational needs**.



Rate of **unemployment** (but actively seeking work) in 16 – 24 year olds



Health

20.1% percent of children aged 10-11 years are **obese or overweight** in Bradford on Avon, compared with 31.5% in Wiltshire.



Hospital admissions as a result of **self-harm** (10-24 years)

Almost 650 young people admitted in Wiltshire, in 2021/22.



In this community area across 2023 there were **180** accepted referrals into **Children and Adolescent Mental Health Services (CAMHS)**.

Safety

Across the last three years, **29.8** per 10,000 under 18-year-olds in this area were in treatment for **substance misuse**, compared with 29.6 per 10,000 in Wiltshire.



Next Steps

- Community engagement
- Resident survey
- Wider promotion
- Collecting feedback
- Using feedback for future improvement

Thank You