

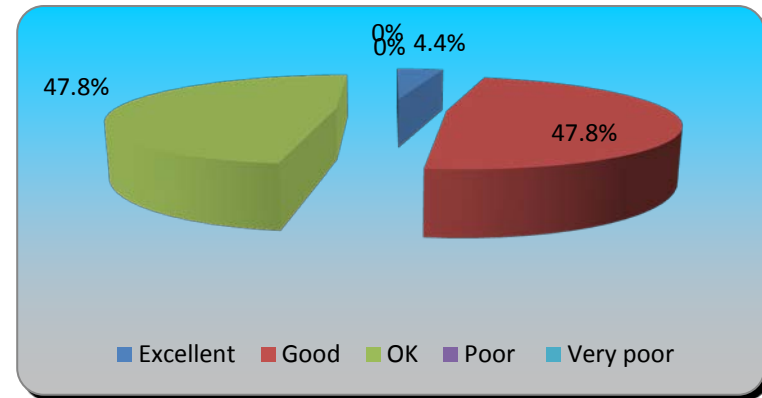
Turning Graphical Results by Question

Session Name: New Session 09-05-2012 21-08

Created: 15/05/2012 16:27

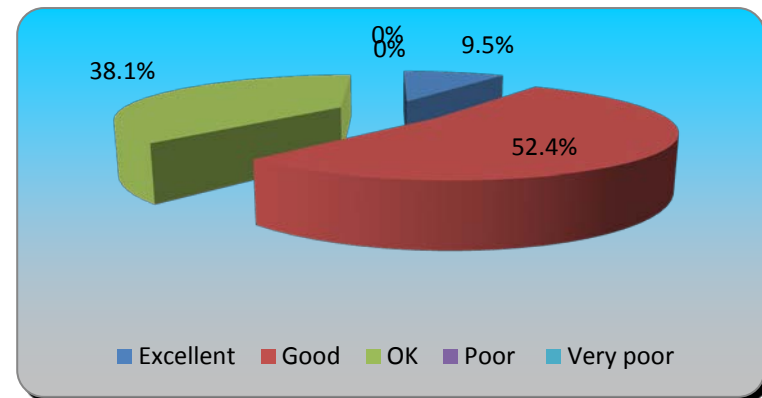
1.) Venue (multiple choice)

| | Responses | |
|---------------|-----------|-------------|
| Excellent | 1 | 4.35% |
| Good | 11 | 47.83% |
| OK | 11 | 47.83% |
| Poor | 0 | 0% |
| Very poor | 0 | 0% |
| Totals | 23 | 100% |



2.) Room layout (multiple choice)

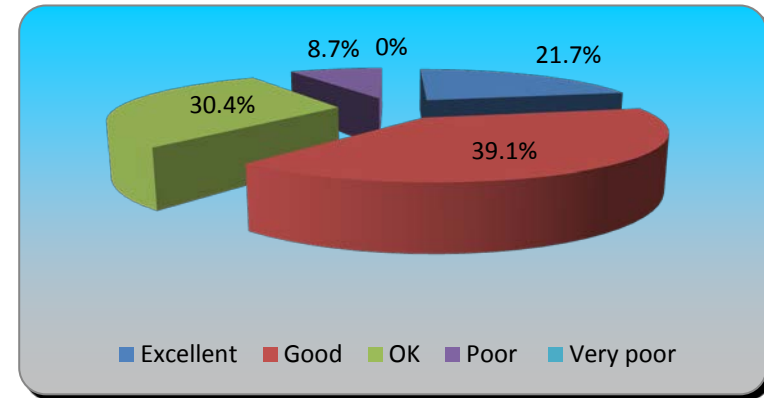
| | Responses | |
|---------------|-----------|-------------|
| Excellent | 2 | 9.52% |
| Good | 11 | 52.38% |
| OK | 8 | 38.10% |
| Poor | 0 | 0% |
| Very poor | 0 | 0% |
| Totals | 21 | 100% |



3.) Welcome (multiple choice)

Responses

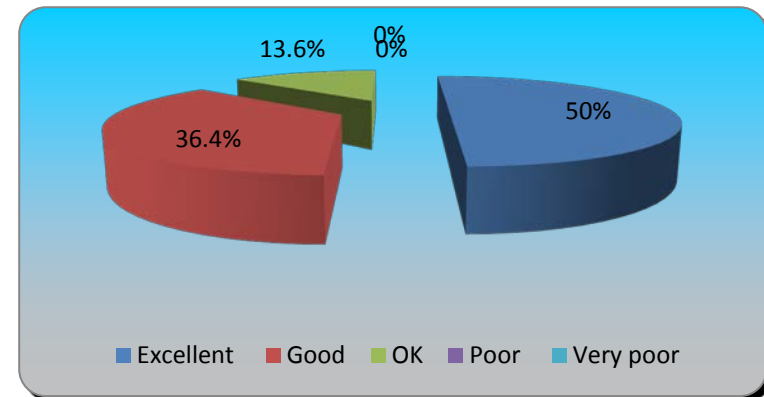
| | | |
|---------------|-----------|-------------|
| Excellent | 5 | 21.74% |
| Good | 9 | 39.13% |
| OK | 7 | 30.43% |
| Poor | 2 | 8.70% |
| Very poor | 0 | 0% |
| Totals | 23 | 100% |



4.) Public involvement (multiple choice)

Responses

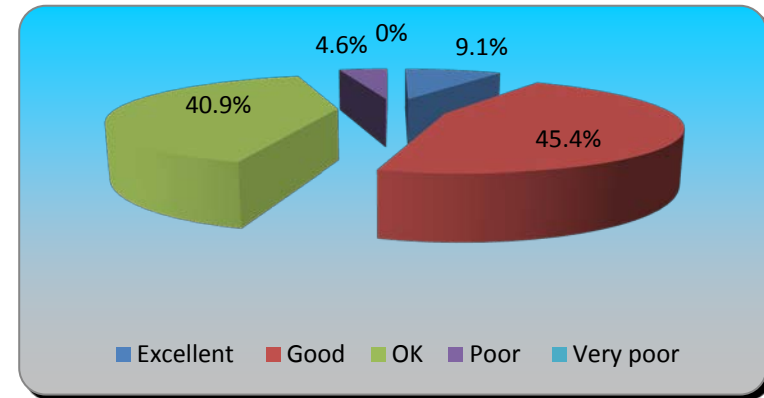
| | | |
|---------------|-----------|-------------|
| Excellent | 11 | 50% |
| Good | 8 | 36.36% |
| OK | 3 | 13.64% |
| Poor | 0 | 0% |
| Very poor | 0 | 0% |
| Totals | 22 | 100% |



5.) Agenda (multiple choice)

Responses

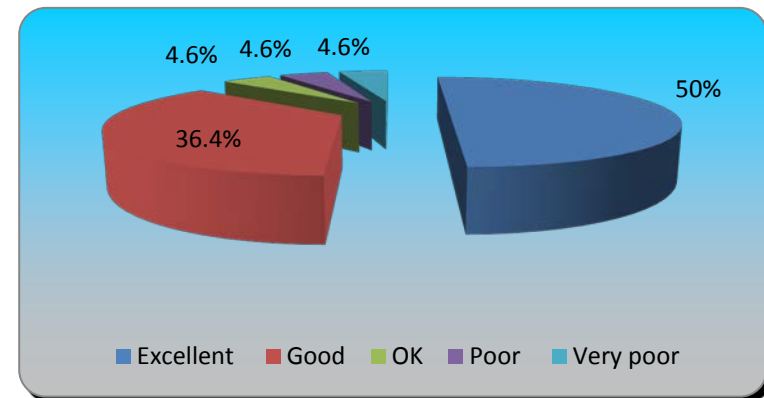
| | | |
|---------------|-----------|-------------|
| Excellent | 2 | 9.09% |
| Good | 10 | 45.45% |
| OK | 9 | 40.91% |
| Poor | 1 | 4.55% |
| Very poor | 0 | 0% |
| Totals | 22 | 100% |



6.) Chairman (multiple choice)

Responses

| | | |
|---------------|-----------|-------------|
| Excellent | 11 | 50% |
| Good | 8 | 36.36% |
| OK | 1 | 4.55% |
| Poor | 1 | 4.55% |
| Very poor | 1 | 4.55% |
| Totals | 22 | 100% |



7.) Meeting overall (multiple choice)

Responses

| | | |
|---------------|-----------|-------------|
| Excellent | 5 | 22.73% |
| Good | 14 | 63.64% |
| OK | 2 | 9.09% |
| Poor | 1 | 4.55% |
| Very poor | 0 | 0% |
| Totals | 22 | 100% |

