

Willis & Co.

Chartered Town Planners
 30 The Causeway
 Chippenham
 Wiltshire
 SN15 3DB

Telephone: (01249) 444975
 Facsimile (01249) 655556
 Email: Willisplan@aol.com

Our ref.; MW/

5th October 2006

Environmental Services Dept.			
- 6 OCT 2006 Ack.			
1 ✓	2 JD	3	4
5	6	7	8

Mr J. Day
 Planning Implementation Manager
 Environmental services Department
 Wiltshire County Council
 County Hall
 Trowbridge
 BA14 8JD

Dear Jason,

Town and Country Planning Act 1990
Porters Metals & Skip Hire – 28 Main Road, Christian Malford

Thank you for your letter of the 21st September. I have now re-visited the site and taken further instructions. On the matter of the works to the access, my client is just waiting for the County Highways Surveyors consent to work within the highway. You appreciate that temporary lights will be required when the kerbs are laid. My client is able to do some work clear of the carriageway in the meantime and provided the necessary licence comes through quickly, the work should be complete, or at least substantially complete, by the 20th October.

Turning to the landscaping, there are two main issues; the planting along the bund along the south side of the site and the treatment of the roadside. Please see the two copies of our revised plan number 1206/01/E enclosed.

You will see that we have added the %age mix of species to the schedule and marked the extent of the planting along the top of the bund and south into the field with a green line. You will see that the plants will be planted at a maximum 1.5m centres. The existing vegetation will be sprayed off and the whips will be protected with rabbit shelters in accord with British Standard recommendations. The north-facing slope of the bund will not be planted with trees.

Turning to the roadside, there is, as you know, very little space between the existing metal fence and the carriageway. There is some well-established planting along the verge. You have asked my client to consider facing the existing fence with profiled steel sheet. After careful consideration and listening to the advice of your Landscape Officer, our view is that so much of the existing vegetation would need to be removed to erect the fence that this would be counter-productive. Certainly in the

Contd.../

Willis & Co.

- 2 -

Mr J. Day, Wiltshire County Council

5th October 2006

Porters Metals & Skip Hire – 28 Main Road, Christian Malford

short-term, for the next two years or so, before the existing vegetation recovered, the fencing and the yard would be much more obvious from the highway.

Let me be clear; my client has no objection to erecting a new fence here. But all parties – including the local Councillors and the neighbours – must understand that this cannot be done without substantially trimming back the existing planting by about 50%.

My client is more than willing, however, to fill in the existing gaps in the hedgerow with new hawthorn, blackthorn and field maple whips. I estimate that there is space to plant about 30-40 individual plants along the north side of the yard within existing gaps. In our view, this will create a thicker hedge which will help to hide the existing fence, without damaging the existing planting. This additional roadside planting is noted on the plan.

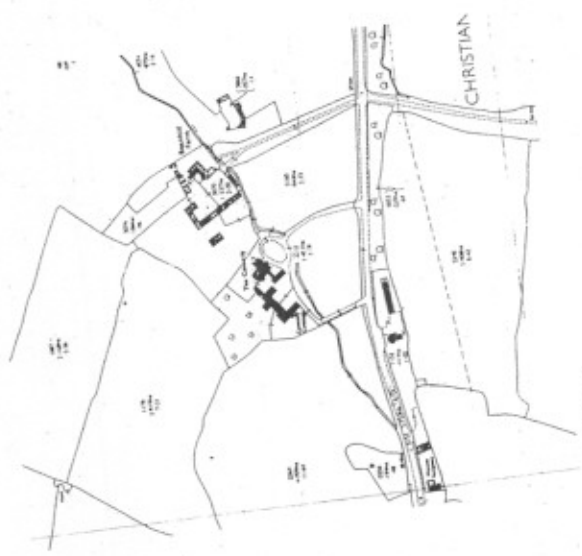
I look forward to hearing from you.

Yours sincerely,

A handwritten signature in black ink, appearing to read 'Marc D. Willis', with a long horizontal line extending to the right.

Marc D. Willis BTP MRTPI MBIAC

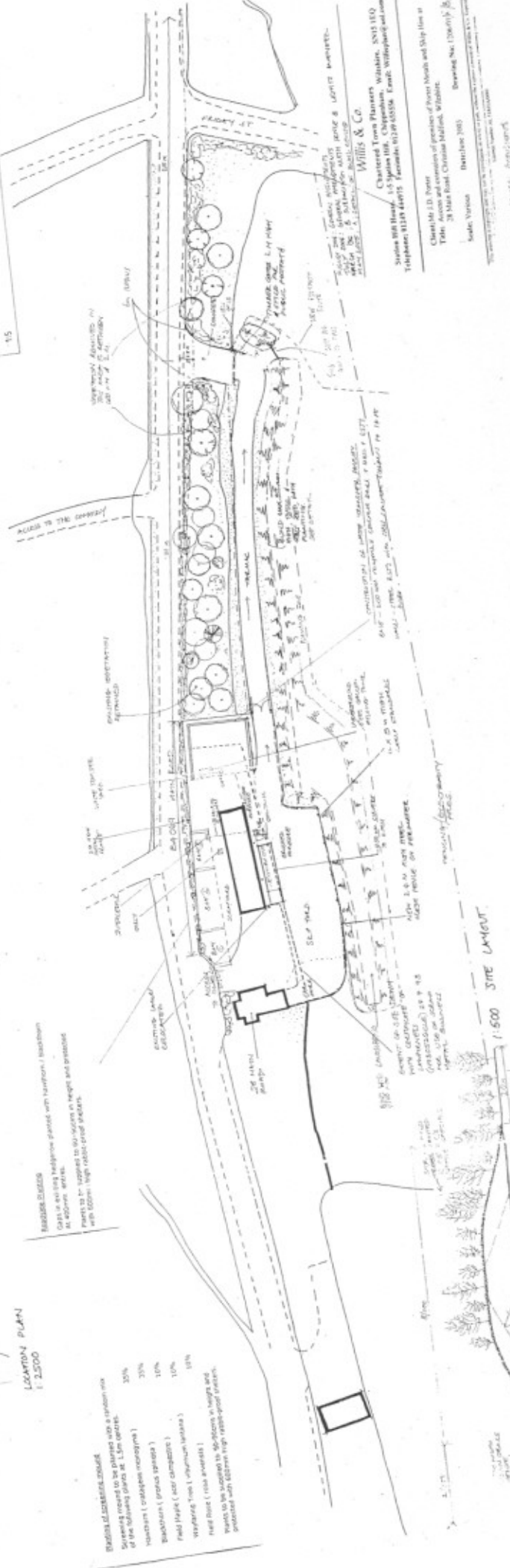
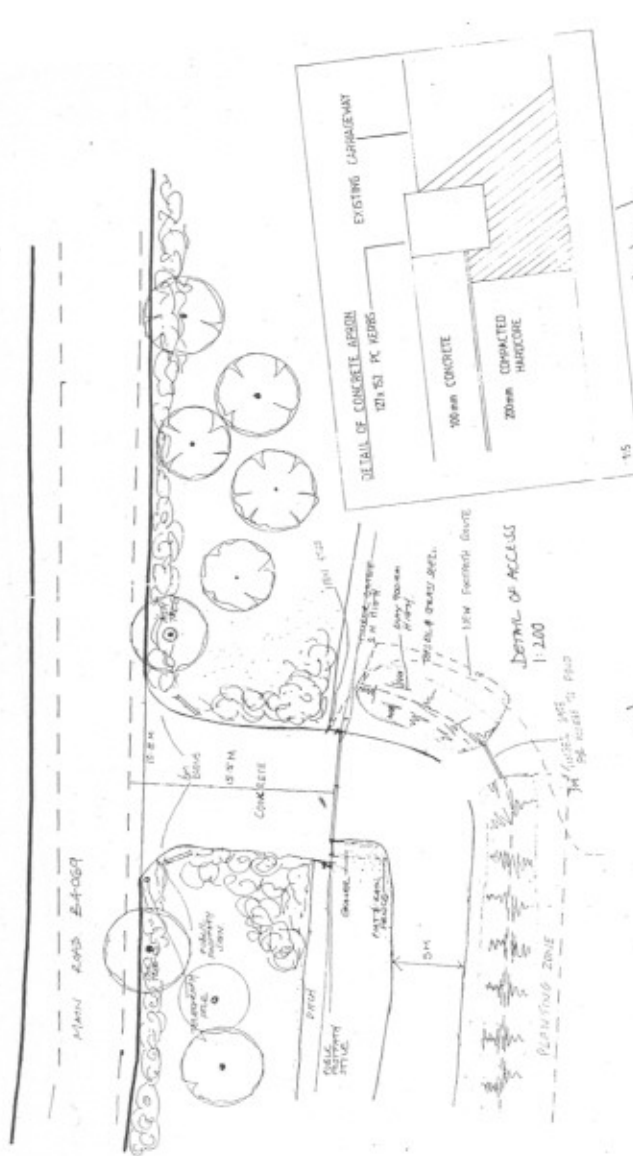
cc. Client



LOCATION PLAN
1:2500

- BRANDS OF PLANTING MATERIAL
- 20% Spruce trees to be planted with a specimen size of the following (plant at 1.5m centers):
 - 10% Ilex (ornamental evergreen)
 - 10% Blackberry (ornamental shrub)
 - 10% Field Maple (ornamental tree)
 - 10% Wintergreen Yew (ornamental shrub)
 - 10% Red Pine (ornamental tree)
- Plants to be installed in 40-60cm high raised-bed planters, protected with 60cm high rubber-wood mulch.

EXISTING DRIVEWAY
Grass to be laid back upon ground with hardscape installation at existing driveway.
Plants to be installed in 40-60cm high raised-bed planters with 60cm high rubber-wood mulch.



1:50 SECTION OF RAISED SLEEPING BOUND.
1:500 SITE LAYOUT.

Checked/Drawn: [Name]
Title: [Title]
Scale: [Scale]
Date: [Date]
Project: [Project Name]
Client: [Client Name]
Address: [Address]
Phone: [Phone Number]
Fax: [Fax Number]