

# AGENDA

**Meeting:** Cabinet

**Place:** Kennet Room - County Hall, Bythesea Road, Trowbridge, BA14 8JN

**Date:** Tuesday 10 December 2024

**Time:** 10.00 am

---

Please direct any enquiries on this Agenda to Stuart Figini of Democratic Services, County Hall, Trowbridge, direct line 01225 718221 or email [committee@wiltshire.gov.uk](mailto:committee@wiltshire.gov.uk)

Press enquiries to Communications on direct lines 01225 713114/713115.

All public reports referred to on this agenda are available on the Council's website at [www.wiltshire.gov.uk](http://www.wiltshire.gov.uk)

---

## Membership:

Cllr Richard Clewer

Leader of the Council

Cllr Laura Mayes

Deputy Leader and Cabinet Member for Children's Services, Education, and Skills

Cllr Phil Alford

Cabinet Member for Housing

Cllr Ian Blair-Pilling

Cabinet Member for Public Health, Communities, Leisure and Libraries

Cllr Nick Botterill

Cabinet Member for Finance, Development Management and Strategic Planning

Cllr Jane Davies

Cabinet Member for Adult Social Care, SEND and Inclusion

Cllr Nick Holder

Cabinet Member for Highways, Street Scene, and Flooding

Cllr Dominic Muns

Cabinet Member for Waste and Environment

Cllr Ashley O'Neill

Cabinet Member for Governance, IT, Broadband, Digital, and Staffing

Cllr Tamara Reay

Cabinet Member for Transport and Assets

---

## **Recording and Broadcasting Information**

Wiltshire Council may record this meeting for live and/or subsequent broadcast. At the start of the meeting, the Chairman will confirm if all or part of the meeting is being recorded. The images and sound recordings may also be used for training purposes within the Council.

By submitting a statement or question for a meeting you are consenting that you may be recorded presenting this and that in any case your name will be made available on the public record. The meeting may also be recorded by the press or members of the public.

Any person or organisation choosing to film, record or broadcast any meeting of the Council, its Cabinet or committees is responsible for any claims or other liability resulting from them so doing and by choosing to film, record or broadcast proceedings they accept that they are required to indemnify the Council, its members and officers in relation to any such claims or liabilities.

Details of the Council's Guidance on the Recording and Webcasting of Meetings is available on request. Our privacy policy can be found [here](#).

## **Parking**

To find car parks by area follow [this link](#). The three Wiltshire Council Hubs where most meetings will be held are as follows:

**County Hall, Trowbridge**  
**Bourne Hill, Salisbury**  
**Monkton Park, Chippenham**

County Hall and Monkton Park have some limited visitor parking. For meetings at County Hall there will be two-hour parking. If you may be attending a meeting for more than 2 hours, please provide your registration details to the Democratic Services Officer, who will arrange for your stay to be extended. For Monkton Park, please contact reception upon arrival.

## **Public Participation**

Please see the agenda list on following pages for details of deadlines for submission of questions and statements for this meeting.

For extended details on meeting procedure, submission and scope of questions and other matters, please consult [Part 4 of the council's constitution](#).

The full constitution can be found at [this link](#).


Our privacy policy is found [here](#).

For assistance on these and other matters please contact the officer named above for details

## Part I

*Items to be considered while the meeting is open to the public*

### Key Decisions

*Matters defined as 'Key' Decisions and included in the Council's Forward Work Plan are marked with the following symbol on the agenda *

1 **Apologies**

To receive any apologies for absence.

2 **Minutes of the Previous Meeting** (Pages 5 - 20)

To confirm as a true and correct record and sign the minutes of the Cabinet meeting held on 19 November 2024.

3 **Declarations of Interest**

To receive any declarations of disclosable interests or dispensations granted by the Standards Committee or Monitoring Officer.

4 **Leader's Announcements**

To receive any announcements from the Leader of the Council.

5 **Public Participation and Questions from Members**

The Council welcomes contributions from members of the public.

This meeting is open to the public, who may ask a question or make a statement. Questions may also be asked by Members of the Council.

Questions must be submitted to [committee@wiltshire.gov.uk](mailto:committee@wiltshire.gov.uk) by 12.00 noon on 4 December 2024.

Written notice of a wish to make a statement should also be provided wherever possible.


6 **Devolution Update** (Pages 21 - 30)

To receive a report from the Chief Executive.

7 **Recommissioning of Speech and Language Therapy Service** (Pages 31 - 40)

 To receive a report from the Chief Executive.

8 **Wiltshire Playing Pitch Strategy (PPS) Adoption** (Pages 41 - 608)

 To receive a report from the Corporate Director, Place.

9 **Library Strategy 2025 - 2030** (Pages 609 - 654)

To receive a report from the Corporate Director, Place.

10 **Urgent Items**

Any other items which the Leader agrees to consider as a matter of urgency.

**Part II**

*Items during consideration of which it is recommended that the public should be excluded because of the likelihood that exempt information would be disclosed*

**NONE**

## Cabinet

---

### **MINUTES OF THE CABINET MEETING HELD ON 19 NOVEMBER 2024 AT KENNET ROOM - COUNTY HALL, BYTHESEA ROAD, TROWBRIDGE, BA14 8JN.**

#### **Present:**

Cllr Richard Clewer (Chairman), Cllr Laura Mayes (Vice-Chairman), Cllr Phil Alford, Cllr Ian Blair-Pilling, Cllr Nick Botterill, Cllr Jane Davies, Cllr Nick Holder, Cllr Dominic Muns, Cllr Ashley O'Neill and Cllr Tamara Reay

#### **Also Present:**

Cllr Richard Budden, Cllr Adrian Foster, Cllr Gavin Grant, Cllr Jon Hubbard, Cllr Tony Jackson, Cllr Jerry Kunkler, Cllr Martin Smith, Cllr Ian Thorn, Cllr Elizabeth Threlfall, Cllr Suzanne Wickham, Cllr Graham Wright, Cllr Robert Yuill and Cllr Robert MacNaughton

---

#### 120 **Apologies**

There were no apologies.

#### 121 **Minutes of the Previous Meeting**

The minutes of the meeting held on 8 October 2024 were presented.

#### **Resolved:**

**To approve as a correct record and sign the minutes of the meeting held on 8 October 2024.**

#### 122 **Declarations of Interest**

There were no declarations of interest.

#### 123 **Leader's Announcements**

There were no Leader announcements.

#### 124 **Public Participation and Questions from Councillors**

Twenty general questions had been received for the meeting, which were provided in the published agenda supplement together with written responses, apart from two questions asked by Cllr Ian Thorn, that the Leader provided verbal responses to at the meeting, as follows:

- Cllr Ian Thorn

- Question 1 - How long can the administration refuse to engage with the Melksham News?
- Verbal Response – the Leader provided background and context to the matter raised by Cllr Thorn in relation to the advertising of Traffic Regulation Orders. The Leader explained that the Council was happy to engage with all media who displayed professional attitudes and provided balance in their reporting.
- Question 3 - Is it appropriate for the leader of the council to comment to the local press on the detail of an ongoing Wiltshire Council complaint?
- Verbal Response – the Leader reported that he had received a request from the press after the story had been published. He noted that proxy votes were not allowed and provided a generic comment with no specific detail.

Supplementary questions were received from:

- Cllr Ian Thorn, in relation to his first question asked what lessons the Council have learnt in this matter. The Leader noted that Council press releases are available for all media outlets, not all media requests can be responded to, and it was important to resolve the matter with Melksham News.
- Cllr Ian Thorn – Priestley Grove, Calne – Thanked the Director of Legal and Governance for his efforts to resolve the issues. Cllr Thorn asked what lessons the Council had learnt to ensure that relationships between Stone Circle and residents remains positive. The Leader reported that it was unfortunate that on occasions relationships break down, the Council is monitoring Stone Circle and the works being undertaken accord with their business plan. Cllr Alford referred to the response detailed in the supplementary agenda which indicated that the Chairman of Stone Circle met with local residents on site to explain the delay and agree further updates, the next being in January 2025.
- Cllr Ian Thorn in relation to his third question, suggested that the Leaders response about the ongoing complaint could have included detail about the role the Constitution plays in complaints. The Leader believed that as the Chairman of the Constitution Focus Group, his generic response was appropriate in the circumstances.

Cllr Jon Hubbard inquired if he could ask a question without notice on a general matter. The Leader referred to the process for asking questions at Cabinet and explained that questions must be submitted in writing by the Wednesday before the meeting on general matters not being considered by the Cabinet, to allow for responses to be prepared by officers. Questions on agenda items being

considered by the Cabinet did not require any notice, as set out on the agenda sheet. Cllr Hubbard did not accept this advice and left the meeting.

## 125 **Financial Year 2024/25 - Quarter Two Revenue Budget Monitoring**

Cllr Nick Botterill, Cabinet Member for Finance, Development Management, and Strategic Planning, presented a report which provided details of the revenue budget monitoring forecast position for the second quarter of the financial year 2024/25. This was based on the position at the end of September 2024, updated on the known significant changes in October 2024. It also provided an update on the Medium-Term Financial Strategy (MTFS) and budget gap for future years.

Cllr Botterill reported a net overspend for the year of £0.861m, a significant improvement from the previous £8.284m reported in the previous quarter. He noted that the position would need continued focus to ensure mitigation action delivered the required result for the rest of the year, and he had a high level of confidence that a balanced budget would be achieved.

The Leader noted the latest budget position and additional pressures such as an increase in minimum wage and employer National Insurance contributions and welcomed the ongoing action to achieve a balanced budget.

Cllr Graham Wright, Chairman of the Overview and Scrutiny Management Committee reported that the Committee would be considering the report in detail at their meeting on 27 November 2024. He also reported that the Financial Planning Task group met to consider the report on 15 November 2024 and considered issues relating to reducing the projected overspend, managing risk, Public Health budget, SEND transport and children in care. He indicated that the Task Group will suggest some areas that select committees might want to investigate further.

Cllr Gavin Grant, Vice-Chairman of the Financial Planning Task Group, confirmed that the Task Group met on 15 November to consider the report. He thanked Cllr Botterill and officers for attending the meeting and providing clarification on a number of matters raised by the Task Group. He referred specifically to the pressures the Council may face on the Safety Valve agreement and the impact of the Dedicated Schools Grant (DSG) deficit. He noted the need for an action plan to be in place to bring this back into a balanced budget.

The Leader reported that the new Government has recognised the issues in the DSG and had been heavily lobbied by the County Council Network. Additional funding has been made available for the SEN budget and there was an appetite to reform SEN although this would be a difficult process. He acknowledged that the figures in the Safety Valve agreement were challenging, and highlighted work was ongoing in relation to EHCP's and this area required further support. Cllr Laura Mayes, Deputy Leader reported that the EHCP assessment process is reviewed regularly and the key element for schools is inclusion, which more

and more schools are embracing, especially as this will be included as part of future Ofsted judgements.

Cllr Ian Thorn welcomed the reduction in net overspend for the year to £0.861m and congratulated Cllr Botterill and officers for their input in achieving this figure for current quarter. He commented on the Adult Services budget forecast overspend of £6.299m and asked about the mitigations in place. The Leader reported that Council's generally had experienced significant pressures in the adult and children's services budgets due to the complexities of the market the need for reform and consistency of care required, these issues were not as severe in Wiltshire as other Council areas. Cllr Botterill noted the cost pressure and felt that it could be managed within the overall budget for Adult Services. Officers gave detail about the mitigation in place to cover the overspend and explained that officers continue to work incredibly hard to make sure the needs of the vulnerable are met.

Cllr Thorn also commented on the (i) DSG Block summary which detailed the overall deficit of £14.942m, (ii) the Public Health Grant of £19.011m and the impact on services provided if it was reduced; and (iii) the impact of increased employers National Insurance contributions. Officers explained that the DSG Block deficit of £14.942m was part of the £66.233m balance carried forward for 2024/25 as detailed in table 13 of the report; The Leader reported that there was currently a Public Health reserve of £4.581m available and this would be drawn on if there was a reduction in grant, however he felt that a reduction in grant was unlikely; Cllr Botterill reported that the Government had informed Councils that they would be compensated in full for the impact of increases in employers National Insurance increases. The Leader highlighted his concern for Town and Parish Councils as the increase could have a major impact on their finances.

Cllr Adrian Foster asked for clarity in relation to Stone circle losses as the are not reported in the Council financial reports to Cabinet and the current financial figures would not be available until December 2024. The Leader noted the comments and reported that the finances of Stone Circle would be considered at the next Cabinet Shareholders Group meeting on 3 December 2024

**Resolved:**

**Cabinet approves:**

- a) **A new reserve for £0.680m is requested to facilitate early support and adviser activity for schools and families in future years.**

**Cabinet notes:**

- b) **the current revenue budget is forecast to overspend by £0.861m by the end of the financial year.**
- c) **the current forecast savings delivery performance for the year.**



- d) the forecast overspend on the HRA of £1.042m and the impact on the HRA reserve.
- e) The forecast overspend against Dedicated Schools Grant (DSG) budgets of £14.942m and the impact on the cumulative DSG deficit.
- f) The transfer from earmarked reserves;
  - i. £0.121m from the Leisure reserve to fund Virtual Studios
  - ii. £0.075m from Libraries reserve to fund Library pods and new windows
  - iii. £0.050m for Q2 Enforcement Activity from the Business Plan Priority reserve
  - iv. The use of £0.300m of earmarked reserves to enable Adults and Children's Services to undertake a feasibility study of potential sites for accommodation

*Reason for Decision:*

*To inform effective decision making and ensure sound financial management as part of the Councils overall control environment. To inform Cabinet on the forecast revenue financial position of the Council for the financial year 2024/25 as at quarter two (30 September 2024), including delivery of approved savings for the year*

## 126 Financial Year 2024/25 - Quarter Two Capital Budget Monitoring

Cllr Nick Botterill, Cabinet Member for Finance, Development Management, and Strategic Planning, presented a report which provided details of the capital budget monitoring forecast for the second quarter of the financial year 2024/25, based on the position at the end of September 2024.

It was stated that the forecast of capital spending for the year stood at £226.355 as of 30 September 2024, once all the changes detailed in the report had been made. Whilst that level might not be reached due to the complexity of capital forecasting. Improvement continues to be made on the profiling of the programme, however more work is required to assess the profile of the programme better and it is critical that the programme better reflects the expected deliverability capacity and the external influences to this.

Cllr Botterill also clarified that much of the capital programme was grant funded from Government and third parties with no direct impact on revenue, and that the programme was focused on updating and modernising services such that delays would increase revenue costs.

The Leader welcomed the improvements in more realistic capital forecasting and the degree of consistency, noting that in previous years the programme

may have been more aspirational. He highlighted that the total capital expenditure as at quarter two is £67.931m about 30% of the revised annual capital programme.

Cllr Graham Wright, Chairman of the Overview and Scrutiny Management Committee reported that the Committee would be considering the report in detail at their meeting on 27 November 2024. He also mentioned that the Financial Planning Task group met to consider the report on 15 November 2024.

Cllr Gavin Grant, Vice-Chairman of the Financial Planning Task Group, confirmed that the Task Group met on 15 November to consider the report. It was acknowledged that there would always be slippage in the programme which in most cases was outside the control of the Council and thanked officers for their excellent work in managing the Capital Budget. He indicated that there was optimism bias – a view that more can be achieved than evidence suggests is being achieved. He commented on the Capital Programme funding for 2024/25 in particular the borrowing element of £54.788m. A concern to the Task Group if Capital schemes slip to later years and the interest bearing costs flow through to the following year. Cllr Botterill thanked Cllr Grant for a point well made. He explained that the borrowing figure would only be realised if all Capital schemes were undertaken during the year. Officers confirmed that the borrowing figure depended on factors such as slippage of schemes and their impact on the need for borrowing. These details would be taken on board for future reporting to Cabinet.

**Resolved:**

**Cabinet is asked to approve:**

- a) the virement from Early Years and Childcare (£0.021m) and Schools Maintenance and Modernisation (£0.004m) to support additional works required through Access and Inclusion;**
- b) the virement of £0.109m from Fleet Vehicles to Waste to facilitate improved financial oversight of waste vehicle purchases;**
- c) the removal of £1.370m grant funding from the HUG 2 programme as agreed with the Department of Energy Security and Net Zero (DESNZ);**
- d) The grant income applied for and/or received as set out in Appendix C and Appendix D.**

**Cabinet is asked to note:**

- e) The additional budgets added to the programme of £13.342m under Chief Finance Officer delegated powers;**

- f) the removal of £1.370m budget under Chief Finance Officer delegated powers;
- g) the end of year 2023/24 budget adjustment of £0.077m;
- h) the budgets brought forward from future years into the 2024/25 programme totalling £4.886m under Chief Finance Officer delegated powers;
- i) the budgets reprogrammed from 2024/25 into future years totalling £16.301m under Chief Finance Officer delegated powers;
- j) Budget Movements between Schemes as detailed in Appendix A;
- k) the revised 2024/25 Capital Programme forecast as at quarter two of £226.355m;
- l) the capital spend as of 30 June 2024 of £67.931m
- m) the use of £0.300m of earmarked reserves to enable Adults and Children's Services to undertake a feasibility study of potential sites for accommodation

*Reason for Decision:*

*To inform effective decision making and ensure sound financial management as part of the Councils overall control environment.*

*To inform Cabinet on the financial position of the Council on the 2024/25 capital programme as at quarter two (30 September 2024).*

## 127 **Mid Year Treasury Management Review 2024/25**

Cllr Nick Botterill, Cabinet Member for Finance, Development Management and Strategic Planning presented the half year report on the Treasury Management Strategy 2024/25, as adopted by Full Council on 20 February 2024, covering the period 1 April 2024 to 30 September 2024.

It was stated the council had not taken out any new long term borrowing (loans) during 2024/25, but some may be taken towards the end of the financial year, to unwind some of the Council's under-borrowed position. The Council has not exceeded any of its prudential indicators for the half year.

One public question was received for the meeting and this was included in the published agenda supplement together with written responses prior to this meeting.

Cllr Graham Wright, Chairman of the Overview and Scrutiny Management Committee reported that the Committee would be considering the report on 27

November 2024. He also reported that the Financial Planning Task Group considered the report on 15 November 2024 and were reassured that the Council were not being exposed to any risks. The Management Committee would be meeting on 2 December 2024 to consider further how they undertake their scrutiny function of Council finances.

Cllr Gavin Grant, Vice-Chairman of the Financial Planning Task Group, emphasised the need to allow for adequate review of the treasury management report. He explained there were a number of factors that prevented this from taking place on this occasion. The Task Group were satisfied about the security on previous Wiltshire loans and noted the Governments moves in relation to the potential for future investment of Local Government Pension Scheme funds.

The Leader reported that it was clear that the Government was looking at a preference for combined authorities with an area of over 1.5m people and a Mayoral system with oversight of LEP funding. He indicated that he was not in favour of the Mayoral system but recognised that the Council would have to reluctantly embrace this system sooner rather than later.

Councillor Ian Thorn commented on the opportunity to discuss a Select Committee to cover financial issues, and he aligned with the Leaders views on the Mayoral system.

**Resolved:**

**Cabinet approves:**

- a) the amendments to the Third Party Loans Policy (paragraphs 13-16 and Appendix 3).**

**Cabinet notes:**

- b) that the contents of this report are in line with the Treasury Management Strategy 2024/25.**
- c) the performance of the Council's investments and borrowings against the parameters set out in the approved Treasury Management Strategy for 2024/25**

*Reason for Decision:*

*To give members an opportunity to consider the performance of the Council in the period to 30 September 2024 against the parameters set out in the approved Treasury Management Strategy for 2024/25.*

128 **Performance and Risk Report 2024-25 Quarter Two**

Cllr Richard Clewer, Leader of the Council, presented a report providing an update on the progress against the stated missions in the Council's Business

Plan 2022-2032 using measures of performance available at the end of the second quarter of the financial year.

The Leader reported that the numbers of affordable housing for quarter 2 were down from the previous quarter due to an overall downturn in the market, which impacts the delivery from housebuilders. There was also a delay in the delivery of some affordable housing units due to the need for phosphate mitigation.

Cllr Graham Wright, Chairman of the Overview and Scrutiny Management Committee, reported that the Management Committee would be considering the report on 27 November 2024.

Cllr Ian Thorn, Leader of the Liberal Democrat Group, commented on (i) the measure for EHCP's issued within 20 weeks on time with no exceptions and the impact on the Dedicated Schools Grant and Safety Valve; Cllr Laura Mayes, Deputy Leader explained that the 20 week timescale is a statutory figure and although the intention is to meet this deadline, it is not always possible support is tailored to each child as an individual. The Leader and Cllr Davies repeated that the assessment timescales are an aspiration, and it should not be at the cost to the child being assessed and DSG funding is not impacted by this; (ii) reduced performance in relation to anti-social behaviour cases resolved within 60 days; The Leader reported that there were a number of complex ASB cases this quarter requiring multiagency responses. The Team has been operating on reduced resource as recruitment to a vacancy has proven unsuccessful; Cllr Muns referred to a PSPO addressing a serious ASB case in Devizes and PSPO's are not about just moving young people on from an area; and (iii) the reduction in uptake of NHS health checks. The Leader referred to the invitation letters sent to appropriate people and he has raised the issue with the Integrated Care Board and will pursue a response to this question.

Cllr Gavin Grant commented on the overall educational outcomes measure for KS4 and the reason why the report refers to 2023 rather than 2024. Officers explained that the measures for 2023/24 were not available for this quarter but that these would be updated for future quarters reporting.

Cllr Adrian Foster referred to a question asked at Full Council by Cllr Hubbard that had not received a response to date about the type of homes and ratios of number of bedrooms being purchased by Stone Circle; The Leader confirmed that the response would be sought, and a response would be forwarded as soon as possible. The Leader explained that housing needs surveys were undertaken in rural areas although these did not really identify the housing need as this can change regularly. He noted that 2 bedroom homes currently had the largest demand. Cllr Phil Alford agreed to source responses to the questions raised by Cllr Foster.

Cllr Richard Budden commented on the Council's carbon emissions and welcomed the dashboard, however he was concerned about the lack of information about scope 3 emissions not being recorded. Cllr Budden accepted that it was sometimes difficult to gather the data he had requested, and he indicated that a similar request had been raised at Cabinet around November

2023. Cllr Dominic Muns reported that this matter was raised at a recent Environment Select Committee and officers agreed to source the information requested by Cllr Budden, although it was indicated at the time that gathering the information may take a while, Cllr Muns had been copied into an email from officers to Cllr Budden with the requested information.

**Resolved:**

**Cabinet notes and agrees:**

- 1) Performance against the selected measures mapped to the Council's strategic priorities.**
- 2) The Strategic Risk Summary.**

*Reason for Decision:*

*To provide Cabinet with a quarterly update on measures used to monitor progress against the 10 missions laid out in Wiltshire Council's Business Plan 2022-32.*

*To provide Cabinet with a quarterly update on the Council's strategic risks and the current position of threats, and potential threats, the Council faces in delivering its services, responsibilities and ambitions.*

## 129 **Local Transport Plan**

Cllr Tamara Reay, Cabinet member for Transport and Assets presented a report seeking endorsement of the draft Wiltshire Local Transport Plan (LTP4) 2025-2038 and publish it for consultation.

Cllr Reay explained that the LTP4 is a statutory document covering the period from 2025 to 2038 setting out the Council's strategic objectives and policies. The implementation and delivery of policies in the document will contribute to maximising opportunities and tackling the challenges currently facing Wiltshire.

Cabinet noted that LTP4 shows a commitment from the Council to take action to deliver wide-ranging improvements for cleaner, healthier and safer transport across the county, particularly challenging in a rural county where many residents are reliant on the private car for a wide range of journeys. It has been developed to meet the needs of residents, businesses and visitors, seeking to balance a range of competing and sometimes conflicting objectives, whilst at the same time remaining ambitious about the contribution transport in Wiltshire can make to national and regional objectives.

Six public questions were received for the meeting and these were included in the published agenda supplement together with written responses prior to this meeting.

Supplementary questions were received from:

- Colin Gale asked if there was likely to be an announcement about the LTP4 consultation at the Pewsey Area Board meeting on 25 November 2024. Cllr Reay explained that an announcement would be made at that meeting, this was confirmed by Cllr Kunkler, Chairman of the Pewsey Area Board.

Cllr Graham Wright, Chairman of the Climate Emergency Task Group, reported that he was disappointed that the Task Group had not been invited to comment on the draft LTP4 prior to considering it on 14 November 2024.

Cllr Jerry Kunkler, Chairman of the Environment Select Committee reported that the Select Committee will consider the draft LTP4 at their meeting on 14 January 2025, although he was disappointed that the Select Committee had not considered the document earlier.

The Leader highlighted that the draft LTP4 document will continue to evolve over the coming months, taking into account comments raised during the consultation. He acknowledged the points raised by Cllr Wright and Cllr Kunkler about the need for earlier consultation with the Task Group and Select Committee. Cllr Reay confirmed that input from both the Task Group and Select Committee is very important and their input during the coming months is valued and welcomed.

Cllr Ian Thorn, Leader of the Liberal Democrat Group, welcomed the report and looking forward to the outcome of the consultation process being reported back to a future Cabinet meeting, especially taking into account the role of Area Boards in providing information about the consultation, timescales and how all residents would be informed of the consultation. He indicated that the LTP4 required a very specific delivery due to the rural nature of the county. Cllr Reay confirmed that the consultation had been extended by a couple of weeks taking into account the Christmas period, that all 18 Area Board will receive information about the consultation and how residents will be engaged in the process, and the role of the Communications Team in reaching out to all residents.

Cllr Budden welcome the proposals and commented on the consultation process, including information at Area Board meetings, Parish and Town Council input and the need to increase the consultation timescale by at least one month. Cllr Reay confirmed that Parish and Town Councils will receive information about the consultation and have the ability to respond within the current timescales. The Leader reminded members that larger settlements had different challenges and opportunities that don't exist in smaller villages.

Cllr Foster suggested that a strategic car parking plan is essential and should be included in the LTP4. He highlighted that some residents living in rural communities don't drive and rely heavily on public transport. Cllr Reay explained that issues relating to parking would be considered in more detail

during the production of delivery plans, and mentioned the success of DRT in the Pewsey Vale area and the potential to target other areas in the County..

Cllr Jackson also referred to the success of DRT in the Pewsey Vale and the potential for it to be rolled out more widely. He also highlighted the important role of volunteer drivers, the use of taxi vouchers in the delivery of public transport and the cost of bus stops. Cllr Reay confirmed that the Climate Emergency Task Group and Environment Select Committee would be consulted further on the LTP4 following the public consultation.

**Resolved:**

**That Cabinet:**

- 1) Endorses the draft Local Transport Plan (LTP4) 2025 – 2038;**
- 2) Authorises the Director of Highways and Transport, in consultation with the Cabinet Member for Transport and Assets, to formally consult on LTP4 for a period of at least 6 weeks;**
- 3) Delegates authority to the Director of Highways and Transport, in consultation with Director for Legal and Governance and the Cabinet Member for Transport and Assets, to make any necessary minor changes to the document before it is published for consultation in October 2024;**
- 4) Notes that following assessment of all feedback from the formal consultation a final draft of the LTP4 will be presented to Cabinet for adoption.**

*Reason for Decision:*

*To ensure the Council continues to make progress in updating LTP4, aligned to the Local Plan Review.*

**130 Future Waste Collection Service Design**

Cllr Dominic Muns, Cabinet member for Waste and Environment presented a report seeking approval for a change in kerbside recycling collection method based on the modelled outcomes, for implementation by 2028, following statutory introduction of food and flexible plastics collection by 2027. In addition, to advise of changes needed for the Materials Recovery Facility services following decisions on service design.

Cllr Muns explained that the report summarised the outcome of technical modelling commissioned to examine the impacts of the introduction of separate collections of food waste collections and adding flexible plastics to current collection services, as required by law from 2027, and recommends further changes alongside these to ensure best value and improve service performance. The assessments demonstrate that making changes to the



Council's current recycling collection scheme can provide service cost mitigation. Ensuring the council delivers 'efficient and effective' recycling collection services in the context of new government funding schemes and that it contributes to a reduction in carbon emissions.

Cabinet noted that a decision on recycling collection methodology was necessary and welcomed the proposals detailed in the report.

Cllr Jerry Kunkler, Chairman of the Environment Select Committee reported that he and the Vice-Chairman of the Environment Select Committee received a briefing on the Future Waste Collection Service Design on 13 November. Cllr Kunkler noted that this is a complex decision with a number of variables to consider. He highlighted a number of issues that were discussed during the briefing and commended the Officers, the Cabinet Member and Portfolio Holder for amount of research and thought gone into this service design. This gave him reassurance that an informed decision based upon all the available evidence can be made.

Cllr Martin Smith, on behalf of Cllr Ian Thorn, Leader of the Liberal Democrat Group, welcomed the proposals and expressed support for the direction of travel. He commented on recycling rates and whether they were likely to be more ambitious than those detailed in the report, achieving performance standards, and flexibility in future contracts. Cllr Muns explained that the proposals were the next step in a long journey for recycling and that officers would continue to monitor recycling rate performance and make improvements where necessary. Cllr Muns conveyed a confidence in officers negotiating contracts with flexibility built in.

Cllr Budden welcome the proposals and their direction of travel, and commented on performance remaining below industry standards, potential push-back from residents accepting additional bins, and questioned the figures detailed in Appendix 3 of the report.

**Resolved:**

**Cabinet approves:**

- 1) The adoption of a Three Stream recycling collection service during the next contract period, with Wiltshire residents to be provided with an additional recycling container to allow paper and cardboard to be kept separate from mixed dry recyclables and glass at the point of collection; and**
- 2) The delegation of the progression of options relating to the future Material Recovery Facility service to the Director for Environment in consultation with the Cabinet Member for Waste and Environment, in consultation with the Waste Transformation Programme Board.**

*Reasons for Decision:*

*The recommended future waste collection service design follows intensive work to model a range of potential options and compare their environmental and financial performance, and account for the provision of new statutory services to comply with requirements under the Environment Act 2021. The Three Stream recycling collection method (Option 2) delivers compelling financial and environmental performance outcomes and can be supported by existing infrastructure. The proposed future collection method also limits the direct impact on residents and provides an opportunity for a significant reduction in carbon emissions.*

131 **Urgent Items**

There were no urgent items.

132 **Exclusion of the Press and Public**

**Resolved:**

**To agree that in accordance with Section 100A(4) of the Local Government Act 1972 to exclude the public from the meeting for the business specified in Item Numbers 14 and 15 because it is likely that if members of the public were present there would be disclosure to them of exempt information as defined in paragraph 3 of Part I of Schedule 12A to the Act and the public interest in withholding the information outweighs the public interest in disclosing the information to the public.**

*Paragraph 3 - information relating to the financial or business affairs of any particular person (including the authority holding that information).*

133 **Future Waste Collection Service Design**

The Cabinet noted the exempt information contained in Appendix 4 of the Future Waste Collection Service Design report about the impact on the Waste Services Delivery Plan.

**Resolved:**

**That the exempt information detailed in Appendix 4 be noted.**

*Reason for Decision:*

*The recommended future waste collection service design follows intensive work to model a range of potential options and compare their environmental and financial performance, and account for the provision of new statutory services to comply with requirements under the Environment Act 2021. The Three Stream recycling collection method (Option 2) delivers compelling financial and environmental performance outcomes and can be supported by existing infrastructure. The proposed future collection method also limits the direct impact on residents and provides an opportunity for a significant reduction in carbon emissions.*

134 **Future Commissioning of Care Homes**

Cllr Jane Davies, Cabinet member for Adult Social Care, SEND and Inclusion presented a report which outlined proposals for commissioning care homes for the next 5 to 10 years.

**Resolved:**

**That the proposals detailed in the Part II report be approved.**

*Reasons for Decision:*

*That the reasons for the decisions made detailed in the Part II report be noted.*

(Duration of meeting: 10.00 am - 1.55 pm)

The Officer who has produced these minutes is Stuart Figini of Democratic Services, direct line 01225 718221, e-mail [committee@wiltshire.gov.uk](mailto:committee@wiltshire.gov.uk)

Press enquiries to Communications, direct line 01225 713114 or email [communications@wiltshire.gov.uk](mailto:communications@wiltshire.gov.uk)

This page is intentionally left blank

Wiltshire Council

Cabinet

10 December 2024

---

**Subject: Devolution Update**

**Cabinet Member: Cllr Richard Clewer - Leader of the Council**

**Key Decision: Non-Key**

---

## Executive Summary

Since the last update on devolution provided to Cabinet in October 2024, further discussions have taken place with Dorset and Somerset councils and we have amended our Expression of Interest (EoI) for the proposed 'Heart of Wessex' devolution deal.

Government has made it clear that it intends all devolution deals to culminate with Mayoral Combined Authorities and so we have amended our EoI to reflect this. We have written to the Deputy Prime Minister requesting that the Heart of Wessex be considered in the first tranche of devolution deals.

The revised submission reflects our shared vision for unlocking significant opportunities and funding for our communities through local empowerment and collaboration.

The offer to Bournemouth, Christchurch & Poole Council (BCP) and Swindon Borough Council (SBC) to join the Heart of Wessex partnership remains open.

## Proposals

That Cabinet note:

- 1) The revised expression of interest submitted to government as set out in **Appendix 1**.
- 2) The intention to continue discussions with neighbouring councils and government as appropriate, particularly following the publication of the English Devolution White Paper

## Reason for Proposals

Devolution should provide greater freedoms and flexibilities allowing councils to work more effectively to improve services for local residents.

**Lucy Townsend**  
**Chief Executive**

# Wiltshire Council

## Cabinet

10 December 2024

---

**Subject: Devolution Update**

**Cabinet Member: Cllr Richard Clewer - Leader of the Council**

**Key Decision: Non-Key**

---

### Purpose of Report

1. To update Cabinet on the revised expression of interest in devolution submitted to government by Dorset, Somerset and Wiltshire councils.

### Relevance to the Council's Business Plan

2. The Business Plan has as guiding themes 'understanding communities' (where we ensure our dialogue is in the right place and at the right time) and 'working together' (where we design and deliver our services in partnership with service users, local communities and other public sector partners where appropriate), both of which are relevant to achieving devolution of funding and functions from central government.

### Background

3. The Deputy Prime Minister wrote to council leaders in July 2024, following the King's Speech (which included an English Devolution Bill), inviting councils to "partner with Government to deliver the most ambitious programme of devolution this country has ever seen". This stated an intention to devolve new powers over transport, skills, housing, planning and employment support. Expressions of Interest (Eols) for preferred geographies and preferred governance model for devolution were invited on this basis.
4. The Ministry of Housing, Communities, and Local Government (MHCLG) have emphasised the need for geography to be '*tailored to sensible economic geographies, taking into account available data such as travel to work and advanced travel to work areas. Existing public service and partnership arrangements are another relevant factor*'. Dorset, Somerset and Wiltshire agreed in their Eols that a 'Heart of Wessex' footprint would make good sense but that the door would be kept open to Swindon Borough and Bournemouth, Christchurch and Poole councils to join.
5. The three councils also agreed in September that '*at this time the Leaders of the councils involved do not think a mayoral system would be right for our communities*'. A Combined Authority was suggested as the preferred form of governance. A Combined Authority is not a merger – individual councils would continue to exist with their own separate budgets– and each council leader would have a vote on what would be a separate legal body.

6. Since the general election, and following submission of the EoI, the government have continued to emphasise what it sees as the importance of establishing Mayoral Combined Authorities (MCAs). This has included:
- Reiterating that there will be a ‘mayoral premium’ – additional long-term funding for areas that agree to a directly elected mayor
  - Establishing a Mayoral Council for England and a Council of Nations and Regions to bring together the Prime Minister and devolved leaders on their work to drive growth
  - The Local Government Minister Jim McMahon MP stating that he wants all areas to have a mayor and that ultimately ‘*it is not acceptable to have parts of England not part of that*’
  - Agreeing new MCAs for Lincolnshire and Hull and East Yorkshire and exploring MCAs for Cumbria and Cheshire. A ‘foundational’ Combined Authority has also been agreed for Lancashire with the proviso that serious consideration is given to a mayor over the coming year. The entirety of the north of England may soon have complete coverage of MCAs.
  - Publishing a draft Industrial Strategy which emphasised the role of mayors in creating a pro-business environment and supporting key sectors
  - Announcing in the Get Britain Working White Paper that MCAs would trial and lead new approaches to tackling worklessness
  - Announcing in the Budget that core Local Enterprise Partnership funding would end and a consultation take place on ending funding for Pan Regional Partnerships, given the emphasis on MCAs
  - Announcing in the Budget ‘Integrated Settlements’ for Greater Manchester and West Midlands MCAs next year, with other MCAs following suit the year after. This would enable MCAs to vire funding between regeneration, housing, skills and other funding streams. It was also announced that MCAs will have borrowing powers in future.
  - Announcing in the Budget that government will be ‘*working with councils to move to simpler structures...with efficiency savings from council reorganisation*’.
7. Government has recently ruled out mayoral deals for single councils or county councils so reorganisation is thought to be aimed at two tier areas such as Norfolk and Suffolk in the first instance (and Essex, Kent, Hertfordshire and Surrey etc), to enable MCAs to be established more easily.
8. Council leaders (and potentially other council representatives) retain a vote on MCAs alongside the mayor, who would chair the meetings of the body. As with a non-mayoral Combined Authority, individual council budgets would not be merged for councils sitting on an MCA. A public consultation on the governance of any MCA or CA is required in existing legislation ahead of its establishment.
9. An English Devolution White Paper is expected this year, ahead of further legislation being laid in parliament.

### **Main Considerations for the Council**

10. Informal feedback on the initial EoI from government was that ‘the scale is right’ for enabling delivery of strategic economic development functions.

11. It is the view of the council leaders involved that, with a population of approximately 1.5 million, the Heart of Wessex presents a realistic and ambitious offer which can redefine local decision-making and partnership across the patch, offering the Government an opportunity to showcase what devolution can offer to the region and to the wider UK. The Heart of Wessex has real strengths in sectors such as defence, digital, life sciences and clean energy, and devolution will help ensure the success of these sectors in kickstarting economic growth, making Britain a clean energy superpower and breaking down barriers to opportunity.
12. Whilst the council's preference would be for not having a mayor, Government has made it clear that all devolution deals will end up with Mayoral Combined Authorities. Ultimately, this model will help secure better funding deals for the Heart of Wessex; therefore, our revised proposal aligns with this approach, and we have set out our commitment and intent for a directly elected mayoral governance system. This proposal ensures clear, accountable leadership to drive economic growth, improve public services, and invest in vital infrastructure across the region, working closely with the leaders of the constituent councils.
13. A copy of the letter to the Deputy Prime Minister is attached as **Appendix 1**. This has made clear our strong desire to be considered in the first tranche of devolution deals, recognising the commitment of our councils to lead change in local government and move forward as swiftly as possible.
14. Dorset, Somerset and Wiltshire councils remain open to the possibility of working with BCP Council and Swindon Borough Council, however, BCP and Swindon have submitted expressions of interest with their own preferred arrangements.

### **Safeguarding Implications**

15. There are no direct safeguarding implications in the expression of interest.

### **Public Health Implications**

16. There are no direct public health implications in the expression of interest.

### **Procurement Implications**

17. There are no direct procurement implications in the expression of interest.

### **Equalities Impact of the Proposal**

18. There are no direct equality impacts, although one of the aims of devolution would be to secure funding to improve social mobility and tackle inequalities.

### **Environmental and Climate Change Considerations**

19. There are no direct environment and climate change impacts.

### **Workforce Implications**

20. Wiltshire Council leads on delivery of several economic or skills programmes across Swindon and Wiltshire under the governance of the Functional Economic Market Area



in place following the transfer of the Local Enterprise Partnership (LEP) functions. This involved the transfer of staff into Wiltshire Council and we currently lead on the delivery of functions such as the Business and Growth Unit, Careers Hub and DfE Skills Bootcamp. A Local Skills Improvement Plan is also being developed on a Wiltshire and Swindon footprint and the recent 'Get Britain Working' white paper has confirmed that Wiltshire Council will lead on the delivery of a new Connect to Work programme for DWP across Wiltshire and Swindon.

21. Shared policies are also being developed in areas such as nature recovery, energy and transport. Shared delivery across the functional economic area will need to be a consideration and any material impact on staff will be considered as the route forward is confirmed by government.
22. Whilst it is not yet fully clear what the impact will be there may be opportunities for the secondment of staff or joint working depending on the nature of functions an MCA would take on. This will need to be considered as part of the development of detailed proposals.

#### **Risks that may arise if the proposed decision and related work is not taken**

23. No formal decision is required in this paper however it should be noted that if Wiltshire had not revised its EoI then the area would miss out on the significant 'mayoral premium' associated with devolution to an MCA.

#### **Risks that may arise if the proposed decision is taken and actions that will be taken to manage these risks**

24. Proceeding without Swindon Borough Council as part of the proposed 'Heart of Wessex' area may require a disaggregation of staff and expertise for delivering legacy LEP and functional economic area activity, including other programmes Wiltshire delivers for DfE and DWP. Partnership working with Swindon Borough Council would be likely to continue in a range of other areas. Public service administrative geography is already different for Police (Wiltshire and Swindon), Fire (Dorset, BCP, Wiltshire and Swindon) and Health (B&NES, Swindon and Wiltshire), although some of these do match up to MCA boundaries in other parts of the country. Commuter flows between Swindon and Wiltshire are more significant than between Swindon and other areas and it could be beneficial to the ongoing delivery of skills, employment and other programmes if Swindon concluded that this should be reflected in the partnership arrangements they wish to pursue.
25. As a larger area, it will be important to communicate a clear proposition on how the Heart of Wessex arrangement will help to deliver priorities relevant to government, especially economic growth, as envisaged in the draft Industrial Strategy. There are significant opportunities to build on strengths in the sustainable economy and key sectors such as defence, life sciences, agri-food and energy.
26. There are also opportunities to spell out our long-term investment priorities for north-south and east-west infrastructure. It will be important in doing so to mitigate against any risk of losing local responsiveness of key functions such as transport. In this context, there would need to be consideration as to whether the proposed MCA for the Heart of Wessex would take on the role of Sub-National Transport Body as well as whether other highways functions would be held concurrently with individual councils; whether there would be multiyear funding available via an Integrated Settlement

tailored to local needs and if there was agreement to investment in significant infrastructure.

## Financial Implications

27. In the recent Budget it should be noted that funding for Wiltshire Council under the UK Shared Prosperity Fund was confirmed only for a further 'transitional' year at a 40% reduced rate for 2025/26, ahead of wider local growth funding reform taking place alongside further rollout of devolution.
28. The detail of future funding through devolution to a Heart of Wessex MCA would be explored through discussion with the government. An MCA is expected to attract a significant funding premium with a 30-year investment fund (which so far have been between £377 and £815 per capita and lately seem to have settled to around £650 per capita with a 60/40 revenue/capital split) – which would equate roughly to £30-40m a year for a Heart of Wessex MCA with a population of 1.5m.

Table 1: Investment funds as agreed in initial devolution deals

<b>Devolution deal</b>	<b>Year of deal</b>	<b>Total 30 year investment fund amount (£ in prices of the year the deals were proposed/ signed)</b>	<b>Total 30 year investment per person (~£ adjusted to ~2023 prices)</b>
Greater Manchester	2014	£900,000,000	£434
West Yorkshire	2015	£1,140,000,000	£588
South Yorkshire	2015	£900,000,000	£769
Tees Valley	2015	£450,000,000	£886
Liverpool City Region	2016	£900,000,000	£764
West of England	2016	£900,000,000	£818
West Midlands	2016	£1,095,000,000	£377
Cambridgeshire and Peterborough	2016	£600,000,000	£698
York and North Yorkshire	2022	£540,000,000	£713
North East	2023	£1,400,000,000	£711
East Midlands	2024	£1,140,000,000	£518
Hull and East Yorkshire	Tbc	£400,000,000	£655
Lincolnshire	Tbc	£720,000,000	£654
Cornwall	Xx	£360,000,000	£631
Norfolk	Tbc	£600,000,000	£655
Suffolk	Tbc	£480,000,000	£630

29. Apart from its size, much of the value of a 30-year Investment Fund would be the stability it would provide, allowing long term regeneration and infrastructure projects to be planned without the risk of sudden changes to government funding schemes and with the ability to lever in significant amounts of private sector investment.
30. Alongside the 30-year Investment Fund there would be the prospect of additional or devolved funding for brownfield regeneration, the affordable homes programme, consolidated road funding, strategic planning, decarbonisation, bus services, business rates retention, adult skills, employment support ... and a single 'integrated settlement'

and borrowing powers in due course. Details of amounts awarded to other areas under these headings are available on the gov.uk website.

31. The trailblazer single integrated settlement for Greater Manchester (which has a population of 2.95m – roughly twice that of the three-council Heart of Wessex) is to be designed in the mould of government departments’ budgets: set at Spending Reviews and based on thematic functions. As well as the Investment Fund, this includes:

- An extension of GMCA’s 100% business rates retention pilot for 10 years and designation of specific growth zones with additional flexibility.
- A new rail partnership with Great British Railways which will see full multi-modal fares and ticketing integration
- Local leadership of the Affordable Homes Programme, worth £400 million to Greater Manchester, with greater powers and flexibilities over time
- devolution of £150 million brownfield land funding and local retention of additional funding for housing investment,
- Devolution of non-apprenticeship adult skills functions and grant funding and co-design of employment support programmes
- Net zero funding for retrofit, funding from the British Business Bank, a cultural partnership to align funding, and digital infrastructure.

### **Legal Implications**

32. Combined Authorities are a legal structure that may be set up by local authorities in England. Under current legislation, they can be set up with or without a directly-elected mayor and with bespoke voting arrangements for council representatives on the authority. Councils wishing to establish a Combined Authority must carry out a governance review and publish a scheme recommending creation of the combined authority.

33. This scheme would be subject to public consultation and the Secretary of State may then agree to its creation via secondary legislation. Alternatively, the Secretary of State may decide to establish a combined authority with the consent of the councils in the relevant area. In such a case, a public consultation would be held and the Secretary of State must be satisfied that the establishment of a combined authority is likely to “improve the exercise of statutory functions” in the area in question. It would be important to give careful thought to how the governance of a mayoral combined authority would ensure a cooperative relationship between a mayor and leaders of the councils. Typically the Leader of each council will have a vote (with potential additional council representatives) alongside the mayor, who would chair the meetings of an MCA.

34. At this time, however, there are no legal implications from the submission of the EoI. Legal implications of devolution would be addressed in detail in any future paper outlining a more specific proposal once formal feedback from government has been received.

### **Overview and Scrutiny Engagement**

35. At this stage there has not been any engagement with the Overview and Scrutiny Management Committee. Should proposals with government progress then input into the development of any detailed arrangements will be sought. If an MCA were to be

established then it would establish its own scrutiny and audit arrangements involving the constituent councils.

### **Options Considered**

36. Wiltshire has held discussions with neighbouring councils and is progressing the proposal for a 'Heart of Wessex' Mayoral Combined Authority as this has the support of the councils involved. Other options were not the clear preferences of our neighbouring councils. Doing nothing would potentially mean Wiltshire misses out on devolution of funding and functions from government or that this is significantly delayed.

### **Conclusions**

37. Wiltshire is keen to explore with government the benefits of an MCA for the Heart of Wessex and the funding and functions that would be devolved.

### **Lucy Townsend - Chief Executive**

---

Report Author: David Bowater, Senior Corporate Support Manager,  
[david.bowater@wiltshire.gov.uk](mailto:david.bowater@wiltshire.gov.uk), Tel: 01225 713978

### **Appendices**

Appendix 1 - Revised expression of interest

### **Background Papers**

[Devolution to Local Government in England](#): House of Commons Library



**Dorset**  
Council

**Wiltshire Council**



**Somerset**  
Council

Rt Hon Angela Rayner MP  
Deputy Prime Minister and Secretary of  
State for Housing, Communities and  
Local Government

Jim McMahon OBE  
Minister of State for Housing,  
Communities and Local Government

[PSAngelaRayner@communities.gov.uk](mailto:PSAngelaRayner@communities.gov.uk)

[PSJimMcMahon@communities.gov.uk](mailto:PSJimMcMahon@communities.gov.uk)

**Date:** 25 November 2024

Cllr Nick Ireland, Leader, Dorset  
Council

[cllrnick.ireland@dorsetcouncil.gov.uk](mailto:cllrnick.ireland@dorsetcouncil.gov.uk)

Cllr Bill Revans, Leader, Somerset  
Council

[bill.revans@somerset.gov.uk](mailto:bill.revans@somerset.gov.uk)

Cllr Richard Clewer, Leader, Wiltshire  
Council

[richard.clewer@wiltshire.gov.uk](mailto:richard.clewer@wiltshire.gov.uk)

Dear Deputy Prime Minister and Minister of State for Housing, Communities and  
Local Government,

We are writing further to our previous correspondence regarding devolution. As you know, Dorset, Somerset and Wiltshire have been clear about our commitment to English devolution and our strong desire to be amongst the first wave of devolution agreements. This ambition has not changed, as we feel that devolution at scale can support our ambition for local government to continue developing its leadership of place, driving key sector growth, infrastructure investments and delivering socio-economic benefits for the residents of the Heart of Wessex.

In the expression of interests that we respectively submitted at the end of September, we made clear that the position regarding preferred governance was being kept under active consideration. Since this time, we have been grateful to the government and in particular to the Minister of State for providing greater clarity and detail regarding the substance and benefits that a directed elected mayoral combined authority could bring to those areas seeking a devolution deal.

As a result, we are writing to you in our capacity as the three leaders of the respective councils with a revised single expression of interest setting out our commitment and intent for a directly elected mayoral governance system for the 'Heart of Wessex' geography, which is attached to this letter. With a population of approximately 1.5 million, we believe the Heart of Wessex offers a realistic and ambitious offer at scale which can redefine local decision-making and partnership across the Southwest, offering the government an opportunity to showcase through partnership what devolution can offer to the region and to the wider UK.

This offer is made in the spirit of collaboration following further discussions between the constituent authorities in the Heart of the Wessex geography and with the recognition that the Heart of Wessex has a strong growth offer across the region, including in areas such as advanced manufacturing, clean energy industries and defence, aligned to the new Industrial Strategy.

It is important to note that we do not want to shut the door to our near neighbours should they also wish to 'board the train' of devolution and bring its benefits to residents across a wider geography. As such, our offer to Bournemouth, Christchurch and Poole and Swindon councils to join the Heart of Wessex remains open and we recognise that their inclusion into any geography would bring even greater scale and impact across the Southwest region, with a potential population of over 2 million.

We would welcome the government's confirmation you are content to agree the revised Heart of Wessex mayoral combined authority proposal and would also welcome your consideration that the Heart of Wessex will form part of the first wave of Mayoral Combined Authorities. We would welcome the opportunity to discuss this proposal and relevant logistics in further detail should you so wish.

Yours sincerely,



Cllr Nick Ireland  
Leader, Dorset Council



Cllr Richard Clewer  
Leader, Wiltshire Council



Cllr Bill Revans  
Leader, Somerset Council

**Wiltshire Council**

**Cabinet**

**10 December 2024**

---

**Subject:                    Recommissioning of Speech and Language Therapy Service**

**Cabinet Member:   Cllr Jane Davies - Cabinet Member for Adult Social Care, SEND, and Inclusion**

**Key Decision:         Key**

---

## **Executive Summary**

Wiltshire Council currently commissions Speech and Language Therapy services in partnership with the Integrated Care Board, with local authority funding the education element of therapeutic support.

The speech and language service provides education settings with support in meeting the needs and children and young people with communication needs and works directly with children in school and early years settings to provide therapy.

The current contract ends on 31<sup>st</sup> March 2025, following a seven-year period, and Wiltshire Council proposes to commission a service directly to support children and young people in education.

It is essential that the new service is fully aligned with the health offer for speech and language services but is distinct in having its own specification to ensure clear service delivery.

This paper is requesting additional investment in this service through the recruitment of a qualified speech and language lead to support settings and work alongside the provider to deliver an early help model as well as meeting our statutory requirements that ensures an effective support for schools and early years settings, and ensures our children and young people's needs are met at the earliest opportunity

## **Proposals**

That Cabinet

- 1) Agrees to commission Speech and Language Therapy services for schools and early years settings with a clear co-produced specification that meets the needs of families and children and education settings.
- 2) Agrees to increased investment in speech and language services from the SEND Transformation Programme budget, to provide a total of £2,280,000 over the lifetime of the contract period of two years, plus one.
- 3) Delegates authority to approve and award a new contract and future extensions and all associated documents to the Director of Commissioning and Director of Education and Skills in consultation with the Cabinet Member for Adult Social Care, SEND and Inclusion.

### **Reason for Proposals**

The purpose of this paper is to provide an update to Cabinet on the status of the Council's contracted Speech and Language Service which is delivered by an external service supplier and expires on 31 March 2025.

Following the end of the current service Wiltshire Council intend to commission a service separately from the BSW ICB to ensure a greater level of oversight and clarity in delivering a service that meets the needs of education settings, parents and children. However, the service specification will be designed to ensure full alignment with the health delivered speech and language service to provide a service that reduces duplication and allows for a holistic approach.

A recommissioned service following a procurement process and award of contract will be in place for 1 April 2025.

**Lucy Townsend**  
**Chief Executive**



## Wiltshire Council

### Cabinet

10 December 2024

---

**Subject:**                    **Recommissioning of Speech and Language Therapy Service**

**Cabinet Member:** **Cllr Jane Davies - Cabinet Member for Adult Social Care, SEND, and Inclusion**

**Key Decision:**        **Key**

---

### Purpose of Report

1. This report requests cabinet approval for the proposal to commission Speech and Language Therapy services for schools and early years settings. These are to be commissioned via a procurement process.
2. It requests additional investment in order to meet increased demand for services, and the increased need from schools for training and support.
3. To delegate authority to approve and award a new contract and future extensions and all associated documents to the Director of Commissioning and Director of Education and Skills in consultation with the Cabinet Member for Adult Social Care, SEND and Inclusion.

### Relevance to the Council's Business Plan

4. The proposal is relevant to the following priorities and objectives laid down the Council's Business Plan:
  - The people of Wiltshire are empowered to live full, healthy, and enriched lives:
  - We get the best start in life;
  - We stay active;
  - We are safe;
  - We live well together;
  - We ensure decisions are evidence-based;
  - We have the right skills to prosper;
  - We have vibrant, well-connected communities
5. To support the working themes in the council's business plan 2022 to 2032, commissioning priorities are to:
  - **Priority 1** - ensure services are in the right place at the right time.
  - **Priority 2** - ensure right people receive services in the right place i.e. increasing services delivered in the community and in people's homes.
  - **Priority 3** - ensure right service, right price

### Background

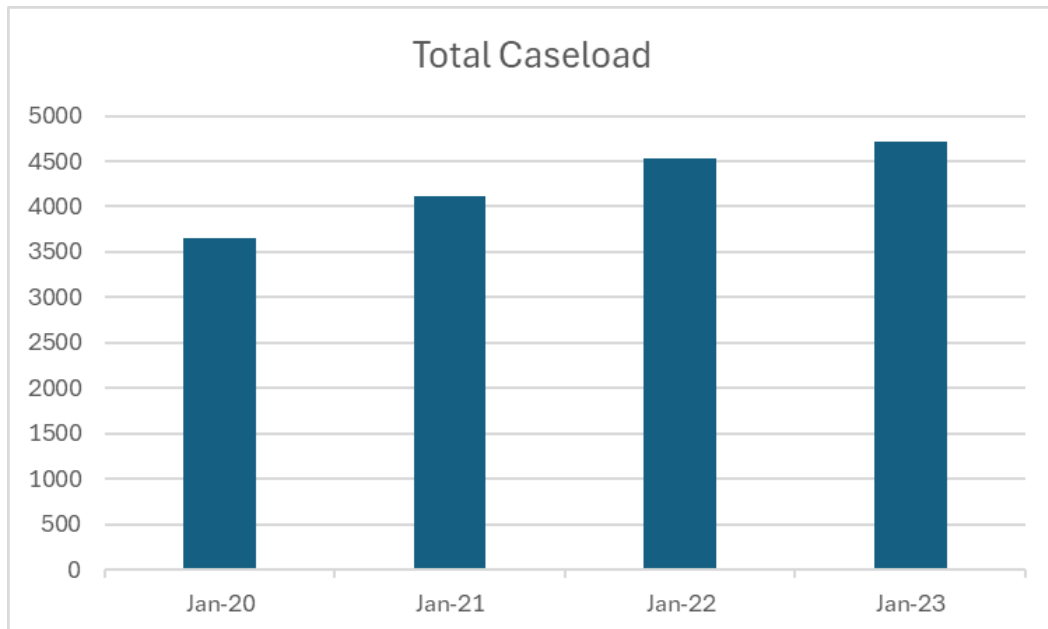
6. Wiltshire Council currently commissions a Speech and Language Therapy service as part of the community services contract with the BSW Integrated Care Board.
7. The service commenced in 2018 at an annual cost of £518,000, with agreed uplifts for annual inflation.
8. Current expenditure for 2024-25 for the service is £560,000
9. The service currently aims to deliver:

- Timely, accessible and evidence based SLT assessment, advice, and intervention to children and young people with speech, language and communication needs (SLCN), with a high level of engagement with parents/carers and teachers.
- To recognise, and respond appropriately to, different causes of speech and language difficulties and delay, whether relating to a physical or sensory impairment or social factors, and use the most appropriate, evidence-based interventions to address them.
- To provide early intervention for children and young people with communication and feeding difficulties.
- To develop a child's communication and feeding skills to their full potential and to support the creation of appropriate environments and skills in others to enable this.
- To recognise the importance of the role of primary care givers and educational settings and ensure they are appropriately trained and supported to continue interventions outside of clinical sessions using verbal, written and audio/visual tools appropriately. This training and support should recognise the nature of the physical and social factors behind language difficulty or delay and targeted to address these specific factors.
- To contribute to a child or young person's positive self-esteem, confidence and emotional maturity by addressing issues of social communication and interaction.
- To work in partnership with parents/carers, early years' practitioners, education professionals and others who are part of a child or young person's everyday life in order to create a supportive environment for the development of communication skills and to facilitate access to the curriculum.
- To contribute to the local authority's wider approach to meeting speech, language and communication needs.
- To ensure that SLT needs can be met within the county, reducing the need for tertiary services out of county.

10. Speech Language and Communication Need (SLCN) is an umbrella term and tends to include CYP with social communication difficulties/pre-Autism assessment and these CYP would not necessarily have speech and language difficulties requiring Speech and Language Therapy.

11. Not all CYP with SLCN would meet the thresholds for Speech and Language Therapy. The Preschool and Primary School Age Communication Trackers provide a needs-led approach to identifying, monitoring and referring CYP to Speech and Language Therapy at the appropriate time. The trackers are supported by on demand training available through our training offer and website.

12. Caseloads have continued to grow year on year and reflect the increasingly complex referrals and CYP are needing to stay on caseloads for longer despite a slightly lower total referral number for year ending March 2023. There is an increase in caseload size of 1058 between 2020 and 2023.



13. Not all CYP with SLCN would meet the thresholds for Speech and Language Therapy, the Preschool and Primary School Age Communication Trackers provide a needs-led approach to identifying, monitoring and referring CYP to Speech and Language Therapy at the appropriate time. The trackers are supported by on demand training available through our training offer and website.
14. In managing caseloads and recognising the increasing need Wiltshire Council has approached the service recommissioning with a view to enhance the offer with additional investment as part of the SEND Transformation Programme.
15. Currently there is not role within the Authority to manage and support the education element of the services, and working specifically with settings on ensuring a system wide approach to supporting children and young people.
16. Due to both the increased investment in service provision and the approach undertaken in recommissioning community health services using an outcomes based approach, officers recommend an approach with ensures that there is a clear specification to meet the education elements of the speech and language service.
17. The specification does, however, need to fully align with the outcomes based approach put in place by BSW ICB.

#### **Main Considerations for the Council**

18. The current contribution to the Community Health Contract for Speech and Language Therapy by the local authority is £560,00 per annum.
19. While inflationary impacts have been recognised in uplifts in funding during the lifetime of the contract, demand has not been reflected.
20. Through rigorous stakeholder engagement activity, it has been highlighted that there is a need to address both the requirements of the service and the associated costs.
21. It is recognised that the core deliverables of the service should be:
  - To provide training programmes which enable all settings to be communication friendly environments.
  - To provide timely, accessible and evidence based SLT assessment, advice, and intervention to children and young people with speech, language and communication needs (SLCN), with a high level of engagement with parents/carers and teachers.

- To recognise, and respond appropriately to, different causes of speech and language difficulties and delay, whether relating to a physical or sensory impairment or social factors, and use the most appropriate, evidence based interventions to address them.
- To provide early intervention for children and young people with communication and feeding difficulties.
- To develop a child's communication and feeding skills to their full potential and to support the creation of appropriate environments and skills in others to enable this.
- To recognise the importance of the role of primary care givers and educational settings and ensure they are appropriately trained and supported to continue interventions outside of clinical sessions using verbal, written and audio/visual tools appropriately. This training and support should recognise the nature of the physical and social factors behind language difficulty or delay and targeted to address these specific factors.
- To contribute to a child or young person's positive self-esteem, confidence and emotional maturity by addressing issues of social communication and interaction.
- To work in partnership with parents/carers, early years' practitioners, education professionals and others who are part of a child or young person's everyday life in order to create a supportive environment for the development of communication skills and to facilitate access to the curriculum.

22. The Speech and Language Therapy Services is expected to provide a continuum of support to ensure that children and young people are able to communicate as effectively as possible. Support will be provided, whenever possible, in early years and school settings, using the principle of a 'team around the child' including the child's family. A service will be provided to children and young people with the following needs (both transient and persistent):

- Language Delay
- Speech and Language Impairment
- Autism and Autistic Spectrum Disorder
- Phonology Disorder
- Stammer
- Complex Needs with significant speech and language needs SLCN / AAC

23. It is essential that the re-focusing of the specification of the Speech and Language Therapy Service is aligned with both the new SEND, AP and Alternative Provision Strategy (2024-2029) and the SEND Transformation agenda.

24. As such, and given the increase in demand for services, there has been agreement to invest an additional £200,000 from the High Needs Block into the delivery of the service.

25. This will provide a funding total of £760,000 per annum

26. The purpose of the additional investment will be to ensure that the service is able to meet demand, work more closely with settings, and recruit to a role to co-ordinate the education element of the service and work at a system level to drive improvement, support statutory requirements and hold partners to account.

## **Safeguarding Implications**

27. Contracts give clear direction on how and when to raise a safeguarding alert to avoid any confusion about who will do this and/or assumptions that someone else will raise the alert.

28. Contracts also ensure that any issues relating to adults, young adults and children's safeguarding are identified and appropriate referral made to Multi Agency Safeguarding Hub (MASH).

### **Public Health Implications**

29. Speech, language and communication skills impact many aspects of a child's life including their social, emotional and cognitive development and without the right support, can lead to poor outcomes into adulthood. The contract would directly benefit the wellbeing of children and young people in Wiltshire and these positive outcomes would be compromised if the service was not in place.

### **Procurement Implications**

30. A compliant procurement process will be followed in line with relevant UK procurement legislation.

31. The procurement process will be designed and run, in conjunction with the Commercial and Procurement team.

32. Consideration to social value implications will be informed through our socially responsible procurement policy and will be taken into consideration when developing the specification for the service.

33. To meet procurement deadlines to ensure the new service is in place for 1<sup>st</sup> April 2025

### **Equalities Impact of the Proposal**

34. In ensuring an aligned approach with the community services contract jointly commissioned with the ICB, the new contract will utilise the Equality Impact Assessment approach undertaken as part of the process to inform and support in the meeting of the needs of our diverse communities.

35. As part of the specification and contract development provision for ensuring the capture of key data is embedded, with clear reporting and subsequent requirements for producing robust action plans to ensure equality of service across all community groups.

### **Environmental and Climate Change Considerations**

36. The primary impact of the contract is staff travel between educational establishments. Whilst this is in line with the current contract, as part of the development of the specification and contract for the service there will be emphasis placed upon the provider to deliver a service that reduces the environmental impact of the provision,

### **Workforce Implications**

37. The current provider has advised that there it is unlikely that staff will be eligible for TUPE. The provider of the new service will be required to recruit and train additional suitable staff to deliver the contract as required.

38. The commissioning process and management of the contract will use existing resource in the children's commissioning team.

39. It is intended that a speech and language lead will be recruited by the local authority to support with the delivery of the service and will be funded by monies made available through the SEND Transformation Programme.

### **Risks that may arise if the proposed decision and related work is not taken**

40. The primary risk is not meeting our statutory duties in relation to Education, Health and Care Needs Assessment (EHCNA), Education, Health and Care Plans (EHCP) and Tribunals

41. Without early intervention there is likely to be an increased risk of EHC Needs Assessment requests and longer-term interventions to meet the needs of children with speech and language needs

**Risks that may arise if the proposed decision is taken and actions that will be taken to manage these risks**

42. To ensure a clear specification for the service, Wiltshire Council have determined that a separate contract is necessary to meet need. However, there is a risk in the development of the service if it is not fully aligned with the commissioned health service:

- Duplication
- Parents, carers children and young people having to tell their story more than once
- Information sharing

43. To mitigate these key risks we will ensure a fully aligned approach to working with the ICB Community Health commissioned service with agreed protocols for working together to meet the needs of children and young people

**Financial Implications**

44. The education element of speech and language therapy is funded from the high needs block of the Dedicated Schools Grant (DSG). The Safety Valve agreement between the council and the DfE includes an assumption that the council will continue to commission speech and language at the cost detailed in this report, with further investment of £0.200m from April 2025 to support the recruitment of a speech and language lead within the SEND service and to support other activities to focus on managing demand.

**Legal Implications**

45. Legal Services has been instructed to advise on this matter and prepare the new contract. Legal advice will continue to be sought until the conclusion of the project.

46. The proposals will be implemented using a Council template contract which has been tailored to protect the interests of the Council as well as remain commercial so not to put off the market.

47. The procurement will be undertaken in accordance with Constitutional and Legal requirements under the Public Contracts Regulations 2015.

**Overview and Scrutiny Engagement**

48. A briefing on the proposals for the commissioning of the service with the chair and deputy chair of Children's Select Committee.

**Options Considered**

49. A number of options were considered as part of the process for the recommissioning of Speech and Language Therapy. This did include 'do nothing' which was immediately discounted as this could lead to the Authority not meeting its statutory duties, and a reduction in support for education settings, families and children which could likely impact on the number of requests for EHCPs.

50. Commission the service as part of the ICB Community Health Contract. This approach was discounted due to the tendering process under which the commissioning of the services was undertaken. Due to the removal of the need for a specification, it was felt that there were risks in not being able to deliver the service to meet the needs of children and young people and create challenges in holding the service to account
51. To deliver the service in house. This option was reviewed and due to the complexity of the arrangements and the expertise required to deliver the service fully in-house it was rejected. However, through the discussion of this option it was agreed that the service would benefit from a lead partitioner within the Authority to deliver support to education settings and work with the provider to ensure delivery of the services as outlined in the specification
52. To commission a service separately from the ICB with a clear specification of requirements, but fully aligned with the health element of the service to ensure a clear delivery of service for education settings

### **Conclusions**

53. It is essential to our business plan that children and young people are provided, through their education settings, with a clearly defined specification for service to deliver speech and language therapy.
54. This approach aligns with our early help model and the aspirations of the SEND Transformation Programme
55. Families and Children expect a service that meets their needs and does not lead to needing to tell their story more than once, and it is therefore critical that while we have a clear specification for the delivery of the service, that it is aligned with the outcomes framework and approach undertaken by the health commissioned service.
56. The service will greatly benefit from the knowledge and experience of an internally employed lead for speech and language therapy providing support for education settings and ensuring delivery of the commissioned service.

### **Alison Elliott - Director of Commissioning**

---

Report Author: Kai Muxlow, Head of Families and Children's Commissioning,  
[kai.muxlow@wiltshire.gov.uk](mailto:kai.muxlow@wiltshire.gov.uk),

### **Appendices**

None

### **Background Papers**

None

This page is intentionally left blank



Wiltshire Council

Cabinet

10 December 2024

---

**Subject:** Wiltshire Playing Pitch Strategy (PPS) Adoption

**Cabinet Member:** Cllr Ian Blair-Pilling - Cabinet member for Public Health, Leisure, Libraries, & Communities

**Key Decision:** Key

---

## Executive Summary

This renewed strategy informs and sets out our approach to playing pitch infrastructure planning and will form part of the evidence base for the Councils Local Plan Review (LPR).

The strategy considers the strain on infrastructure created by predicted future housing growth in the LPR and will provide an up-to-date strategic framework that ensures the provision of outdoor playing pitches (inc. artificial pitches) and ancillary services meet the local need of existing and future residents within the Wiltshire Council administrative area.

The renewal provides an up-to-date strategy to inform and provide a robust, strategic evidence base in the Councils negotiation and securing of S106 developer contributions.

Furthermore, the strategy will influence a variety of local authority functions including policy development and decision making in respect of the community playing pitch stock, planning policy and planning applications, educational provision, funding, facility and asset management, development of pitch-based sports, public health and the management and maintenance of provision.

The strategy renewal has been conducted over a fourteen-month period in accordance with Sport England's PPS Five Step Guidance and covers the four main playing pitch sports of football, cricket, rugby, and hockey, looking at both grass pitches, artificial turf pitches and ancillary services. There are four main parts:

- **Wiltshire Playing Pitch Strategy (PPS) and Action Plan:** The strategy document with clear sport, area and site-specific recommendations and identifying the key findings and issues from the supply and demand data.
- **Strategic Action Plan:** Giving clarity on strategic priorities.
- **Community Area Profiles:** Looking at more local needs within the Councils 18 community areas.
- **Needs Assessment:** Research data to inform decision making and policy development.

In accord with Sport England Planning for Sport Guidance (2019) there are three core principles embedded across the strategy:

- **To protect:** the existing supply of playing pitches and ancillary facilities where it is needed for meeting current and future needs

- **To enhance:** playing fields, pitches and ancillary facilities through improving quality and management of sites
- **To provide:** new playing pitches and ancillary facilities where there is current or future demand to do so.

The PPS is not a financial package or commitment from the Authority to deliver the action plan but sets out an approach to deliver within available resources.

### **Proposals**

That Cabinet approve and adopt the Wiltshire Playing Pitch Strategy.

### **Reason for Proposals**

An up-to-date Wiltshire PPS is a tool to assist in the planning process, it informs decision making, policy development, the leveraging in of s106 developer contributions and is needed to underpin the Wiltshire Local Plan as an evidence base to conform with the National Planning Policy Framework (NPPF).

**Parvis Khansari**  
**Corporate Director - Place**

**Subject:** Wiltshire Playing Pitch Strategy (PPS) Adoption

**Cabinet Member:** Cllr Ian Blair-Pilling - Cabinet member for Public Health, Leisure, Libraries and Communities

**Key Decision:** Key

---

### **Purpose of Report**

1. To approve and adopt the Wiltshire Playing Pitch Strategy (PPS) Renewal

### **Relevance to the Council's Business Plan**

2. The Wiltshire Playing Pitch Strategy (PPS) renewal meets the Wiltshire Council Business Plan 2022-32 guiding themes through its three core principles embedded across the strategy of protecting, providing and enhancing sports pitch and ancillary provision.
3. Through **understanding communities**, their needs and **working together** with community partners to provide safe places to deliver activities, the Strategy can enable residents to be physically and mentally active, helping support **prevention & early intervention** and **improve social mobility & tackle health inequalities**.
4. The Strategy gives the Authority a robust assessment of need to underpin the Local Plan Review (LPR) and delivers the Business Plan outcomes of: -
  - **Ensuring decisions are evidenced-based** in our approach to current and future playing pitch provision
  - Helping residents **stay active, safe** and **living well together** assisting the creation of **well-connected communities**
  - While being involved in the decision-making process and **taking responsibility for the environment**.
5. The Strategy will increase sports, physical activity and play opportunities amongst the residents of Wiltshire via the strategic use of developer contributions and strategic planning to develop and improve local sports pitches and community facilities.
6. In doing so it will align to the Business Plan aims of helping to maintain and improve the natural and built environment (p.29), give communities access to quality leisure & sports opportunities and support the people of Wiltshire to increase activity levels and improve their health (p.9)
7. The Strategy looks at local need within the Councils 18 community areas, aligning with the Business Plan aims of understanding the need of all our communities, delivering infrastructure to enable local communities to live work and play locally and providing useful modern spaces in communities (p.25)
8. Through the planning process and targeted infrastructure projects the Strategy will help to justify and create active environments with the aim of increased formal club-based sport as well as social, casual and informal sporting/recreational opportunities

aimed at getting all Wiltshire residents more active including those who face barriers to participation and/or **experience multiple health inequalities**.

## **Background**

9. Wiltshire Council adopted the current Wiltshire Playing Pitch Strategy (PPS) in 2017; this strategy is a renewal.
10. In 2022 the Authority were advised by Sport England that the current Wiltshire PPS was at the end of its lifespan and in need of a renewal during 2023/24 stating it was considered outdated and not in-line with current Sport England Methodology.
11. Following Place Leaders approval in March 2022, Knight Kavanagh & Page (KKP) were commissioned to undertake the strategy renewal in accordance with Sport England's Playing Pitch Strategy Guidance five step approach:
  - Stage A: Prepare and tailor the approach.
  - Stage B: Gather information and views on the supply of and demand for provision.
  - Stage C: Assess the supply and demand information and views.
  - Stage D: Develop the Strategy.
  - Stage E: Deliver the Strategy and keep it robust and up to date.
12. The strategy's development has been overseen by a Steering Group made up of National Governing Bodies (NGBs), Sport England, Wiltshire Active Partnership (WASP) and Wiltshire Council (Development, Planning, Education, Public Health).
13. The study area comprises of the full local authority area, with the Councils 18 Community Areas used to allow for a more localised analysis in addition to the analysis for Wiltshire as a whole.
14. An extensive consultation informed the strategies assessment of need including 253 Town/Parish Councils surveyed, 719 pitch assessments, 233 clubs contacted and all leisure centres containing pitches consulted/visited. This was combined with 27 secondary school site survey visits and 229 primary schools contacted.
15. The strategy considers the demands arising from current and predicted future housing growth in the Local Plan Review (LPR), enabling strategic planning of sporting community infrastructure required to support housing and population growth.
16. In addition, an up-to-date PPS is required to inform local planning policy and to conform with the National Planning Policy Framework (NPPF). One of the core planning principles of this is to improve health, social and cultural wellbeing for all and deliver sufficient community and cultural facilities and services to meet local needs.
17. Section eight of the NPPF deals specifically with the topic of healthier communities and despite a PPS not being a statutory requirement itself, under para 102 of the NPPF, it makes clear that planning policies should be based on:

*'...robust and up-to-date assessments of the need for open space, sport and recreation facilities (including quantitative or qualitative deficits or surpluses) and opportunities for new provision'*
18. Para 103 sets criterion that ensures existing open space, sports and recreational buildings and land, including playing fields, should not be built on.
19. The NPPF also outlines that Information gained from the assessments (Inc PPS) should be used to determine what open space, sport and recreational provision is needed, which plans should then seek to accommodate.

20. Local plans should seek to assess needs and then be positively prepared to address these needs. A PPS is therefore the mechanism for doing this and forms part of the evidence base for the Local Plan.
21. Operationally at officer and consultee level the strategy's Assessment of Need and Action Plans will be used to inform the preparation of statutory planning policy, supplementary planning documents and decisions on individual applications. The PPS will act as a robust evidence base used in developing of Section 106 agreements and fulfilling planning obligations to lever in pitch, sport, and ancillary developer contributions.
22. Wiltshire Council currently use the four district calculators and policy for sport, pitch, play, youth and adult recreation in the Wiltshire Open Space Assessment (WOSA).
23. The Strategy puts forward the use of Sport England's Playing Pitch Calculator to help the Council estimate the demand that may be generated for the use of playing pitches by a new population e.g., one created by a housing development (or a collection of housing developments). It is designed to assist Councils in developing and implementing a PPS by giving a consistent starting point to help estimate the demand from a new population. Following Strategy adoption, the intention is to implement a single calculator for Wiltshire via WOSA and LPR.

### **Main Considerations for the Council**

24. The Wiltshire Playing Pitch Strategy (PPS) and action plan renewal builds upon the preceding Assessment Report of 2017, sets out our approach, and provides a clear, strategic framework in relation to the provision of playing pitch facilities. It delivers:
  - A series of sport-by-sport scenarios and recommendations
  - A series of strategic objectives and recommendations
  - A prioritised area-by-area (18 community areas) and site-by-site action plan that prioritises and can address key issues
  - Guidance as to how the PPS can be delivered.
25. The Strategy will be used to help towards and achieve the following aims/outcomes:
  - A priority list of deliverable playing pitch and ancillary facility projects that will help to meet any current deficiencies, provide for future housing growth demands and feed into wider Council infrastructure planning work
  - An area-by-area community assessment of need adding support for local place shaping priorities
  - Underpins the Wiltshire Local Plan as an evidence base to conform with the National Planning Policy Framework (NPPF)
  - Inform and provide a strategic evidence base in the Councils negotiation and securing of S106 developer contributions towards pitches and facilities
  - Be used as robust evidence to protect existing playing pitches and fields to help defend against inappropriate development or loss of pitches
  - Review the current supply of Artificial Grass Pitches (AGPs) for all relevant sports and provide clear recommendations on where new AGPs should be delivered
  - Provide evidence of need for a range of capital grants and help secure external funding for the Council, sports clubs, education, Town & Parish Councils and other community stakeholders

- Provide for an integrated approach towards land use planning and playing pitch provision through the Council's emerging LPR and through decisions on individual planning applications
- Offer direction and guidance on school playing field provision, its use and scenarios to maximise use of educational establishments
- Pull together key stakeholders to work in a collaborative approach across Wiltshire to deliver the recommendations and actions identified in the Strategy Action Plans, in turn contributing towards the Councils Business plan 2022-32 missions, outcomes and aims
- Support increased formal club-based sport as well as social, casual and informal sporting opportunities helping all Wiltshire residents to get more active including those who face barriers to participation and/or experience multiple health inequalities.

26. On Strategy adoption the current Steering Group will meet and formally transition into the Implementation Group, with the following roles and responsibilities: -

- Commitment to work in collaboration and drive the implementation of the Wiltshire PPS renewal
- Agree a short-term action plan, which will follow on from the previous PPS interim plan
- Consider and scope a joint approach in achieving Strategic Action Plan recommendations, based on the key overarching themes presented in the Strategy
- Establish a process for the regular communication and updating of the PPS
- Attend Stage E meetings on an annual basis to review the action plans and ensure the Strategy is kept updated throughout its lifespan. Actions can be removed as and when they are completed (or become unnecessary), whilst new priority actions can be added as when they come to the fore
- Challenge and review impact against Structural Inequality and identify projects/work with projects so they can help address health inequalities.

27. The Strategy and Action Plan, Strategic Action Plan, Community Area Profiles and Assessment of Need documents are attached as appendices (1-4) to the report.

### **Safeguarding Implications**

28. Any projects linked to the Wiltshire Playing Pitch Strategy will be delivered under Wiltshire Safeguarding Vulnerable People Partnership (SVPP) Policy and Procedures on safeguarding children and vulnerable adults.

### **Public Health Implications**

29. The Strategy has strong links to Wiltshire Public Health Priorities 2022 – 2032 and seeks to support the Council and its partners:

*'To provide an accessible, high quality and sustainable network of sports pitches and other outdoor sports facilities which supports increased formal club-based sport as well as social, casual and informal sporting opportunities aimed at getting all Wiltshire residents more active including those who face barriers to participation and/or experience multiple health inequalities.'*

30. A Public Health Improvement officer is a member of the Strategy Steering Group and has helped to oversee the strategies creation and will also be involved in the implementation of the action plan.
31. The strategy can help increase the sports and physical activity opportunities amongst the residents of Wiltshire via the strategic use of developer contributions and strategic planning to protect, enhance and develop local community facilities.
32. Increased levels of physical activity also contribute to reducing the inequality gap in life expectancy and healthy life expectancy, therefore reducing the burden and financial costs on health and social care.
33. When delivering the strategies action plan, the Joint Strategic Needs Assessment (JSNA) data set will be used to inform project development. Action plan priority projects (e.g. a 3G AGP) will have task groups set up which will consider how a facility and its partners (e.g. sports clubs) can help with priority groups participation (LSEG, Women & Girls, BME, Individuals with a disability or long-term health condition).

### **Procurement Implications**

34. Any procurement linked to the Wiltshire PPS will be supported by the Procurement Team and implemented under Wiltshire Council's policies and procedures on procurement and relevant UK procurement legislation.

### **Equalities Impact of the Proposal**

35. The Strategy has been produced following Sport England's National Playing Pitch Guidance. Any project arising directly from the Playing Pitch Strategy will follow the Wiltshire Council's guidance on Equality Impact assessments (EqIA) considering how decisions made, and services delivered affect people who share protected characteristics.
36. The needs assessment within the strategy doesn't give us direct impact. However, when specific projects identified in the strategy action are delivered more detailed discussions and decisions will be present on equality impact. These projects will be discussed by stakeholders during the strategy Stage E implementation meetings.
37. Stakeholders which sit on the Strategy Implementation Group all have their own national and/or local strategies and plans with drivers which focus on reducing inequality.
38. Certain projects identified in the strategy action plan can help address the Structural Inequality which exists within the Built Environment of areas of disadvantage. The action plan is broken down into Wiltshire Council's 18 community areas, which can be cross referenced against the Indices of Multiple Deprivation (IMD), quintiles and Joint Strategic Needs Assessment (JSNA) data.

### **Environmental and Climate Change Considerations**

39. During the delivery of the Strategy actions/recommendations, the Implementation Group will consider Sport England's guidance on *Sustainable Facilities and Planning* <https://www.sportengland.org/guidance-and-support/facilities-and-planning/sustainable-facilities-and-planning>.
40. This approach is referenced in the Strategic Action Plan of the PPS. For Wiltshire Council current and/or new facilities (inc. Education), the adopted Climate Strategy will be a key consideration for refurbishment and new build projects. Use of the planning process, the Local Plan and its new policies will add weight to the approach.

41. The protection and enhancement of sports pitches, playing fields and active environments are key principals embedded in the Strategy and thus help to protect green space and the environment.
42. The Strategy considers the environmental impact of 3G Artificial Grass Pitches (AGPs), examining the current use of rubber crumb infill and future environment impact. The Strategy outlines alternatives such as cork and other options in the test phase with a view of creating equally high-quality provision but more sustainable with a lower carbon footprint.
43. The key stakeholders overseeing the implementation of the Strategy and action plan all have their own drivers on how pitch and ancillary development can be delivered in a sustainable and environmentally responsible way.
44. A key function of the Strategy is to act as an evidence base to lever in s106 developer contributions. These contributions can be used for larger strategic facilities and/or local upgrading of pitches and ancillaries including utilities e.g. solar panels, air source heat pumps, LED replacements for sports lighting, insulation etc. This can help drive towards resource efficiency for local sports clubs and/or community sport ancillaries/utilities.
45. When discussing and/or distributing s106 monies to partners including sports clubs, Town and Parish Councils etc., support and encourage climate and environment upgrades where appropriate.

### **Workforce Implications**

46. The Strategy is a renewal of the existing Playing Pitch Strategy and as such there are no workforce implications, with the delivery of the strategy supported by existing workforce capacity within the Development service.
47. Future delivery of the Strategy will include primarily the Leisure, Culture and Communities officer time working with key members of the Wiltshire Playing Pitch Strategy (PPS) Implementation Group including Sport England, national Governing Bodies (NGBs) of Sport, Active Partnership and other Wiltshire Council departments.

### **Risks that may arise if the proposed decision and related work is not taken**

48. If the Wiltshire PPS renewal is not adopted the current strategy will become obsolete and the renewal will lack the required planning weight. The risks to Wiltshire Council include:
  - **Loss of S106 developer contributions:** If the strategy renewal is not approved and adopted, there will be a policy 'hole' in the new Local Plan and as such developers could challenge on all applications where a sports/playing pitch contribution is requested
  - **Planning assessment issues:** If the local authority was not to adopt the PPS, it would make it more difficult to assess planning applications that relate to the development of a playing pitch site and especially any proposed loss. This is because it provides the evidence base to inform such decisions. Similarly, it could not be used to support any funding bids for site enhancement, or to secure developer contributions from wider housing growth, meaning less potential investment
  - **Reputational loss:** Without an adopted renewal the authority will not be meeting a requirement of the National Planning Policy framework (NPPF) and could lead to increased S106 developer contribution challenges and loss of S106 monies. Any precedent set would be a reference point for other developers to do the same.



- **Lack of strategic direction:** If the strategy is not adopted, there will be no agreed vision or priorities and no underpinning documentation or alignment with the new local plan. Therefore, no identified strategic need for future development strain on infrastructure and no clarity on local or county wide priorities for Wiltshire's playing pitch stock, ancillary services and community sporting infrastructure.

### **Risks that may arise if the proposed decision is taken and actions that will be taken to manage these risks**

49. Potential risks in the delivery of the Wiltshire PPS include:

- **Workforce capacity:** The adoption of the strategy will give the Authority a fresh action plan, focus and impetus which will require officer resource to drive, manage and keep updated. This will include 6 monthly Stage E meetings, project task groups, leveraging in s106 developer contributions and ongoing Sport England/NGB stakeholder meetings. To mitigate this a priority action plan/work programme will be followed
- **Misinterpretation:** That the adoption of the strategy is viewed as a statement of intent and financial package to deliver the action plan. To mitigate this, the strategy makes clear that the delivery of the recommendations associated with Wiltshire Council or other stakeholders are subject to many variables, including the capacity and resources being available to realise them. The strategy will also state that Inclusion in the assessment of need and action plan does not guarantee delivery of all recommendations in the lifetime of the document
- **Land use planning and pitch disputes:** Many Town & Parish Council's and Community Amateur Sports Clubs have been awaiting the strategy's adoption and are keen to see how data within, including pitch classifications, can help or hinder development plans. To mitigate the risk meetings can be set up with Sport England as statutory consultee on any application involving a designated playing pitch.

### **Financial Implications**

50. To ensure the Council aligned to Sport England's Playing Pitch Strategy national guidance, Wiltshire Council have developed the strategy with the assistance of consultants Knight Kavanah & Page (KKP) appointed through Sport England's Active Environment Framework. The consultancy fee was paid via unallocated s106 contributions as agreed at Place Leaders 9 March 2022.
51. The Strategy Action Plan and Community Area Profiles highlight priorities of where funding should be targeted and provides the up-to-date strategic evidence base in the Councils negotiation and securing of S106 developer contributions towards pitches and facilities.
52. It is important to note that the PPS is an assessment of need/evidence base against demand, considering the demands arising from the planned level of strategic housing growth proposed in the Council's Local Plan Review (LPR); what the PPS is not, is a financial package or commitment from the Authority to deliver the action plan.
53. However, it can be used as evidence for stakeholders including Wiltshire Council, Town/Parish Councils, National Governing Bodies (NGBs) Community Amateur Sports Clubs and schools to apply for external funding.
54. The Strategy gives evidence on where to focus resources and projects indicated on the action plan will be assessed on a project-by-project basis to assess whether it could be allocated s106 funding and/or will need to be external grant funded before

any project proceed. This will include the setup of multi stakeholder task groups for large strategic projects such as a new 3G Artificial Grass Pitch (AGP).

### **Legal Implications**

55. There are no statutory duties; the strategy is an evidence base and approach to pitches, it is not part of the Policy Framework or a Supplementary Planning Document. Cabinet Adoption is the authority to implement the strategy and gives the strategy the planning weight required.
56. For any project delivered in connection with the strategy, legal advice will be sought where appropriate. The Strategy will act as an evidence base for fulfilling planning obligations, levering in s106 developer contributions and inform target sites for development/upgrades. s106 legal side agreements are completed by legal on instruction from the Development Service by a signed Record of Officer Decision. This process sanctions s106 fund transfers to legal entities such as Town & Parish Councils.
57. There are no other specific legal implications for this strategy.

### **Overview and Scrutiny Engagement**

58. The Environment Select Committee Chair and Vice Chair will receive a briefing on 5 December 2024. Feedback will be provided at Cabinet.

### **Other options Considered**

59. **Do nothing and not carry out and adopt:** Considering the number of important roles the Wiltshire Playing Pitch Strategy (PPS) plays in sport, recreation and planning terms it is not viable for the Authority to not adopt the renewal. This would allow the current PPS to become obsolete, which would leave s106 developer contributions open to challenge/loss, a national planning consultee in Sport England with reduced power to defend us at inquiries and a policy 'hole' in the Local Plan. Such a situation would likely lead to reputational damage for the authority.

### **Conclusion**

60. The adoption of the Wiltshire Playing Pitch Strategy gives the authority required to implement the strategy and its action plan/s within the available resources. The adoption of the renewal will correlate and align with the Local Plan Review (LPR) and the robust evidence base will be a strategic tool for a range of Council functions, deliver future community sports pitch infrastructure to meet community need, which will in turn will help increase formal and informal sports & physical activity participation within Wiltshire.
61. In addition, a new updated PPS will act as a vehicle to deliver the business plan outcomes helping to pull in significant monies over the strategies lifespan paving the way for greater outcomes.

### **David Redfern - Director of Leisure, Culture & Communities**

---

Report Author: Daniel Geeson, Leisure Strategy and Infrastructure Officer

[Daniel.Geeson@wiltshire.gov.uk](mailto:Daniel.Geeson@wiltshire.gov.uk)

### **Appendices**

- Appendix 1: Wiltshire PPS - Strategy and Action Plan  
Appendix 2: Wiltshire PPS - Supplementary Document A (Strategic Action Plan)  
Appendix 3: Wiltshire PPS - Supplementary Document B (Community Area Profiles)  
Appendix 4: Wiltshire PPS - Needs Assessment Report

**Background Papers**

None

This page is intentionally left blank



# WILTSHIRE COUNCIL PLAYING PITCH STRATEGY

## STRATEGY & ACTION PLAN NOVEMBER 2024

QUALITY, INTEGRITY, PROFESSIONALISM

**Knight, Kavanagh & Page Ltd**  
Company No: 9145032 (England)

MANAGEMENT CONSULTANTS

Registered Office: 1 -2 Frecheville Court, off Knowlton Street, Struy BL9 0UF  
T: 0161 764 7040 E: [mail@kkp.co.uk](mailto:mail@kkp.co.uk) [www.kkp.co.uk](http://www.kkp.co.uk)



Cert Num: 6543-QMS-001

**CONTENTS**

ABBREVIATIONS.....	1
PART 1: INTRODUCTION.....	2
PART 2: VISION AND AIMS.....	5
PART 3: HEADLINE FINDINGS .....	6
PART 4: SPORT SPECIFIC ISSUES SCENARIOS AND RECOMMENDATIONS.....	13
PART 5: STRATEGIC RECOMMENDATIONS .....	81
PART 6: ACTION PLAN .....	101
AREA 1 - STONEHENGE .....	103
AREA 2 - BRADFORD-ON-AVON .....	108
AREA 3 - CALNE.....	112
AREA 4 - CHIPPENHAM & VILLAGES.....	116
AREA 5 - CORSHAM .....	122
AREA 6 - DEVIZES .....	126
AREA 7 - MALMESBURY.....	131
AREA 8 - MARLBROUGH .....	136
AREA 9 - MELKSHAM.....	140
AREA 10 - PEWSEY .....	144
AREA 11 - ROYAL WOOTTON BASSETT & CRICKLADE.....	148
AREA 12 - SALISBURY.....	153
AREA 13 - SOUTH WEST WILTSHIRE.....	157
AREA 14 - SOUTHERN WILTSHIRE.....	161
AREA 15 - TIDWORTH .....	165
AREA 16 - TROWBRIDGE .....	168
AREA 17 - WARMINSTER .....	172
AREA 18 - WESTBURY .....	177
PART 7: HOUSING GROWTH .....	180
PART 8: DELIVER THE STRATEGY AND KEEP IT ROBUST AND UP TO DATE.....	183

## ABBREVIATIONS

3G	Third Generation (artificial turf)
AGP	Artificial Grass Pitch
BAFA	British American Football Association
CASC	Community Amateur Sports Club
DCMS	Department for Culture, Media and Sport
DEFRA	Department for Environment, Food & Rural Affairs
ECB	England and Wales Cricket Board
EH	England Hockey
FA	Football Association
FC	Football Club
FF	Football Foundation
FIFA	Fédération Internationale de Football Association
GMA	Grounds Management Association
GPMF	Grass Pitch Maintenance Fund
HC	Hockey Club
KKP	Knight, Kavanagh and Page
LMS	Last Man Stands
LFFP	Local Football Facilities Plan
NFFS	National Football Facilities Strategy
NGB	National Governing Body
NPPF	National Planning Policy Framework
PPS	Playing Pitch Strategy
PQS	Performance Quality Standard
RFL	Rugby Football League
RFU	Rugby Football Union
RLFC	Rugby League Football Club
RUFC	Rugby Union Football Club
U	Under
WCB	Wiltshire Cricket Board
WFA	Wiltshire FA

### PART 1: INTRODUCTION

This is the Playing Pitch Strategy (PPS) for Wiltshire Council. Building upon the preceding Assessment Report, it provides a clear, strategic framework in relation to the provision of playing pitch facilities. It delivers:

- ◀ A vision for the future protection, improvement and development of provision.
- ◀ A series of sport-by-sport scenarios and recommendations.
- ◀ A series of strategic objectives and recommendations.
- ◀ A prioritised area-by-area and site-by-site action plan that prioritises and can address key issues.
- ◀ Guidance as to how the PPS can be delivered.

The Strategy is delivered in accordance with Sport England's Playing Pitch Strategy Guidance (for playing pitch sports). Sport England's PPS Guidance details a stepped approach, separated into five distinct sections:

- ◀ Stage A: Prepare and tailor the approach.
- ◀ Stage B: Gather information and views on the supply of and demand for provision.
- ◀ Stage C: Assess the supply and demand information and views.
- ◀ Stage D: Develop the Strategy.
- ◀ Stage E: Deliver the Strategy and keep it robust and up to date.

This report represents Stage D of the process, with stages A-C covered in the preceding Assessment Report and Stage E ongoing once the study is complete.

Where not already implemented, the recommendations that come out of this strategy should be translated into local planning policy so that there is a mechanism in place to protect existing provision and to secure investment where the opportunity arises. The lifespan of a PPS is considered to be three years, although this can be increased if it is regularly kept up to date.

### Agreed scope

The PPS encompasses all relevant playing pitch facilities regardless of ownership and management. The following sports are covered within the scope:

- ◀ Football
- ◀ Rugby union
- ◀ Rugby league
- ◀ Cricket
- ◀ Hockey

Third generation turf (3G) pitches are also covered by the PPS. These are relevant to several sports, predominately football but also rugby union and rugby league. It is separated out due to this multi-sport nature.

In addition, other grass pitch sports have also been included where supply and/or demand is identified (i.e., American football and Aussie rules).



# WILTSHIRE COUNCIL PLAYING PITCH STRATEGY

## Study area

The study area comprises of the full local authority area, with analysis areas (or sub areas) also used to allow for a more localised analysis in addition to the analysis for Wiltshire as a whole. This entails splitting the Council's administrative area into 18 community areas that are already used from a planning perspective, as seen in Table 1.1 and Figure 1.1 below.

Table 1.1: Summary of PPS analysis areas

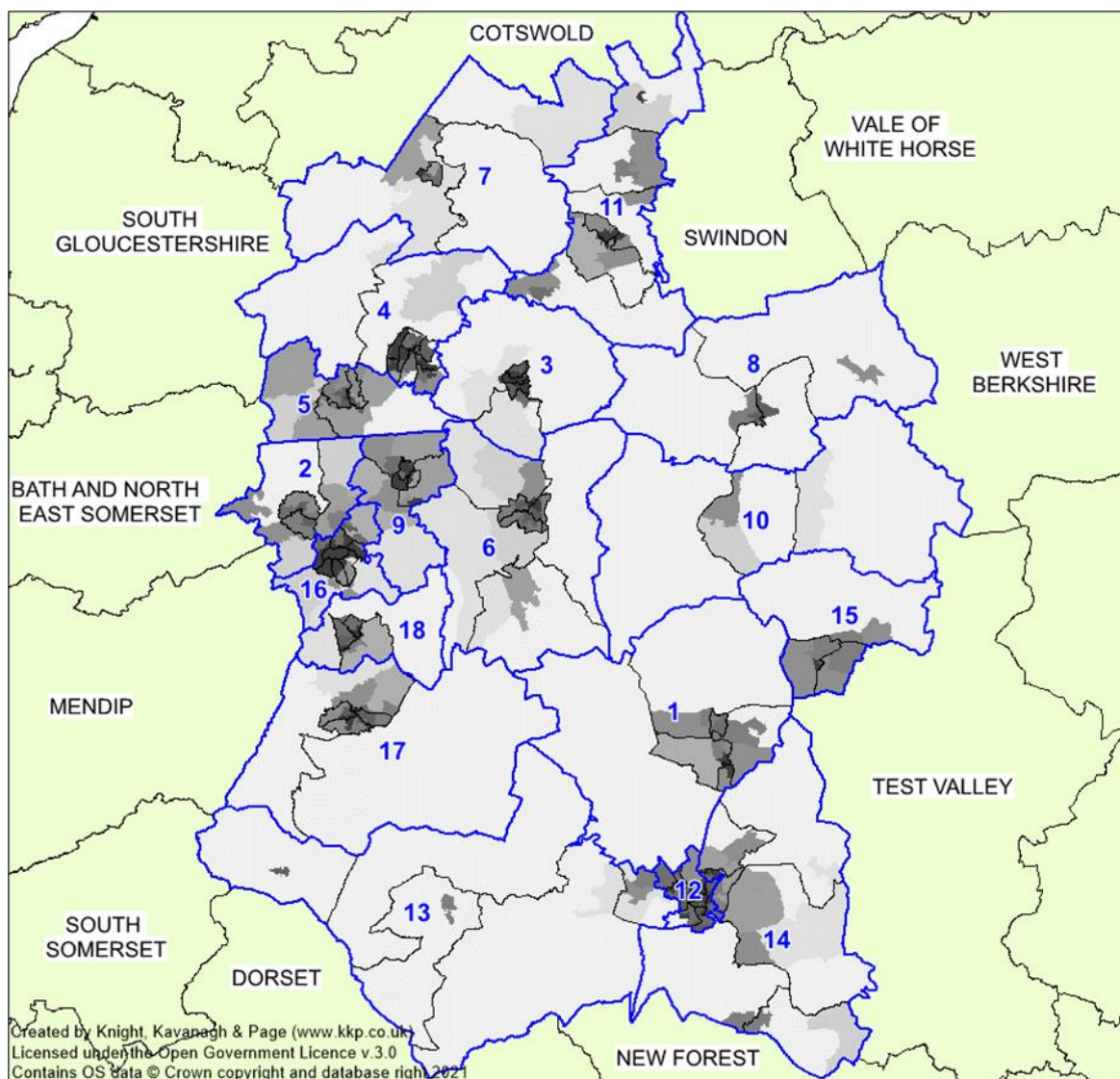
Map ID	Analysis area (area board)	Wards covered
1	Stonehenge <sup>1</sup>	Amesbury East & Bulford, Amesbury South, Amesbury West, Avon Valley, Durrington, Till Valley
2	Bradford-on-Avon	Bradford-on-Avon North, Bradford-on-Avon, South Holt, Winsley & Westwood
3	Calne	Calne Central, Calne Chilvester & Abberd, Calne North, Calne Rural, Calne South
4	Chippenham & Villages	By Brook, Chippenham Cepen Park & Derriads, Chippenham Cepen Park & Hunters Moon, Chippenham Hardenhuish, Chippenham Hardens & Central, Chippenham Lowden & Rowden, Chippenham Monkton Chippenham Pewsham, Chippenham Sheldon Kington
5	Corsham	Box & Colerne, Corsham Ladbrook, Corsham Pickwick, Corsham Without
6	Devizes	Bromham, Rowde & Roundway, Devizes East, Devizes North, Devizes Rural West, Devizes South, The Lavingtons, Urchfont & Bishops Cannings
7	Malmesbury	Brinkworth, Malmesbury, Minety, Sherston
8	Marlborough	Aldbourn & Ramsbury, Marlborough East, Marlborough West
9	Melksham	Bowerhill, Melksham East, Melksham Forest, Melksham South, Melksham Without North & Shurnhold, Melksham Without West & Rural
10	Pewsey	Pewsey, Pewsey Vale East, Pewsey Vale West
11	Royal Wootton Bassett & Cricklade	Cricklade & Latton, Lyneham, Purton, Royal Wootton Bassett East, Royal Wootton Bassett North, Royal Wootton Bassett South & West
12	Salisbury	Salisbury Bemerton Heath, Salisbury Fisherton & Bemerton Village, Salisbury Harnham East, Salisbury Harnham West, Salisbury Milford, Salisbury St Edmund's, Salisbury St Francis & Stratford, Salisbury St Paul's
13	South West Wiltshire	Fovant & Chalke Valley, Mere, Nadder Valley, Tisbury, Wilton
14	Southern Wiltshire	Alderbury & Whiteparish, Downton & Ebbles Valley, Laverstock, Old Sarum & Lower Bourne Valley, Redlynch & Landford, Winterslow & Upper Bourne Valley
15	Tidworth	Ludgershall North & Rural, Tidworth East & Ludgershall South, Tidworth North & West

<sup>1</sup> Formerly known as Amesbury.

# WILTSHIRE COUNCIL PLAYING PITCH STRATEGY

Map ID	Analysis area (area board)	Wards covered
16	Trowbridge	Hilperton, Southwick, Trowbridge Adcroft, Trowbridge Central, Trowbridge Drynham, Trowbridge Grove, Trowbridge Lambrok, Trowbridge Park, Trowbridge Paxcroft
17	Warminster	Warminster Broadway, Warminster East, Warminster North & Rural, Warminster West, Wylve Valley
18	Westbury	Ethandune, Westbury East, Westbury North, Westbury West

Figure 1.1: Map of Wiltshire and its analysis areas



Cross boundary issues are also explored to determine the level of imported and exported demand, recognising, for example, that people travel to and make use of strategic facilities irrespective of administrative boundaries. This is particularly key in relation to Wiltshire given the size of the authority and the number of local authorities that adjoin.

# WILTSHIRE COUNCIL PLAYING PITCH STRATEGY

## PART 2: VISION AND AIMS

The vision of the PPS in Wiltshire is to:

“Provide an accessible, high quality and sustainable network of sports pitches and ancillary facilities which supports increased formal club-based sport as well as social, casual and informal sporting opportunities aimed at getting all Wiltshire residents more active including those who face barriers to participation and/or experience multiple health inequalities.”

The following overarching aims are based on the three Sport England themes (see figure 2.1 below). It is recommended that they are adopted by the Council and its partners to enable it to achieve the overall vision of the PPS and Sport England planning objectives. Strategy delivery is the responsibility of, and relies upon, all relevant stakeholders.

### AIM 1

To **protect** the existing supply of playing pitch provision and ancillary facilities where it is needed for meeting current and future needs.

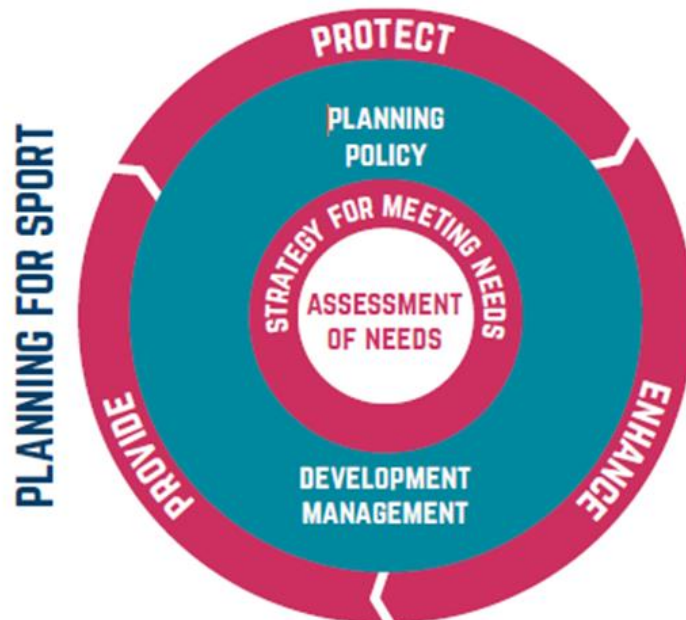
### AIM 2

To **enhance** playing pitch provision and ancillary facilities through improving quality and management of sites.

### AIM 3

To **provide** new playing pitch provision and ancillary facilities where there is current or future demand to do so.

Figure 2.1: Sport England themes



Source: Sport England, Planning for Sport Guidance (2019)

**PART 3: HEADLINE FINDINGS**

The table below highlights the current quantitative shortfalls for each main pitch sport included within the PPS, as identified in the preceding Assessment Report. This is shown both Wiltshire-wide and for each analysis area. For qualitative findings and site-specific findings, please see Part 4: Sport Specific Recommendations and Scenarios, and Part 6: Action Plan.

Natural turf pitches have a limit of how much play they can accommodate over a certain period of time before their quality, and in turn their use, is adversely affected. As the main usage of pitches is for matches, it is appropriate for the comparable unit to be match equivalent sessions. The table below therefore uses this for football, rugby union and cricket, converting both the amount of play a site can accommodate (its carrying capacity) and how much play takes place (its current use) into the same unit of demand to enable an analysis to be undertaken.

Based on how the sports tend to be played, the match equivalent session unit for football, rugby union and rugby league pitches relates to a typical week within the season for each sport, whereas for cricket, the number of match equivalent sessions is over the course of a season. This is because how much play a cricket pitch can accommodate is primarily determined by the number and quality of wickets on a square, with only one match generally played per pitch per day and with the wickets rotated throughout a season to reduce wear and to allow for repair. Each wicket is therefore able to accommodate a certain amount of play per season as opposed to a week.

For artificial surfaces, the carrying capacity of the provision is much higher, meaning how much play can be accommodated is primarily determined by availability, rather than how usage adversely affects quality, as is the case with grass pitches. Therefore, the total number of pitches required is instead used to form an analysis. This is pertinent to 3G and hockey (sand/water-based pitches).

*Table 3.1: Quantitative headline findings (pitch sports)*

Analysis area	Pitch/facility type	Current supply/demand balance
<b>Football – grass pitches</b>		
Stonehenge	Adult	2.5 match equivalent sessions
	Youth 11v11	At capacity
	Youth 9v9	2.5 match equivalent sessions
	Mini 7v7	At capacity
	Mini 5v5	At capacity
Bradford-on-Avon	Adult	0.5 match equivalent sessions
	Youth 11v11	2.5 match equivalent sessions
	Youth 9v9	1.5 match equivalent sessions
	Mini 7v7	At capacity
	Mini 5v5	At capacity
Calne	Adult	2.5 match equivalent sessions
	Youth 11v11	4.5 match equivalent sessions
	Youth 9v9	At capacity
	Mini 7v7	1.5 match equivalent sessions
	Mini 5v5	0.5 match equivalent sessions
Chippenham & Villages	Adult	1.5 match equivalent sessions
	Youth 11v11	1 match equivalent session
	Youth 9v9	1.5 match equivalent sessions
	Mini 7v7	At capacity
	Mini 5v5	1 match equivalent sessions

# WILTSHIRE COUNCIL PLAYING PITCH STRATEGY

Analysis area	Pitch/facility type	Current supply/demand balance
Corsham	Adult	3.5 match equivalent sessions
	Youth 11v11	At capacity
	Youth 9v9	At capacity
	Mini 7v7	1 match equivalent session
	Mini 5v5	1 match equivalent session
Devizes	Adult	1.5 match equivalent sessions
	Youth 11v11	1.5 match equivalent sessions
	Youth 9v9	1 match equivalent session
	Mini 7v7	At capacity
	Mini 5v5	At capacity
Malmesbury	Adult	0.5 match equivalent sessions
	Youth 11v11	1.5 match equivalent sessions
	Youth 9v9	0.5 match equivalent sessions
	Mini 7v7	2 match equivalent sessions
	Mini 5v5	2 match equivalent sessions
Marlborough	Adult	0.5 match equivalent sessions
	Youth 11v11	1 match equivalent session
	Youth 9v9	5.5 match equivalent sessions
	Mini 7v7	At capacity
	Mini 5v5	At capacity
Melksham	Adult	1 match equivalent session
	Youth 11v11	0.5 match equivalent sessions
	Youth 9v9	0.5 match equivalent sessions
	Mini 7v7	At capacity
	Mini 5v5	1.5 match equivalent sessions
Pewsey	Adult	1 match equivalent session
	Youth 11v11	0.5 match equivalent sessions
	Youth 9v9	0.5 match equivalent sessions
	Mini 7v7	At capacity
	Mini 5v5	At capacity
Royal Wootton Bassett & Cricklade	Adult	At capacity
	Youth 11v11	1 match equivalent session
	Youth 9v9	1 match equivalent session
	Mini 7v7	At capacity
	Mini 5v5	At capacity
Salisbury	Adult	1 match equivalent session
	Youth 11v11	3.5 match equivalent sessions
	Youth 9v9	At capacity
	Mini 7v7	At capacity
	Mini 5v5	At capacity
South West Wiltshire	Adult	3 match equivalent sessions
	Youth 11v11	At capacity
	Youth 9v9	1 match equivalent session
	Mini 7v7	At capacity
	Mini 5v5	At capacity
Southern Wiltshire	Adult	8 match equivalent sessions
	Youth 11v11	0.5 match equivalent sessions
	Youth 9v9	3 match equivalent sessions
	Mini 7v7	1 match equivalent session
	Mini 5v5	1.5 match equivalent sessions

# WILTSHIRE COUNCIL PLAYING PITCH STRATEGY

Analysis area	Pitch/facility type	Current supply/demand balance
Tidworth	Adult	1.5 match equivalent sessions
	Youth 11v11	At capacity
	Youth 9v9	0.5 match equivalent sessions
	Mini 7v7	At capacity
	Mini 5v5	At capacity
Trowbridge	Adult	2.5 match equivalent sessions
	Youth 11v11	8 match equivalent sessions
	Youth 9v9	0.5 match equivalent sessions
	Mini 7v7	At capacity
	Mini 5v5	At capacity
Warminster	Adult	At capacity
	Youth 11v11	At capacity
	Youth 9v9	1 match equivalent session
	Mini 7v7	At capacity
	Mini 5v5	At capacity
Westbury	Adult	0.5 match equivalent sessions
	Youth 11v11	0.5 match equivalent sessions
	Youth 9v9	1 match equivalent session
	Mini 7v7	At capacity
	Mini 5v5	At capacity
<b>Wiltshire</b>	<b>Adult</b>	<b>12.5 match equivalent sessions</b>
	<b>Youth 11v11</b>	<b>22.5 match equivalent sessions</b>
	<b>Youth 9v9</b>	<b>10.5 match equivalent sessions</b>
	<b>Mini 7v7</b>	<b>5.5 match equivalent sessions</b>
	<b>Mini 5v5</b>	<b>7.5 match equivalent sessions</b>
<b>3G pitches</b>		
Stonehenge	11v11	0.5 pitches
Bradford-on-Avon	11v11	1 pitch
Calne	11v11	1 pitch
Chippenham & Villages	11v11	0.5 3G pitches
Corsham	11v11	1 3G pitch
Devizes	11v11	0.5 3G pitches
Malmesbury	11v11	1 3G pitch
Marlborough	11v11	1 3G pitch
Melksham	11v11	2 3G pitches
Pewsey	11v11	0.5 3G pitches
Royal Wootton Bassett & Cricklade	11v11	1 3G pitch
Salisbury	11v11	0.5 3G pitches
South West Wiltshire	11v11	0.5 3G pitches
Southern Wiltshire	11v11	1.5 3G pitches
Tidworth	11v11	At capacity
Trowbridge	11v11	1.5 3G pitches
Warminster	11v11	0.5 3G pitches
Westbury	11v11	0.5 3G pitches
<b>Wiltshire</b>	<b>11v11</b>	<b>15 3G pitches</b>
<b>Cricket squares</b>		
Stonehenge	Senior (Saturday)	20 match equivalent sessions
	Senior (Sunday)	40 match equivalent sessions
	Junior (midweek)	60 match equivalent sessions
Bradford-on-Avon	Senior (Saturday)	49 match equivalent sessions
	Senior (Sunday)	49 match equivalent sessions
	Junior (midweek)	49 match equivalent sessions

# WILTSHIRE COUNCIL PLAYING PITCH STRATEGY

Analysis area	Pitch/facility type	Current supply/demand balance
Calne	Senior (Saturday)	8 match equivalent sessions
	Senior (Sunday)	8 match equivalent sessions
	Junior (midweek)	8 match equivalent sessions
Chippenham & Villages	Senior (Saturday)	5 match equivalent sessions
	Senior (Sunday)	15 match equivalent sessions
	Junior (midweek)	45 match equivalent sessions
Corsham	Senior (Saturday)	22 match equivalent sessions
	Senior (Sunday)	22 match equivalent sessions
	Junior (midweek)	16 match equivalent sessions
Devizes	Senior (Saturday)	10 match equivalent sessions
	Senior (Sunday)	30 match equivalent sessions
	Junior (midweek)	68 match equivalent sessions
Malmesbury	Senior (Saturday)	40 match equivalent sessions
	Senior (Sunday)	40 match equivalent sessions
	Junior (midweek)	72 match equivalent sessions
Marlborough	Senior (Saturday)	10 match equivalent sessions
	Senior (Sunday)	50 match equivalent sessions
	Junior (midweek)	54 match equivalent sessions
Melksham	Senior (Saturday)	15 match equivalent sessions
	Senior (Sunday)	25 match equivalent sessions
	Junior (midweek)	33 match equivalent sessions
Pewsey	Senior (Saturday)	40 match equivalent sessions
	Senior (Sunday)	40 match equivalent sessions
	Junior (midweek)	60 match equivalent sessions
Royal Wootton Bassett & Cricklade	Senior (Saturday)	2 match equivalent sessions
	Senior (Sunday)	8 match equivalent sessions
	Junior (midweek)	10 match equivalent sessions
Salisbury	Senior (Saturday)	7 match equivalent sessions
	Senior (Sunday)	7 match equivalent sessions
	Junior (midweek)	15 match equivalent sessions
South West Wiltshire	Senior (Saturday)	12 match equivalent sessions
	Senior (Sunday)	42 match equivalent sessions
	Junior (midweek)	64 match equivalent sessions
Southern Wiltshire	Senior (Saturday)	At capacity
	Senior (Sunday)	10 match equivalent sessions
	Junior (midweek)	12 match equivalent sessions
Tidworth	Senior (Saturday)	3 match equivalent sessions
	Senior (Sunday)	3 match equivalent sessions
	Junior (midweek)	5 match equivalent sessions
Trowbridge	Senior (Saturday)	At capacity
	Senior (Sunday)	40 match equivalent sessions
	Junior (midweek)	48 match equivalent sessions
Warminster	Senior (Saturday)	40 match equivalent sessions
	Senior (Sunday)	60 match equivalent sessions
	Junior (midweek)	90 match equivalent sessions
Westbury	Senior (Saturday)	12 match equivalent sessions
	Senior (Sunday)	12 match equivalent sessions
	Junior (midweek)	12 match equivalent sessions
Wiltshire	Senior (Saturday)	83 match equivalent sessions
	Senior (Sunday)	313 match equivalent sessions
	Junior (midweek)	541 match equivalent sessions

# WILTSHIRE COUNCIL PLAYING PITCH STRATEGY

Analysis area	Pitch/facility type	Current supply/demand balance
<b>Rugby union - grass pitches</b>		
Stonehenge	Senior	1.9 match equivalent sessions
Bradford-on-Avon	Senior	1.9 match equivalent sessions
Calne	Senior	0.5 match equivalent sessions
Chippenham & Villages	Senior	1.7 match equivalent session
Corsham	Senior	2.55 match equivalent sessions
Devizes	Senior	5.05 match equivalent sessions
Malmesbury	Senior	1.5 match equivalent sessions
Marlborough	Senior	3.05 match equivalent sessions
Melksham	Senior	2.65 match equivalent sessions
Pewsey	Senior	1 match equivalent session
Royal Wootton Bassett & Cricklade	Senior	1.15 match equivalent sessions
Salisbury	Senior	9.95 match equivalent sessions
South West Wiltshire	Senior	0.5 match equivalent sessions
Southern Wiltshire	Senior	At capacity
Tidworth	Senior	At capacity
Trowbridge	Senior	5.55 match equivalent sessions
Warminster	Senior	1 match equivalent session
Westbury	Senior	At capacity
<b>Wiltshire</b>	<b>Senior</b>	<b>31.6 match equivalent sessions</b>
<b>Rugby league - grass pitches</b>		
Stonehenge	Senior	No current supply or demand
Bradford-on-Avon	Senior	No current supply or demand
Calne	Senior	No current supply or demand
Chippenham & Villages	Senior	No current supply or demand
Corsham	Senior	No current supply or demand
Devizes	Senior	No current supply or demand
Malmesbury	Senior	No current supply or demand
Marlborough	Senior	No current supply or demand
Melksham	Senior	No current supply or demand
Pewsey	Senior	No current supply or demand
Royal Wootton Bassett & Cricklade	Senior	No current supply or demand
Salisbury	Senior	No current supply or demand
South West Wiltshire	Senior	No current supply or demand
Southern Wiltshire	Senior	No current supply or demand
Tidworth	Senior	No current supply or demand
Trowbridge	Senior	No current supply or demand
Warminster	Senior	No current supply or demand
Westbury	Senior	No current supply or demand
<b>Wiltshire</b>	<b>Senior</b>	<b>No current supply or demand</b>
<b>Hockey - AGPs</b>		
Stonehenge	Full size	Sufficient supply: however, quality and tenure improvements are required.
Bradford-on-Avon	Full size	Sufficient supply: however, quality and tenure improvements are required.
Calne	Full size	Sufficient supply: however, quality and tenure improvements are required.
Chippenham & Villages	Full size	Sufficient supply: however, quality and tenure improvements are required.



## WILTSHIRE COUNCIL PLAYING PITCH STRATEGY

Analysis area	Pitch/facility type	Current supply/demand balance
Corsham	Full size	Sufficient supply: however, quality and tenure improvements are required.
Devizes	Full size	Sufficient supply: however, quality and tenure improvements are required.
Malmesbury	Full size	Sufficient supply: however, quality and tenure improvements are required.
Marlborough	Full size	Sufficient supply: however, quality and tenure improvements are required.
Melksham	Full size	Sufficient supply: however, quality and tenure improvements are required.
Pewsey	Full size	Sufficient supply: however, quality and tenure improvements are required.
Royal Wootton Bassett & Cricklade	Full size	Sufficient supply: however, quality and tenure improvements are required.
Salisbury	Full size	Sufficient supply: however, quality and tenure improvements are required.
South West Wiltshire	Full size	Sufficient supply: however, quality and tenure improvements are required.
Southern Wiltshire	Full size	Sufficient supply: however, quality and tenure improvements are required.
Tidworth	Full size	Sufficient supply: however, quality and tenure improvements are required.
Trowbridge	Full size	Sufficient supply: however, quality and tenure improvements are required.
Warminster	Full size	Sufficient supply: however, quality and tenure improvements are required.
Westbury	Full size	Sufficient supply: however, quality and tenure improvements are required.
<b>Wiltshire</b>	<b>Full size</b>	<b>Sufficient supply: however, quality and tenure improvements are required.</b>

The following table identifies the quantitative findings overall across Wiltshire after taking into account future demand. This is based on a variety of factors, including population growth and club aspirations, up to the period until 2038 in line with the Council's Local Plan.

# WILTSHIRE COUNCIL PLAYING PITCH STRATEGY

Table 3.2: Future quantitative headline findings (pitch sports)

Sport	Pitch/facility type	Future supply/ demand balance (2038)
Football	Adult	Shortfall of 14.5 match equivalent sessions
	Youth 11v11	Shortfall of 24 match equivalent sessions
	Youth 9v9	Shortfall of 11.5 match equivalent sessions
	Mini 7v7	Spare capacity of 5 match equivalent sessions
	Mini 5v5	Spare capacity of 7.5 match equivalent sessions
3G pitches	11v11	Shortfall of 15 pitches
Cricket	Senior (Saturday)	Spare capacity of 53 match equivalent sessions
	Senior (Sunday)	Spare capacity of 283 match equivalent sessions
	Junior (midweek)	Spare capacity of 541 match equivalent sessions
Rugby union	Senior	Shortfall of 33.6 match equivalent sessions
Rugby league	Senior	No current supply or demand
Hockey	Full size	Sufficient supply: however, quality and tenure improvements are required.

For the other grass pitch sports (American football and Aussie rules), there is sufficient levels of supply to meet demand both currently and also when taking into consideration future demand. This being said, there is a requirement for greater levels of maintenance for the dual use rugby union pitch at Chippenham Rugby Club which caters for both rugby union and Aussie Rules demand. In addition, if the flag American football team from Salisbury City Maurauders progresses to play full contact it will need a dedicated pitch as there currently is no such provision.

## Conclusions

The existing position for all playing pitch sports is either that demand is being met or that there is a shortfall, whereas the future position shows the exacerbation of current shortfalls and the creation of additional shortfalls for some pitch/facility types and in some areas where demand is currently being met.

Where spare capacity exists or where demand is being met, this does not equate to a surplus of provision, with any spare capacity instead considered as a solution to overcoming shortfalls. As such, there is a clear need to protect all existing provision until all demand is met, or there is a requirement to replace provision to an equal or better quantity and quality before it is lost, in line with national planning policy and Sport England's Playing Fields Policy.

For the most part, the shortfalls identified could be met by better utilising current provision, such as through improving quality, pitch re-configuration, installing additional sports lighting, enabling access to existing unused provision, such as at unavailable school sites, and bringing disused sites back into use. That being said, there could be a need for some new provision in specific areas to completely alleviate existing and future deficits given the considerable shortfalls identified, especially for football, cricket and rugby union where current shortfalls are significant. This will also be necessary where other forms of eradicating the shortfalls are not possible (e.g., financially) or where they are not the preferred approach.

In relation to football, there is also a specific shortfall of 3G pitches that can only be met through increased provision. This is also a particularly large deficit that is identified in 17 of the 18 analysis areas.

## PART 4: SPORT SPECIFIC ISSUES SCENARIOS AND RECOMMENDATIONS

In this section, in order to help develop actions for each sport and to understand their potential impact, a number of relevant scenario questions are tested against the findings evidenced in the preceding Assessment Report for each sport. This then informs sport specific recommendations.

The included scenarios focus on the impact that they will have on the shortfalls and key issues identified and how they can be overcome. **However, whilst each can improve the picture to a greater or lesser extent, it should be noted that carrying out some scenarios to the fullest degree is likely to be unviable and that a combination of actions will instead be required to ensure that all current and future demand can be met.**

### Football – grass pitches

#### *Assessment Report summary*

##### **Football – supply and demand summary**

- Actual spare capacity totals 36.5 match equivalent sessions per week across 57 pitches, whilst 59 pitches across 45 sites are overplayed by a combined total of 69 match equivalent sessions per week.
- There is a current shortfall of adult, youth 11v11 and youth 9v9 pitch capacity, with overall spare capacity identified on mini 7v7 and mini 5v5 pitches.
- When factoring in future demand, the overall shortfalls worsen, although the spare capacity on the mini pitches remains despite being reduced.

##### **Football – supply summary**

- The audit identifies a total of 477 grass football pitches within Wiltshire across 215 sites, with 309 pitches across 126 sites identified as being available for community use.
- There are also a large number of disused football pitches across Wiltshire.
- Tenure of football sites in Wiltshire is generally secure, although not at most educational and MOD sites.
- Of the pitches that are available for community use, 48 are assessed as good quality, 126 as standard quality and 135 as poor quality.
- Of the 126 sites used for community football, 17 (13%) are serviced by good quality ancillary facilities, 47 (37%) by standard quality facilities and 50 (40%) by poor quality facilities.
- The remaining 12 sites (10%) are not serviced by onsite clubhouse/changing room provision and therefore have no rating provided.

##### **Football – demand summary**

- There are 861 teams from across 131 affiliated clubs playing regular, competitive matches on football pitches within Wiltshire, with this consisting of 136 adult men's, 14 adult women's, 361 youth boys', 64 youth girls' and 286 mini teams.
- 14 clubs play within the men's national league system and have to adhere to ground grading, whilst three clubs play within the female national league pyramid.
- The only known imported demand into Wiltshire is from Swindon Town FC - the Club uses Beversbrook Sports Facility, which is its training ground.
- Salisbury Youth FC has a number of its teams competing in youth football leagues in Hampshire, with this representing exported demand.
- Clarendon Juniors FC reports that it currently operates a waiting list of players wishing to join the Club within already established teams (unmet demand).
- Future demand from population growth projects an increase of four men's, three youth 11v11, two youth 9v9 and one mini 7v7 teams.
- Of responding clubs, 16 report aspirations to increase the number of teams they provide.

# WILTSHIRE COUNCIL PLAYING PITCH STRATEGY

## Scenarios

### *Improving pitch quality / addressing overplay*

In total, there are 59 pitches in Wiltshire across 45 sites that are overplayed by a combined total of 69 match equivalent sessions per week. Improving quality of such provision will increase capacity across the sites and as a consequence reduce both current and future shortfalls.

To illustrate the above, Table 4.1 highlights that the large majority of existing overplay would be alleviated if quality improved to good at each site. As a reminder, the capacity rating for each type and quality rating is:

Adult pitches		Youth pitches		Mini pitches	
Pitch quality	Matches per week	Pitch quality	Matches per week	Pitch quality	Matches per week
Good	3	Good	4	Good	6
Standard	2	Standard	2	Standard	4
Poor	1	Poor	1	Poor	2

*Table 4.1: Overplay if all pitches were good quality (match equivalent sessions)*

Site ID	Site name	Analysis area	Pitch type	No. of pitches	Current quality	Current capacity rating	Good quality capacity rating
3	Alderbury Football Club	Southern Wiltshire	Adult	1	Standard	1	0
15	Archers Gate Centenary Pavilion	Stonehenge	Adult	1	Poor	0.5	1.5
15	Archers Gate Centenary Pavilion	Stonehenge	Youth (9v9)	1	Poor	1.5	1.5
24	Barrys Field	Southern Wiltshire	Youth (11v11)	2	Standard	0.5	3.5
31	Beversbrook Sports Facility	Calne	Youth (11v11)	2	Standard	4	0
42	Bowood Sports Ground	Calne	Youth (11v11)	1	Good	0.5	0.5
46	Bradon Forest School	Royal Wootton Bassett & Cricklade	Youth (9v9)	1	Standard	0.5	1.5
49	Brian White Head Sports & Social Club	Southern Wiltshire	Adult	1	Poor	3.5	1.5
61	Castle Combe Sports Field	Chippenham & Villages	Youth (11v11)	1	Standard	1	1
89	Corsham Town Football Club	Corsham	Adult	1	Poor	0.5	1.5
100	Daykin Estates Ground	Trowbridge	Youth (11v11)	1	Standard	1.5	0.5

# WILTSHIRE COUNCIL PLAYING PITCH STRATEGY

Site ID	Site name	Analysis area	Pitch type	No. of pitches	Current quality	Current capacity rating	Good quality capacity rating
100	Daykin Estates Ground	Trowbridge	Youth (9v9)	1	Standard	0.5	1.5
114	Durrington Recreation Ground	Stonehenge	Adult	1	Poor	0.5	1.5
116	Elcot Lane Playing Field	Marlborough	Youth (9v9)	1	Poor	0.5	2.5
127	Forest Community Centre	Melksham	Adult	1	Poor	0.5	1.5
130	Gerard Buxton Sports Ground	Royal Wootton Bassett & Cricklade	Youth (11v11)	1	Good	2	2
130	Gerard Buxton Sports Ground	Royal Wootton Bassett & Cricklade	Youth (9v9)	1	Good	0.5	0.5
136	Green Lane Playing Fields	Devizes	Youth (11v11)	1	Standard	1	1
136	Green Lane Playing Fields	Devizes	Youth (9v9)	1	Standard	1	1
150	High Road Playing Fields	Malmesbury	Youth (11v11)	1	Poor	1.5	1.5
150	High Road Playing Fields	Malmesbury	Youth (9v9)	1	Poor	1	2
181	Laverstock & Ford Sports Club	Southern Wiltshire	Adult	1	Standard	1.5	0.5
184	Leafy Lane Playing Fields	Corsham	Youth (9v9)	1	Standard	0.5	1.5
191	Ludgershall Sports & Social Club Football Ground	Tidworth	Adult	1	Poor	1	1
195	Malmesbury Victoria Football Club	Malmesbury	Adult	1	Poor	0.5	1.5
201	Marlborough Town Football Club	Marlborough	Adult	1	Poor	0.5	1.5
206	Mere Peace Memorial Sports & Recreation Ground	South West Wiltshire	Adult	1	Poor	1	1
208	Middle Street Meadow	Salisbury	Youth (11v11)	1	Poor	3.5	0.5
218	Netherhampton Road	South West Wiltshire	Adult	2	Standard	2	0
225	Nunton Recreation Ground	Southern Wiltshire	Adult	1	Poor	1.5	0.5

## WILTSHIRE COUNCIL PLAYING PITCH STRATEGY

Site ID	Site name	Analysis area	Pitch type	No. of pitches	Current quality	Current capacity rating	Good quality capacity rating
228	Nursted Road	Devizes	Adult	1	Good	1	1
236	Pewsey Old Hospital Pitches	Pewsey	Youth (9v9)	1	Poor	0.5	2.5
244	Princecroft Primary School	Warminster	Youth (9v9)	1	Poor	1	2
248	Queen Elizabeth II Diamond Jubilee Field (Melksham)	Melksham	Adult	1	Standard	1	0
248	Queen Elizabeth II Diamond Jubilee Field (Melksham)	Melksham	Youth (9v9)	2	Standard	1	3
251	Ramsbury Recreation Centre	Marlborough	Youth (9v9)	1	Standard	2.5	0.5
253	Redland Lane	Westbury	Youth (11v11)	1	Standard	0.5	1.5
254	Redlynch Recreation Ground	Southern Wiltshire	Adult	2	Poor	0.5	3.5
261	Salisbury Road Recreation Ground	Marlborough	Youth (9v9)	1	Poor	2.5	0.5
267	School Lane Playing Field	Bradford-on-Avon	Youth (11v11)	1	Poor	1	2
281	South Newton Rec	Stonehenge	Adult	1	Poor	1.5	0.5
281	South Newton Rec	Stonehenge	Youth (9v9)	1	Poor	1	2
299	St Laurence School	Bradford-on-Avon	Youth (11v11)	2	Poor	1.5	4.5
310	Stanley Park Sports Ground	Chippenham & Villages	Youth (9v9)	1	Good	1.5	1.5
314	Studley Green Community Centre	Trowbridge	Adult	1	Poor	3	1
314	Studley Green Community Centre	Trowbridge	Youth (11v11)	1	Poor	6.5	3.5
328	The Elisha Field	Devizes	Youth (11v11)	1	Poor	0.5	2.5
343	Tidworth Town Football Club Homeground	Tidworth	Adult	1	Poor	0.5	1.5
343	Tidworth Town Football Club Homeground	Tidworth	Youth (9v9)	1	Poor	0.5	2.5
349	Victoria Park (Salisbury)	Salisbury	Adult	1	Poor	2	0

## WILTSHIRE COUNCIL PLAYING PITCH STRATEGY

Site ID	Site name	Analysis area	Pitch type	No. of pitches	Current quality	Current capacity rating	Good quality capacity rating
350	Victory Field Recreation Ground	Bradford-on-Avon	Youth (9v9)	1	Poor	1.5	1.5
360	Warminster Town Football Club	Warminster	Adult	1	Poor	1	1
362	West Lavington Playing Field	Devizes	Adult	1	Poor	0.5	1.5

As seen, most overplayed pitches could accommodate current demand if quality improved to good. Only 11 of the currently overplayed pitches would still display a shortfall even if quality is maximised, with these identified at:

- ✦ Bowood Sports Ground
- ✦ Brian White Head Sports & Social Club
- ✦ Gerard Buxton Sports Ground
- ✦ Laverstock & Ford Sports Club
- ✦ Middle Street Meadow
- ✦ Nursteed Road
- ✦ Ramsbury Recreation Centre
- ✦ Stanley Park Sports Ground
- ✦ Studley Green Community Centre

At Bowood Sports Ground, Gerard Buxton Sports Ground, Nursteed Road and Stanley Park Sports Ground, deficits remain as quality is already good, whereas overplay remains at the remaining sites due to particularly high levels of demand. In such examples, steps should be taken to transfer some demand to alternative sites with actual spare capacity.

Improving quality as set out above will eradicate existing pitch shortfalls across adult, and youth 9v9 pitches on a Authority-wide basis, with overall spare capacity therefore created on all pitch types other than youth 11v11 (a shortfall of three match equivalent sessions will remain). Furthermore, only localised shortfalls will remain in the Calne (youth 11v11), Chippenham & Villages (youth 9v9), Devizes (adult), Royal Wootton Bassett & Cricklade (adult and youth 11v11), Southern Wiltshire (adult and youth 11v11) and Trowbridge (adult and youth 11v11) analysis areas.

Table 4.2: Impact on supply and demand if quality of overplayed pitches improved to good

Analysis area	Pitch type	Current supply/ demand balance (match equivalent sessions)	Potential supply/ demand balance (match equivalent sessions)
Stonehenge	Adult	2.5	0.5
	Youth 11v11	0	0
	Youth 9v9	2.5	0
	Mini 7v7	0	0
	Mini 5v5	0	0
Bradford-on-Avon	Adult	0.5	0.5
	Youth 11v11	2.5	0
	Youth 9v9	1.5	0
	Mini 7v7	0	0
	Mini 5v5	0	0

# WILTSHIRE COUNCIL PLAYING PITCH STRATEGY

Analysis area	Pitch type	Current supply/ demand balance (match equivalent sessions)	Potential supply/ demand balance (match equivalent sessions)
Calne	Adult	2.5	2.5
	Youth 11v11	4.5	0.5
	Youth 9v9	0	0
	Mini 7v7	1.5	1.5
	Mini 5v5	0.5	0.5
Chippenham & Villages	Adult	1.5	1.5
	Youth 11v11	1	0
	Youth 9v9	1.5	1.5
	Mini 7v7	0	0
	Mini 5v5	1	1
Corsham	Adult	3.5	4
	Youth 11v11	0	0
	Youth 9v9	0	0.5
	Mini 7v7	1	1
	Mini 5v5	1	1
Devizes	Adult	1.5	1
	Youth 11v11	1.5	0
	Youth 9v9	1	0
	Mini 7v7	0	0
	Mini 5v5	0	0
Malmesbury	Adult	0.5	0
	Youth 11v11	1.5	0
	Youth 9v9	0.5	1.5
	Mini 7v7	2	2
	Mini 5v5	2	2
Marlborough	Adult	0.5	0
	Youth 11v11	1	1
	Youth 9v9	5.5	2
	Mini 7v7	0	0
	Mini 5v5	0	0
Melksham	Adult	1	0.5
	Youth 11v11	0.5	0.5
	Youth 9v9	0.5	0.5
	Mini 7v7	0	0
	Mini 5v5	1.5	1.5
Pewsey	Adult	1	1
	Youth 11v11	0.5	0.5
	Youth 9v9	0.5	0
	Mini 7v7	0	0
	Mini 5v5	0	0
Royal Wootton Bassett & Cricklade	Adult	0	0
	Youth 11v11	1	1
	Youth 9v9	1	0.5
	Mini 7v7	0	0
	Mini 5v5	0	0



## WILTSHIRE COUNCIL PLAYING PITCH STRATEGY

Analysis area	Pitch type	Current supply/ demand balance (match equivalent sessions)	Potential supply/ demand balance (match equivalent sessions)
Salisbury	Adult	1	1
	Youth 11v11	3.5	0
	Youth 9v9	0	0
	Mini 7v7	0	0
	Mini 5v5	0	0
South West Wiltshire	Adult	3	1
	Youth 11v11	0	0
	Youth 9v9	1	1
	Mini 7v7	0	0
	Mini 5v5	0	0
Southern Wiltshire	Adult	8	4.5
	Youth 11v11	0.5	0.5
	Youth 9v9	3	3
	Mini 7v7	1	1
	Mini 5v5	1.5	1.5
Tidworth	Adult	1.5	0
	Youth 11v11	0	0
	Youth 9v9	0.5	0
	Mini 7v7	0	0
	Mini 5v5	0	0
Trowbridge	Adult	2.5	0.5
	Youth 11v11	8	3.5
	Youth 9v9	0.5	0
	Mini 7v7	0	0
	Mini 5v5	0	0
Warminster	Adult	0	1
	Youth 11v11	0	0
	Youth 9v9	1	0
	Mini 7v7	0	0
	Mini 5v5	0	0
Westbury	Adult	0.5	0.5
	Youth 11v11	0.5	0.5
	Youth 9v9	1	1
	Mini 7v7	0	0
	Mini 5v5	0	0
<b>Wiltshire</b>	<b>Adult</b>	<b>12.5</b>	<b>8</b>
	<b>Youth 11v11</b>	<b>22.5</b>	<b>3</b>
	<b>Youth 9v9</b>	<b>10.5</b>	<b>7</b>
	<b>Mini 7v7</b>	<b>5.5</b>	<b>5.5</b>
	<b>Mini 5v5</b>	<b>7.5</b>	<b>7.5</b>

In addition, the future shortfall of adult and youth 9v9 pitches would also be eradicated and spare capacity would be produced. This means that, like with current demand, only a small future shortfall would remain on youth 11v11 pitches. This is shown in the table below.

# WILTSHIRE COUNCIL PLAYING PITCH STRATEGY

Table 4.3: Future supply and demand if quality improved of overplayed sites to good

Pitch type	Demand (match equivalent sessions)	
	Future total	Potential future total
Adult	14.5	6
Youth 11v11	24	4.5
Youth 9v9	11.5	6
Mini 7v7	5	5
Mini 5v5	7.5	7.5

### Providing security of tenure

Currently, 27.5 match equivalent sessions per week are played on unsecured pitches across Wiltshire. The following unsecure sites currently offer community use:

- ✦ Boscombe Down Sports Field
- ✦ Brandon Forest School
- ✦ Land Warfare Centre (Site 1)
- ✦ Larkhill Sports Ground
- ✦ Marlborough Road Pitches
- ✦ MOD Lyneham
- ✦ New Close Primary School
- ✦ Notton House School
- ✦ Princecroft Primary School
- ✦ Sarum Academy
- ✦ Sheldon School
- ✦ Somme Road – Aspire Defence Ground
- ✦ Southbroom St James Academy
- ✦ St Laurence School
- ✦ Tidworth Oval
- ✦ Walwayne Court School
- ✦ Kingdown School Playing Field

If these sites were to fall out of use, shortfalls would exacerbate on adult and youth pitches, whilst spare capacity would diminish on mini pitches. This would have a significant impact, as further shown in the table below. Some form of deficit would exist in each analysis area.

Table 4.4: Current supply and demand balance without unsecure sites

Analysis area	Pitch type	Current supply/ demand balance (match equivalent sessions)	Potential supply/ demand balance (match equivalent sessions)
Stonehenge	Adult	2.5	5
	Youth 11v11	0	1
	Youth 9v9	2.5	3.5
	Mini 7v7	0	1.5
	Mini 5v5	0	1.5
Bradford-on-Avon	Adult	0.5	0.5
	Youth 11v11	2.5	5
	Youth 9v9	1.5	1.5
	Mini 7v7	0	0
	Mini 5v5	0	0

# WILTSHIRE COUNCIL PLAYING PITCH STRATEGY

Analysis area	Pitch type	Current supply/ demand balance (match equivalent sessions)	Potential supply/ demand balance (match equivalent sessions)
Calne	Adult	2.5	2.5
	Youth 11v11	4.5	4.5
	Youth 9v9	0	0
	Mini 7v7	1.5	1.5
	Mini 5v5	0.5	0.5
Chippenham & Villages	Adult	1.5	1.5
	Youth 11v11	1	3
	Youth 9v9	1.5	1.5
	Mini 7v7	0	0
	Mini 5v5	1	1
Corsham	Adult	3.5	3.5
	Youth 11v11	0	0.5
	Youth 9v9	0	0
	Mini 7v7	1	0
	Mini 5v5	1	1
Devizes	Adult	1.5	1.5
	Youth 11v11	1.5	2
	Youth 9v9	1	1
	Mini 7v7	0	0
	Mini 5v5	0	0
Malmesbury	Adult	0.5	0.5
	Youth 11v11	1.5	1.5
	Youth 9v9	0.5	0.5
	Mini 7v7	2	2
	Mini 5v5	2	2
Marlborough	Adult	0.5	0.5
	Youth 11v11	1	1
	Youth 9v9	5.5	5.5
	Mini 7v7	0	0
	Mini 5v5	0	0
Melksham	Adult	1	1
	Youth 11v11	0.5	0.5
	Youth 9v9	0.5	0.5
	Mini 7v7	0	0
	Mini 5v5	1.5	1.5
Pewsey	Adult	1	1
	Youth 11v11	0.5	0.5
	Youth 9v9	0.5	0.5
	Mini 7v7	0	0
	Mini 5v5	0	0
Royal Wootton Bassett & Cricklade	Adult	0	1.5
	Youth 11v11	1	1
	Youth 9v9	1	2.5
	Mini 7v7	0	1
	Mini 5v5	0	0.5

## WILTSHIRE COUNCIL PLAYING PITCH STRATEGY

Analysis area	Pitch type	Current supply/ demand balance (match equivalent sessions)	Potential supply/ demand balance (match equivalent sessions)
Salisbury	Adult	1	1.5
	Youth 11v11	3.5	3.5
	Youth 9v9	0	1
	Mini 7v7	0	0
	Mini 5v5	0	0
South West Wiltshire	Adult	3	3
	Youth 11v11	0	0
	Youth 9v9	1	1
	Mini 7v7	0	0
	Mini 5v5	0	0
Southern Wiltshire	Adult	8	8
	Youth 11v11	0.5	0.5
	Youth 9v9	3	3
	Mini 7v7	1	1
	Mini 5v5	1.5	1.5
Tidworth	Adult	1.5	2.5
	Youth 11v11	0	0
	Youth 9v9	0.5	0.5
	Mini 7v7	0	0
	Mini 5v5	0	0
Trowbridge	Adult	2.5	2.5
	Youth 11v11	8	8
	Youth 9v9	0.5	0.5
	Mini 7v7	0	0
	Mini 5v5	0	1
Warminster	Adult	0	2
	Youth 11v11	0	0
	Youth 9v9	1	2
	Mini 7v7	0	0.5
	Mini 5v5	0	0
Westbury	Adult	0.5	0.5
	Youth 11v11	0.5	0.5
	Youth 9v9	1	1
	Mini 7v7	0	0
	Mini 5v5	0	0
<b>Wiltshire</b>	<b>Adult</b>	<b>12.5</b>	<b>20</b>
	<b>Youth 11v11</b>	<b>22.5</b>	<b>29</b>
	<b>Youth 9v9</b>	<b>10.5</b>	<b>17</b>
	<b>Mini 7v7</b>	<b>5.5</b>	<b>1.5</b>
	<b>Mini 5v5</b>	<b>7.5</b>	<b>4.5</b>

In addition, as shown in the following table, the future shortfalls on adult, youth 11v11 and youth 9v9 pitches would exacerbate and spare capacity would further reduce on mini 7v7 pitches.

# WILTSHIRE COUNCIL PLAYING PITCH STRATEGY

Table 4.5: Future supply and demand without unsecured sites

Pitch type	Demand (match equivalent sessions)	
	Future total	Potential future total
Adult	14.5	22
Youth 11v11	24	30.5
Youth 9v9	11.5	18
Mini 7v7	5	1
Mini 5v5	7.5	4.5

Conversely, 25 match equivalent sessions of spare capacity per week are currently discounted due to the sites having unsecure tenure. As such, securing tenure across all sites would provide increased levels of actual spare capacity which would then reduce existing shortfalls.

Table 4.6: Current supply and demand balance with all sites secured

Analysis area	Pitch type	Current supply/ demand balance (match equivalent sessions)	Potential supply/ demand balance (match equivalent sessions)
Stonehenge	Adult	2.5	0.5
	Youth 11v11	0	1
	Youth 9v9	2.5	2
	Mini 7v7	0	0
	Mini 5v5	0	0
Bradford-on-Avon	Adult	0.5	1.5
	Youth 11v11	2.5	2.5
	Youth 9v9	1.5	1.5
	Mini 7v7	0	0
	Mini 5v5	0	0
Calne	Adult	2.5	2.5
	Youth 11v11	4.5	4.5
	Youth 9v9	0	0
	Mini 7v7	1.5	1.5
	Mini 5v5	0.5	0.5
Chippenham & Villages	Adult	1.5	1.5
	Youth 11v11	1	1
	Youth 9v9	1.5	1.5
	Mini 7v7	0	0
	Mini 5v5	1	1
Corsham	Adult	3.5	3.5
	Youth 11v11	0	0.5
	Youth 9v9	0	0
	Mini 7v7	1	1
	Mini 5v5	1	2
Devizes	Adult	1.5	0.5
	Youth 11v11	1.5	1.5
	Youth 9v9	1	1
	Mini 7v7	0	0
	Mini 5v5	0	0

# WILTSHIRE COUNCIL PLAYING PITCH STRATEGY

Analysis area	Pitch type	Current supply/ demand balance (match equivalent sessions)	Potential supply/ demand balance (match equivalent sessions)
Malmesbury	Adult	0.5	0.5
	Youth 11v11	1.5	1.5
	Youth 9v9	0.5	0.5
	Mini 7v7	2	2
	Mini 5v5	2	2
Marlborough	Adult	0.5	0.5
	Youth 11v11	1	1
	Youth 9v9	5.5	5.5
	Mini 7v7	0	0
	Mini 5v5	0	0
Melksham	Adult	1	1
	Youth 11v11	0.5	0.5
	Youth 9v9	0.5	0.5
	Mini 7v7	0	0
	Mini 5v5	1.5	1.5
Pewsey	Adult	1	1
	Youth 11v11	0.5	0.5
	Youth 9v9	0.5	0.5
	Mini 7v7	0	0
	Mini 5v5	0	0
Royal Wootton Bassett & Cricklade	Adult	0	4.5
	Youth 11v11	1	0
	Youth 9v9	1	1
	Mini 7v7	0	0
	Mini 5v5	0	0
Salisbury	Adult	1	0
	Youth 11v11	3.5	3.5
	Youth 9v9	0	0
	Mini 7v7	0	0
	Mini 5v5	0	0
South West Wiltshire	Adult	3	3
	Youth 11v11	0	0
	Youth 9v9	1	1
	Mini 7v7	0	0
	Mini 5v5	0	0
Southern Wiltshire	Adult	8	8
	Youth 11v11	0.5	0.5
	Youth 9v9	3	3
	Mini 7v7	1	1
	Mini 5v5	1.5	1.5
Tidworth	Adult	1.5	0.5
	Youth 11v11	0	0
	Youth 9v9	0.5	0.5
	Mini 7v7	0	0
	Mini 5v5	0	0

# WILTSHIRE COUNCIL PLAYING PITCH STRATEGY

Analysis area	Pitch type	Current supply/ demand balance (match equivalent sessions)	Potential supply/ demand balance (match equivalent sessions)
Trowbridge	Adult	2.5	2.5
	Youth 11v11	8	8
	Youth 9v9	0.5	0.5
	Mini 7v7	0	0
	Mini 5v5	0	0
Warminster	Adult	0	3.5
	Youth 11v11	0	0
	Youth 9v9	1	1
	Mini 7v7	0	0
	Mini 5v5	0	0
Westbury	Adult	0.5	0.5
	Youth 11v11	0.5	0.5
	Youth 9v9	1	1
	Mini 7v7	0	0
	Mini 5v5	0	0
Wiltshire	<b>Adult</b>	<b>12.5</b>	<b>6</b>
	<b>Youth 11v11</b>	<b>22.5</b>	<b>17.5</b>
	<b>Youth 9v9</b>	<b>10.5</b>	<b>10</b>
	<b>Mini 7v7</b>	<b>5.5</b>	<b>5.5</b>
	<b>Mini 5v5</b>	<b>7.5</b>	<b>8.5</b>

Across Wiltshire as a whole, securing tenure across all provision would eradicate adult pitch shortfalls and reduce youth 11v11 and youth 9v9 deficits. It would also slightly increase overall spare capacity on mini 5v5 pitches whilst mini 7v7 pitches will remain the same level of spare capacity.

Table 4.7: Future supply and demand with tenure secured at all sites

Pitch type	Demand (match equivalent sessions)	
	Future total	Potential future total
Adult	14.5	4
Youth 11v11	24	19
Youth 9v9	11.5	11
Mini 7v7	5	5
Mini 5v5	7.5	8.5

### Increasing community use

Currently, a large number of pitches are unavailable for community use, predominately at school and MOD sites. This equates to 168 pitches at 89 sites, all of which could provide actual spare capacity if they were made available. The impact of making all pitches accessible to the community (and with secured tenure) is shown in the table below.

Only localised shortfalls would exist on youth pitches in the Stonehenge, Bradford-on-Avon, Calne, Chippenham & Villages, Devizes, Marlborough, Melksham, Pewsey, Royal Wootton Bassett & Crickdale, Salisbury, Tidworth and Trowbridge analysis areas in addition to adult shortfalls in the Melksham, South West Wiltshire and Southern Wiltshire analysis areas.

# WILTSHIRE COUNCIL PLAYING PITCH STRATEGY

Table 4.8: Current supply and demand balance with all sites available to the community

Analysis area	Pitch type	Current supply/ demand balance (match equivalent sessions)	Potential supply/ demand balance (match equivalent sessions)
Stonehenge	Adult	2.5	1.5
	Youth 11v11	0	0
	Youth 9v9	2.5	2.5
	Mini 7v7	0	1
	Mini 5v5	0	3
Bradford-on-Avon	Adult	0.5	0.5
	Youth 11v11	2.5	2.5
	Youth 9v9	1.5	1.5
	Mini 7v7	0	0
Calne	Adult	2.5	5.5
	Youth 11v11	4.5	3.5
	Youth 9v9	0	3
	Mini 7v7	1.5	3.5
	Mini 5v5	0.5	1.5
Chippenham & Villages	Adult	1.5	3.5
	Youth 11v11	1	0
	Youth 9v9	1.5	0.5
	Mini 7v7	0	4
	Mini 5v5	1	6
Corsham	Adult	3.5	8.5
	Youth 11v11	0	0
	Youth 9v9	0	0
	Mini 7v7	1	1
	Mini 5v5	1	3
Devizes	Adult	1.5	5.5
	Youth 11v11	1.5	1.5
	Youth 9v9	1	3
	Mini 7v7	0	0
	Mini 5v5	0	7
Malmesbury	Adult	0.5	8.5
	Youth 11v11	1.5	2.5
	Youth 9v9	0.5	2.5
	Mini 7v7	2	3
	Mini 5v5	2	14
Marlborough	Adult	0.5	1.5
	Youth 11v11	1	1
	Youth 9v9	5.5	5.5
	Mini 7v7	0	0
	Mini 5v5	0	0
Melksham	Adult	1	1
	Youth 11v11	0.5	0.5
	Youth 9v9	0.5	0.5
	Mini 7v7	0	1
	Mini 5v5	1.5	1.5



# WILTSHIRE COUNCIL PLAYING PITCH STRATEGY

Analysis area	Pitch type	Current supply/ demand balance (match equivalent sessions)	Potential supply/ demand balance (match equivalent sessions)
Pewsey	Adult	1	1
	Youth 11v11	0.5	0.5
	Youth 9v9	0.5	0.5
	Mini 7v7	0	2
	Mini 5v5	0	3
Royal Wootton Bassett & Cricklade	Adult	0	1
	Youth 11v11	1	1
	Youth 9v9	1	0
	Mini 7v7	0	1
	Mini 5v5	0	6
Salisbury	Adult	1	3
	Youth 11v11	3.5	3.5
	Youth 9v9	0	1
	Mini 7v7	0	2
	Mini 5v5	0	3
South West Wiltshire	Adult	3	3
	Youth 11v11	0	2
	Youth 9v9	1	3
	Mini 7v7	0	0
	Mini 5v5	0	1
Southern Wiltshire	Adult	8	6
	Youth 11v11	0.5	1.5
	Youth 9v9	3	3
	Mini 7v7	1	4
	Mini 5v5	1.5	4.5
Tidworth	Adult	1.5	1.5
	Youth 11v11	0	0
	Youth 9v9	0.5	0.5
	Mini 7v7	0	1
	Mini 5v5	0	0
Trowbridge	Adult	2.5	2.5
	Youth 11v11	8	8
	Youth 9v9	0.5	0.5
	Mini 7v7	0	2
	Mini 5v5	0	7
Warminster	Adult	0	7
	Youth 11v11	0	1
	Youth 9v9	1	0
	Mini 7v7	0	2
	Mini 5v5	0	0
Westbury	Adult	0.5	0.5
	Youth 11v11	0.5	1.5
	Youth 9v9	1	3
	Mini 7v7	0	0
	Mini 5v5	0	0

## WILTSHIRE COUNCIL PLAYING PITCH STRATEGY

Analysis area	Pitch type	Current supply/ demand balance (match equivalent sessions)	Potential supply/ demand balance (match equivalent sessions)
Wiltshire	Adult	12.5	40.5
	Youth 11v11	22.5	9.5
	Youth 9v9	10.5	8
	Mini 7v7	5.5	27.5
	Mini 5v5	7.5	61.5

As seen, overall, only youth 11v11 shortfalls would remain (albeit significantly reduced), thus evidencing the substantial impact that this would have.

Table 4.9: Future supply and demand with tenure secured at all sites

Pitch type	Demand (match equivalent sessions)	
	Future total	Potential future total
Adult	14.5	38.5
Youth 11v11	24	11.5
Youth 9v9	11.5	7
Mini 7v7	5	27
Mini 5v5	7.5	61.5

As it is likely to be unfeasible to gain access to all sites, priority should be placed on sites that provide multiple pitches as this would have the greatest impact on meeting demand, particularly where adult, youth 11v11 and youth 9v9 pitches are provided given the existing shortfalls that exist. There is no overarching need for access to additional mini 7v7 or mini 5v5 pitches given that spare capacity is already presented.

### Bringing disused pitches back into use

There are 54 sites that are either active sites which previously accommodated grass football pitches, or that are now completely disused. Combined, these previously provided 71 football pitches, which is a considerable number.

The impact of bringing all football pitches back into use across the sites is shown in the table below, based on what was supplied at the venues prior to them falling out of use. As seen, significant spare capacity will be created on adult pitches across Wiltshire, whilst shortfalls on youth 11v11 and youth 9v9 will be reduced. Overall spare capacity increases on both mini 7v7 and mini 5v5 pitch types.

Table 4.10: Impact of bringing disused pitches back into use

Analysis area	Pitch type	Current supply/ demand balance (match equivalent sessions)	Potential supply/ demand balance (match equivalent sessions)
Stonehenge	Adult	2.5	1.5
	Youth 11v11	0	1
	Youth 9v9	2.5	2.5
	Mini 7v7	0	0
	Mini 5v5	0	0
Bradford-on-Avon	Adult	0.5	3.5
	Youth 11v11	2.5	0.5
	Youth 9v9	1.5	0.5

# WILTSHIRE COUNCIL PLAYING PITCH STRATEGY

Analysis area	Pitch type	Current supply/ demand balance (match equivalent sessions)	Potential supply/ demand balance (match equivalent sessions)
	Mini 7v7	0	5
	Mini 5v5	0	1
Calne	Adult	2.5	5.5
	Youth 11v11	4.5	4.5
	Youth 9v9	0	0
	Mini 7v7	1.5	1.5
	Mini 5v5	0.5	0.5
Chippenham & Villages	Adult	1.5	1.5
	Youth 11v11	1	0
	Youth 9v9	1.5	1.5
	Mini 7v7	0	0
Corsham	Adult	3.5	3.5
	Youth 11v11	0	1
	Youth 9v9	0	0
	Mini 7v7	1	1
	Mini 5v5	1	4
Devizes	Adult	1.5	1.5
	Youth 11v11	1.5	1.5
	Youth 9v9	1	1
	Mini 7v7	0	1
	Mini 5v5	0	0
Malmesbury	Adult	0.5	0.5
	Youth 11v11	1.5	1.5
	Youth 9v9	0.5	0.5
	Mini 7v7	2	2
	Mini 5v5	2	5
Marlborough	Adult	0.5	0.5
	Youth 11v11	1	1
	Youth 9v9	5.5	5.5
	Mini 7v7	0	0
	Mini 5v5	0	0
Melksham	Adult	1	0
	Youth 11v11	0.5	3.5
	Youth 9v9	0.5	0.5
	Mini 7v7	0	0
	Mini 5v5	1.5	2.5
Pewsey	Adult	1	5
	Youth 11v11	0.5	1.5
	Youth 9v9	0.5	0.5
	Mini 7v7	0	2
	Mini 5v5	0	0
Royal Wootton Bassett & Cricklade	Adult	0	4
	Youth 11v11	1	1
	Youth 9v9	1	1
	Mini 7v7	0	1
	Mini 5v5	0	1

## WILTSHIRE COUNCIL PLAYING PITCH STRATEGY

Analysis area	Pitch type	Current supply/ demand balance (match equivalent sessions)	Potential supply/ demand balance (match equivalent sessions)
Salisbury	Adult	1	0
	Youth 11v11	3.5	2.5
	Youth 9v9	0	0
	Mini 7v7	0	0
	Mini 5v5	0	0
South West Wiltshire	Adult	3	1
	Youth 11v11	0	1
	Youth 9v9	1	1
	Mini 7v7	0	0
	Mini 5v5	0	0
Southern Wiltshire	Adult	8	8
	Youth 11v11	0.5	0.5
	Youth 9v9	3	3
	Mini 7v7	1	1
	Mini 5v5	1.5	2.5
Tidworth	Adult	1.5	1.5
	Youth 11v11	0	1
	Youth 9v9	0.5	0.5
	Mini 7v7	0	2
	Mini 5v5	0	2
Trowbridge	Adult	2.5	1.5
	Youth 11v11	8	8
	Youth 9v9	0.5	0.5
	Mini 7v7	0	0
	Mini 5v5	0	0
Warminster	Adult	0	2
	Youth 11v11	0	2
	Youth 9v9	1	1
	Mini 7v7	0	1
	Mini 5v5	0	1
Westbury	Adult	0.5	0.5
	Youth 11v11	0.5	0.5
	Youth 9v9	1	1
	Mini 7v7	0	0
	Mini 5v5	0	1
<b>Wiltshire</b>	<b>Adult</b>	<b>12.5</b>	<b>13.5</b>
	<b>Youth 11v11</b>	<b>22.5</b>	<b>7.5</b>
	<b>Youth 9v9</b>	<b>10.5</b>	<b>6.5</b>
	<b>Mini 7v7</b>	<b>5.5</b>	<b>17.5</b>
	<b>Mini 5v5</b>	<b>7.5</b>	<b>20.5</b>

In addition, only future shortfalls would remain on youth 11v11 and youth 9v9 pitches, albeit both at reduced levels. Significant spare capacity exists on adult, mini 7v7 and mini 5v5 pitches.

## WILTSHIRE COUNCIL PLAYING PITCH STRATEGY

Table 4.11: Future supply and demand with disused sites brought back into use

Pitch type	Demand (match equivalent sessions)	
	Future total	Potential future total
Adult	14.5	11.5
Youth 11v11	24	9
Youth 9v9	11.5	7.5
Mini 7v7	5	17
Mini 5v5	7.5	20.5

### Actioning all of the above scenarios

Via a combination of improving pitch quality, securing tenure, increasing community access and bringing disused sites back into use, all current shortfalls in Wiltshire would be alleviated overall and considerable spare capacity would be provided across the pitch types. This is especially the case in relation to adult provision. In addition, only minimal localised shortfalls would remain in the Chippenham & Village (youth 9v9), Southern Wiltshire (adult) and Trowbridge (youth 11v11) analysis areas.

Table 4.12: Current supply and demand balance through actioning all scenarios

Analysis area	Pitch type	Current supply/ demand balance (match equivalent sessions)	Potential supply/ demand balance (match equivalent sessions)
Stonehenge	Adult	2.5	11.5
	Youth 11v11	0	1
	Youth 9v9	2.5	0.5
	Mini 7v7	0	1
	Mini 5v5	0	3
Bradford-on-Avon	Adult	0.5	4.5
	Youth 11v11	2.5	2
	Youth 9v9	1.5	1
	Mini 7v7	0	5
	Mini 5v5	0	2
Calne	Adult	2.5	8.5
	Youth 11v11	4.5	0.5
	Youth 9v9	0	0
	Mini 7v7	1.5	3.5
	Mini 5v5	0.5	1.5
Chippenham & Villages	Adult	1.5	3.5
	Youth 11v11	1	0
	Youth 9v9	1.5	0.5
	Mini 7v7	0	4
	Mini 5v5	1	6
Corsham	Adult	3.5	9
	Youth 11v11	0	1.5
	Youth 9v9	0	0.5
	Mini 7v7	1	1
	Mini 5v5	1	4
Devizes	Adult	1.5	6.5
	Youth 11v11	1.5	0

# WILTSHIRE COUNCIL PLAYING PITCH STRATEGY

Analysis area	Pitch type	Current supply/ demand balance (match equivalent sessions)	Potential supply/ demand balance (match equivalent sessions)
	Youth 9v9	1	4
	Mini 7v7	0	1
	Mini 5v5	0	7
Malmesbury	Adult	0.5	10
	Youth 11v11	1.5	4
	Youth 9v9	0.5	3.5
	Mini 7v7	2	3
	Mini 5v5	2	17
Marlborough	Adult	0.5	2
	Youth 11v11	1	1
	Youth 9v9	5.5	2
	Mini 7v7	0	0
	Mini 5v5	0	0
Melksham	Adult	1	1.5
	Youth 11v11	0.5	3.5
	Youth 9v9	0.5	0.5
	Mini 7v7	0	1
	Mini 5v5	1.5	2.5
Pewsey	Adult	1	5
	Youth 11v11	0.5	1.5
	Youth 9v9	0.5	1
	Mini 7v7	0	2
	Mini 5v5	0	4
Royal Wootton Bassett & Cricklade	Adult	0	9.5
	Youth 11v11	1	0
	Youth 9v9	1	0.5
	Mini 7v7	0	2
	Mini 5v5	0	7
Salisbury	Adult	1	7
	Youth 11v11	3.5	1
	Youth 9v9	0	1
	Mini 7v7	0	2
	Mini 5v5	0	3
South West Wiltshire	Adult	3	1
	Youth 11v11	0	2
	Youth 9v9	1	3
	Mini 7v7	0	0
	Mini 5v5	0	1
Southern Wiltshire	Adult	8	2.5
	Youth 11v11	0.5	2.5
	Youth 9v9	3	3
	Mini 7v7	1	4
	Mini 5v5	1.5	4.5
Tidworth	Adult	1.5	3.5
	Youth 11v11	0	1
	Youth 9v9	0.5	1
	Mini 7v7	0	3

## WILTSHIRE COUNCIL PLAYING PITCH STRATEGY

Analysis area	Pitch type	Current supply/ demand balance (match equivalent sessions)	Potential supply/ demand balance (match equivalent sessions)
	Mini 5v5	0	2
Trowbridge	Adult	2.5	5.5
	Youth 11v11	8	3.5
	Youth 9v9	0.5	2
	Mini 7v7	0	2
	Mini 5v5	0	7
Warminster	Adult	0	13.5
	Youth 11v11	0	3
	Youth 9v9	1	2
	Mini 7v7	0	3
	Mini 5v5	0	0
Westbury	Adult	0.5	0.5
	Youth 11v11	0.5	2.5
	Youth 9v9	1	3
	Mini 7v7	0	0
	Mini 5v5	0	1
<b>Wiltshire</b>	<b>Adult</b>	<b>12.5</b>	<b>100</b>
	<b>Youth 11v11</b>	<b>22.5</b>	<b>23.5</b>
	<b>Youth 9v9</b>	<b>10.5</b>	<b>28</b>
	<b>Mini 7v7</b>	<b>5.5</b>	<b>47.5</b>
	<b>Mini 5v5</b>	<b>7.5</b>	<b>72</b>

Actioning all of the scenarios will also be sufficient to meet all future demand across Wiltshire as a whole.

Table 4.13: Future supply and demand with disused sites brought back into use

Pitch type	Demand (match equivalent sessions)	
	Future total	Potential future total
Adult	14.5	98
Youth 11v11	24	21.5
Youth 9v9	11.5	27
Mini 7v7	5	47
Mini 5v5	7.5	72

### *New pitch provision / pitch re-configuration*

The above scenarios show that all shortfalls across Wiltshire as a whole can be alleviated without the need for new pitch stock, whilst most localised shortfalls can also be overcome when assessing supply and demand on an analysis area basis. The only shortfalls that will remain are:

- ⚡ Chippenham & Villages – 0.5 match equivalent sessions on youth 9v9 pitches.
- ⚡ Southern Wiltshire – 2.5 match equivalent sessions on adult pitches.
- ⚡ Trowbridge – 3.5 match equivalent sessions on youth 11v11 pitches.

## WILTSHIRE COUNCIL PLAYING PITCH STRATEGY

To overcome these shortfalls via new pitch provision, one additional youth 9v9 pitch could be needed in the Chippenham & Villages Analysis Area, three additional adult pitches could be needed in the Southern Wiltshire Analysis Area, and four additional youth 11v11 pitches could be needed in the Trowbridge Analysis Area. However, the deficits could also be resolved through utilising overall spare capacity on other pitch types and converting the provision to the pitch type that is in need.

As an example of the above, 5.5 match equivalent sessions of spare capacity per week can be created on adult pitches in the Trowbridge Analysis Area through actioning relevant scenarios. This would therefore free up provision to be converted to youth 11v11 size.

Similarly, in the Chippenham & Villages Analysis Area 3.5 match equivalent sessions of spare capacity per week can be created on adult pitches to offset the small youth 9v9 pitch shortfalls. In the South West Wiltshire Analysis Area, five match equivalent sessions of spare capacity can be created on youth provision to offset the 2.5 match equivalent shortfall on adult pitches.

Notwithstanding the above, the need for additional pitches will increase if other scenarios are not actionable. These scenarios only demonstrate that there may not be a requirement.

### *Accounting for club future demand aspirations*

During consultation, 16 clubs report aspirations to increase its number of teams that they provide, equating to a predicted growth of 38 teams. This has previously been discounted from calculations as it is considered to be more aspirational than future growth predicted via population growth; however, if such demand is realised, spare capacity would reduce on mini 7v7 and mini 5v5 pitches, whilst shortfalls would worsen on adult, youth 11v11 and youth 9v9 pitches.

*Table 4.14: Supply and demand with club future demand aspirations accounted for*

Analysis area	Pitch type	Current supply/ demand balance (match equivalent sessions)	Potential supply/ demand balance (match equivalent sessions)
Stonehenge	Adult	2.5	3.5
	Youth 11v11	0	1
	Youth 9v9	2.5	4
	Mini 7v7	0	0
	Mini 5v5	0	0.5
Bradford-on-Avon	Adult	0.5	0
	Youth 11v11	2.5	3
	Youth 9v9	1.5	2.5
	Mini 7v7	0	0
	Mini 5v5	0	0.5
Calne	Adult	2.5	2.5
	Youth 11v11	4.5	5
	Youth 9v9	0	0.5
	Mini 7v7	1.5	1
	Mini 5v5	0.5	0.5
Chippenham & Villages	Adult	1.5	1.5
	Youth 11v11	1	1



# WILTSHIRE COUNCIL PLAYING PITCH STRATEGY

Analysis area	Pitch type	Current supply/ demand balance (match equivalent sessions)	Potential supply/ demand balance (match equivalent sessions)
	Youth 9v9	1.5	1.5
	Mini 7v7	0	0
	Mini 5v5	1	1
Corsham	Adult	3.5	3.5
	Youth 11v11	0	0
	Youth 9v9	0	0
	Mini 7v7	1	0.5
	Mini 5v5	1	1
Devizes	Adult	1.5	2
	Youth 11v11	1.5	1.5
	Youth 9v9	1	1
	Mini 7v7	0	0
	Mini 5v5	0	0
Malmesbury	Adult	0.5	2
	Youth 11v11	1.5	2.5
	Youth 9v9	0.5	0.5
	Mini 7v7	2	2
	Mini 5v5	2	2
Marlborough	Adult	0.5	1.5
	Youth 11v11	1	0.5
	Youth 9v9	5.5	6.5
	Mini 7v7	0	0
	Mini 5v5	0	0
Melksham	Adult	1	2
	Youth 11v11	0.5	0
	Youth 9v9	0.5	0.5
	Mini 7v7	0	0
	Mini 5v5	1.5	1.5
Pewsey	Adult	1	1
	Youth 11v11	0.5	0.5
	Youth 9v9	0.5	1
	Mini 7v7	0	0
	Mini 5v5	0	0
Royal Wootton Bassett & Cricklade	Adult	0	0.5
	Youth 11v11	1	1.5
	Youth 9v9	1	2.5
	Mini 7v7	0	0
	Mini 5v5	0	0
Salisbury	Adult	1	1.5
	Youth 11v11	3.5	3.5
	Youth 9v9	0	0.5
	Mini 7v7	0	0
	Mini 5v5	0	0
South West Wiltshire	Adult	3	3
	Youth 11v11	0	0
	Youth 9v9	1	1
	Mini 7v7	0	0

# WILTSHIRE COUNCIL PLAYING PITCH STRATEGY

Analysis area	Pitch type	Current supply/ demand balance (match equivalent sessions)	Potential supply/ demand balance (match equivalent sessions)
	Mini 5v5	0	0
Southern Wiltshire	Adult	8	9
	Youth 11v11	0.5	1
	Youth 9v9	3	2
	Mini 7v7	1	0.5
	Mini 5v5	1.5	0.5
Tidworth	Adult	1.5	1.5
	Youth 11v11	0	0
	Youth 9v9	0.5	0.5
	Mini 7v7	0	0
	Mini 5v5	0	0
Trowbridge	Adult	2.5	2.5
	Youth 11v11	8	8.5
	Youth 9v9	0.5	0.5
	Mini 7v7	0	0
	Mini 5v5	0	0
Warminster	Adult	0	0
	Youth 11v11	0	0
	Youth 9v9	1	1
	Mini 7v7	0	0
	Mini 5v5	0	0.5
Westbury	Adult	0.5	0.5
	Youth 11v11	0.5	0.5
	Youth 9v9	1	1
	Mini 7v7	0	0
	Mini 5v5	0	0
<b>Wiltshire</b>	<b>Adult</b>	<b>12.5</b>	<b>20</b>
	<b>Youth 11v11</b>	<b>22.5</b>	<b>28</b>
	<b>Youth 9v9</b>	<b>10.5</b>	<b>19</b>
	<b>Mini 7v7</b>	<b>5.5</b>	<b>4</b>
	<b>Mini 5v5</b>	<b>7.5</b>	<b>4.5</b>

However, carrying out the scenarios previously referenced would still be sufficient to accommodate this level of growth across Wiltshire as a whole. That being said, some additional localised shortfalls will be created on youth 9v9 pitches in the Stonehenge, Calne and Royal Wootton Bassett & Cricklade analysis areas, as well as on mini 5v5 pitches in the Warminster Analysis Area.

Table 4.15: Impact of future demand aspirations in addition to actioning other scenarios

Analysis area	Pitch type	Potential future supply and demand balance (match equivalent sessions)	Supply and demand balance with scenarios actioned (match equivalent sessions)
Stonehenge	Adult	3.5	10.5
	Youth 11v11	1	0
	Youth 9v9	4	1
	Mini 7v7	0	1
	Mini 5v5	0.5	2.5

# WILTSHIRE COUNCIL PLAYING PITCH STRATEGY

Analysis area	Pitch type	Potential future supply and demand balance (match equivalent sessions)	Supply and demand balance with scenarios actioned (match equivalent sessions)
Bradford-on-Avon	Adult	0	4
	Youth 11v11	3	1.5
	Youth 9v9	2.5	0
	Mini 7v7	0	5
	Mini 5v5	0.5	1.5
Calne	Adult	2.5	8.5
	Youth 11v11	5	0
	Youth 9v9	0.5	0.5
	Mini 7v7	1	3
	Mini 5v5	0.5	1.5
Chippenham & Villages	Adult	1.5	3.5
	Youth 11v11	1	0
	Youth 9v9	1.5	0.5
	Mini 7v7	0	4
	Mini 5v5	1	6
Corsham	Adult	3.5	9
	Youth 11v11	0	1.5
	Youth 9v9	0	0.5
	Mini 7v7	0.5	0.5
	Mini 5v5	1	4
Devizes	Adult	2	6
	Youth 11v11	1.5	0
	Youth 9v9	1	4
	Mini 7v7	0	1
	Mini 5v5	0	7
Malmesbury	Adult	2	8.5
	Youth 11v11	2.5	3
	Youth 9v9	0.5	2.5
	Mini 7v7	2	3
	Mini 5v5	2	17
Marlborough	Adult	1.5	1
	Youth 11v11	0.5	0.5
	Youth 9v9	6.5	1
	Mini 7v7	0	0
	Mini 5v5	0	0
Melksham	Adult	2	0.5
	Youth 11v11	0	3.5
	Youth 9v9	0.5	0.5
	Mini 7v7	0	1
	Mini 5v5	1.5	2.5
Pewsey	Adult	1	5
	Youth 11v11	0.5	1.5
	Youth 9v9	1	0.5
	Mini 7v7	0	2
	Mini 5v5	0	4

# WILTSHIRE COUNCIL PLAYING PITCH STRATEGY

Analysis area	Pitch type	Potential future supply and demand balance (match equivalent sessions)	Supply and demand balance with scenarios actioned (match equivalent sessions)
Royal Wootton Bassett & Cricklade	Adult	0.5	9
	Youth 11v11	1.5	0
	Youth 9v9	2.5	1
	Mini 7v7	0	2
	Mini 5v5	0	7
Salisbury	Adult	1.5	6.5
	Youth 11v11	3.5	1
	Youth 9v9	0.5	0.5
	Mini 7v7	0	2
	Mini 5v5	0	3
South West Wiltshire	Adult	3	1
	Youth 11v11	0	2
	Youth 9v9	1	3
	Mini 7v7	0	0
	Mini 5v5	0	1
Southern Wiltshire	Adult	9	3.5
	Youth 11v11	1	2
	Youth 9v9	2	2
	Mini 7v7	0.5	3.5
	Mini 5v5	0.5	3.5
Tidworth	Adult	1.5	3.5
	Youth 11v11	0	1
	Youth 9v9	0.5	1
	Mini 7v7	0	3
	Mini 5v5	0	2
Trowbridge	Adult	2.5	5.5
	Youth 11v11	8.5	4
	Youth 9v9	0.5	2
	Mini 7v7	0	2
	Mini 5v5	0	7
Warminster	Adult	0	13.5
	Youth 11v11	0	3
	Youth 9v9	1	2
	Mini 7v7	0	3
	Mini 5v5	0.5	0.5
Westbury	Adult	0.5	0.5
	Youth 11v11	0.5	2.5
	Youth 9v9	1	3
	Mini 7v7	0	0
	Mini 5v5	0	1
<b>Wiltshire</b>	<b>Adult</b>	<b>20</b>	<b>92.5</b>
	<b>Youth 11v11</b>	<b>28</b>	<b>17</b>
	<b>Youth 9v9</b>	<b>19</b>	<b>19.5</b>
	<b>Mini 7v7</b>	<b>4</b>	<b>46</b>
	<b>Mini 5v5</b>	<b>4.5</b>	<b>69</b>

## WILTSHIRE COUNCIL PLAYING PITCH STRATEGY

---

Where shortfalls do remain or develop, this could be still alleviated through pitch re-configuration, utilising the spare capacity that has been created.

### *Loss of access to smaller pitch sites*

Nationally, there is an issue with many smaller pitch sites becoming unviable, particularly from a maintenance and resource perspective. These are often single pitch sites that receive little to no usage, although it is recognised that some could have considerable community value, particularly for open space and informal recreation and when located more rurally or within an area of deprivation. Nevertheless, due to sustainability issues, some local authorities are looking into rationalising such stock in order to invest in the creation or extension of multi-pitch and potentially multi-sport 'hub' sites.

Based on evidence provided within the proceeding Assessment Report, there are a total of 39 sites accommodating 94 football pitches in Wiltshire which are managed by the Council or town/parish councils. Of these, 19 sites containing 66 pitches either have multiple pitches and/or cater for a minimum of 1.5 match equivalent sessions worth of demand on a weekly basis and are therefore considered to be of sufficient value for continued activity. These sites are as follows:

- ◀ Archers Gate Centenary Pavilion
- ◀ Beversbrook Sports Facility
- ◀ Bratton Recreation Ground
- ◀ Chestnut Springs Playing Field
- ◀ Durrington Recreation Ground
- ◀ Elcot Lane Playing Field
- ◀ Mere Peace Memorial Sports & Recreation Ground
- ◀ Middle Street Meadow
- ◀ Netherhampton Road
- ◀ Queen Elizabeth II Diamond Jubilee Field (Melksham)
- ◀ Salisbury Road Recreation Ground
- ◀ School Lane Playing Field
- ◀ South Newton Rec
- ◀ Stanley Park Sports Ground
- ◀ Studley Green Community Centre
- ◀ The Elisha Field
- ◀ Victoria Park (Salisbury)
- ◀ West Lavington Playing Field
- ◀ Hudson's Field

The remaining sites generally have only one pitch and accommodate at most two teams or one match equivalent session worth of demand on a weekly basis. These sites are as follows:

- ◀ Aldbourne Sports Field
- ◀ Avon Park
- ◀ Bishopdown
- ◀ Bonnymead Park
- ◀ Box Recreation Ground
- ◀ Bulford Recreation Ground
- ◀ Castle Meadow Playing Field
- ◀ Dilton Marsh Playing Fields
- ◀ Duchy Manor
- ◀ Figheldean Recreation Ground
- ◀ Five Rivers Health & Wellbeing Centre

## WILTSHIRE COUNCIL PLAYING PITCH STRATEGY

- ◀ Green Lane Recreation Centre
- ◀ Holt Playing Field
- ◀ Lacock Recreation Ground
- ◀ Poulton Recreation Field
- ◀ Sands Lane Rowde
- ◀ St Marys Recreation Field
- ◀ The Knockdown Road Sports Field
- ◀ Westwood Playing Field
- ◀ White Lion Park

However, of these, Box Recreation Ground, Castle Meadow Playing Field, Duchy Manor and Lacock Recreation Ground also have provision for other sports, namely cricket, and are therefore also considered to be of sufficient value.

The remaining 17 sites are considered to be less preferable for investment or improvement. Where appropriate, loss of these sites for the development and re-provision of playing field land as part of a broader community offer could be considered. This is on the proviso that any proposal meets NPPF Paragraph 103 and Sport England's Playing Field Policy (see Part 5 for further information).

The table below further summarises the 17 sites, setting out what pitches are provided at each, the quality of the provision and current usage levels. Given the existing shortfalls evident for football, this is what would need to be replaced should any of the sites come forward for permanent loss.

*Table 4.16: Summary of football sites potentially suitable for development*

Site ID	Site name	Analysis area	Pitch size	No. of pitches	Quality	Current play (match equivalent sessions)
2	Aldbourn Sports Field	Marlborough	Adult	1	Poor	0
19	Avon Park	Bradford-on-Avon	Youth (9v9)	1	Standard	1
34	Bishopdown	Salisbury	Adult	1	Standard	1
39	Bonnymead Park	Stonehenge	Adult	1	Poor	0.5
56	Bulford Recreation Ground	Stonehenge	Adult	1	Poor	1
105	Dilton Marsh Playing Fields	Westbury	Adult	1	Poor	0.5
105	Dilton Marsh Playing Fields	Westbury	Mini (5v5)	1	Poor	0.5
122	Figheledean Recreation Ground	Stonehenge	Adult	1	Poor	0.5
126	Five Rivers Health & Wellbeing Centre	Salisbury	Youth (11v11)	1	Poor	1
137	Green Lane Recreation Centre	Corsham	Mini (5v5)	1	Poor	0
137	Green Lane Recreation Centre	Corsham	Mini (7v7)	1	Poor	0.5
137	Green Lane Recreation Centre	Corsham	Youth (9v9)	1	Poor	0.5
156	Holt Playing Field	Bradford-on-Avon	Adult	1	Standard	0.5

## WILTSHIRE COUNCIL PLAYING PITCH STRATEGY

Site ID	Site name	Analysis area	Pitch size	No. of pitches	Quality	Current play (match equivalent sessions)
242	Poulton Recreation Field	Bradford-on-Avon	Mini (7v7)	3	Poor	1
264	Sands Lane Rowde	Devizes	Adult	1	Poor	0.5
303	St Marys Recreation Field	Melksham	Adult	1	Standard	0.5
333	The Knockdown Road Sports Field	Malmesbury	Adult	1	Standard	1
333	The Knockdown Road Sports Field	Malmesbury	Mini (7v7)	1	Standard	0
368	Westwood Playing Field	Bradford-on-Avon	Adult	1	Poor	0
370	White Lion Park	Malmesbury	Mini (7v7)	2	Poor	0

Collectively, potential rationalisation of these sites would present a need to re-provide the playing field hectareage to be lost as well as the equivalent of 11 adult, one youth 11v11, two youth 9v9, seven mini 7v7 and one mini 5v5 pitch (in addition to suitable ancillary facilities). This is summarised by analysis area in the table below.

Table 4.17: Provision at sites potentially suitable for loss by analysis area

Map ID	Analysis area	Adult	Youth 11v11	Youth 9v9	Mini 7v7	Mini 5v5	3G shortfall
1	Stonehenge	3	-	-	-	-	0.5
2	Bradford-on-Avon	2	-	1	3	-	1
3	Calne	-	-	-	-	-	1
4	Chippenham & Villages	-	-	-	-	-	0.5
5	Corsham	-	-	1	1	-	1
6	Devizes	1	-	-	-	-	0.5
7	Malmesbury	1	-	-	3	-	1
8	Marlborough	1	-	-	-	-	1
9	Melksham	1	-	-	-	-	2
10	Pewsey	-	-	-	-	-	0.5
11	Royal Wootton Bassett & Cricklade	-	-	-	-	-	1
12	Salisbury	1	1	-	-	-	0.5
13	South West Wiltshire	-	-	-	-	-	0.5
14	Southern Wiltshire	-	-	-	-	-	1.5
15	Tidworth	-	-	-	-	-	-
16	Trowbridge	-	-	-	-	-	1.5
17	Warminster	-	-	-	-	-	0.5
18	Westbury	1	-	-	-	1	0.5
	<b>No. of pitches</b>	<b>11</b>	<b>1</b>	<b>3</b>	<b>7</b>	<b>1</b>	<b>15</b>

As part of the creation of hub sites, not only could they include multiple grass pitches, but 3G provision could also be explored, linked to the shortfalls that exist (and as included in the table above). This could also entail the grouping together of neighbouring analysis areas so that a strategically located hub site meets the requirements of several.

Notwithstanding the above, it is recognised that not all referenced sites could be lost, with some likely to have significant open space value away from playing pitch considerations. This scenario has just been provided as a guide to identify some potential site options for rationalisation. Moving forward, they will need to be considered on a site-by-site basis whilst also accounting for other existing purposes.

Furthermore, where one of the sites is within a quintile 1 or 2 postcode, maintaining and upgrading them for informal recreation should be considered ahead of rationalisation.

### **Recommendations**

- ◀ Protect existing quantity of pitches and ensure any existing and future proposals provide replacement provision in line with national planning policy.
- ◀ Improve pitch quality with a focus on overplayed pitches and pitches assessed as poor quality.
- ◀ Utilise the Football Foundation's (FF) PitchPower app to assist in the improvement and ongoing maintenance of provision.
- ◀ Provide security of tenure at sites, with a focus on those currently in use by clubs.
- ◀ Seek to gain community access to sites currently unavailable for community use, with a focus on those providing adult, youth 11v11 and youth 9v9 provision given current shortfalls.
- ◀ Consider bringing disused provision back into use, providing there is clear localised demand for the provision.
- ◀ Consider pitch re-configuration where the capacity of one pitch type can be used to reduce shortfalls of another and where it can better accommodate what demand is received.
- ◀ Consider the rationalisation of smaller pitch sites if it can contribute to the creation of larger, better quality hub sites in strategic locations (and providing any loss is in line with national planning policy) – where one of these sites is within a quintile 1 or 2 postcode, maintaining and upgrading them for informal recreation should be considered ahead of rationalisation.
- ◀ Improve ancillary facilities where there is a demand to do so and where it can benefit the wider footballing offer (all new pavilions/extensions must consider environmental sustainability measures).
- ◀ Ensure clubs can progress through the football pyramid and meet relevant ground grading requirements.
- ◀ Where appropriate, develop partnerships and/or lease arrangements with large, sustainable, development-minded clubs to manage their own sites (e.g., via leasehold).
- ◀ Ensure that any large housing developments are provided for and assess the need for new pitch provision through master planning on an individual basis.
- ◀ Where a housing development is not of a size to justify on-site football provision, consider using contributions to improve existing sites within the locality.
- ◀ Where a development is of a size to justify on-site football provision, focus on the creation of multi-pitch sites that reduce existing shortfalls.



## Third generation turf (3G) pitches

### *Assessment Report summary*

#### **3G – supply and demand summary**

- ◀ Based on current demand, there is a shortfall of 3G pitches to meet football training requirements, and shortfalls are evident within all analysis areas apart from Tidworth.
- ◀ There is evidence to warrant the creation of additional World Rugby compliant 3G provision given the grass pitch shortfalls evident as this could be a solution to alleviating the deficits.

#### **3G – supply summary**

- ◀ In total, there are 13 11v11 and 10 smaller sized 3G pitches identified in Wiltshire, although four 11v11 and six smaller sized pitches are unavailable for community use.
- ◀ All of the community available 11v11 and small size pitches are serviced by sports lighting.
- ◀ Despite obtaining planning permission (19/10805/FUL) in June 2021, a proposed development adjacent to Trowbridge Rugby Club for the creation of a 3G pitch, suitable for rugby union and football, is no longer happening due to raising costs.
- ◀ A planning application (PL/2024/00325) for an additional pitch at Stanley Park Sports Ground has recently been submitted.
- ◀ Six of the 13 11v11 3G pitches are either FA or FIFA certified, whilst the certification for the pitch at The Wellington Academy expired in June 2023.
- ◀ There are currently two World Rugby compliant 3G pitches, located at Chippenham Rugby Club and Tidworth Oval.
- ◀ For the community available 11v11 3G pitches, there are four good quality pitches (44%), four standard quality pitches (44%) and one poor quality pitches identified (11%).
- ◀ No ancillary facility issues have been identified.

#### **3G – demand summary**

- ◀ The 3G pitches currently servicing Wiltshire are broadly reported to be operating at or close to capacity at peak times, especially during winter months.
- ◀ Whilst most activity is football related, some rugby union activity has been identified as well, with the pitch at Chippenham Rugby Club being used heavily for both training and match play.
- ◀ High levels of unmet demand for 3G pitch access is expressed, with 62% of responding football clubs stating that additional provision is required to meet or better cater for their training requirements.
- ◀ No significant exported or imported 3G pitch demand is identified, outside of some central venue match play requirements in Hampshire and professional club activity by Swindon Town FC.
- ◀ If future demand from population projections (and/or club aspirations) is realised, this will further increase 3G requirements for football and rugby union.

## **Scenarios**

### *Accommodating current football training demand*

If all teams were to utilise sports-lit 3G pitches to accommodate their training demand (based on the FA's model of one 11v11 pitch being able to cater for 38 teams) there is a need for full 23 size 3G pitch equivalents in Wiltshire (rounded down from 22.65). This means a current shortfall of 14.5 11v11 3G pitch equivalents based on the current supply.

## WILTSHIRE COUNCIL PLAYING PITCH STRATEGY

Table 4.18: Current demand for 3G pitches in Wiltshire (based on 38 teams per pitch)

Current number of teams	3G requirement <sup>2</sup>	Current number of 11v11 3G pitch equivalents	Current shortfall
874	23	8.5	14.5

Alternatively, the table below considers the number of 3G pitches required if every team was to remain training within the respective analysis area that they play in. This not only identifies where the potential needs exist across Wiltshire, but it can also be used to guide which areas should be targeted for new provision.

Table 4.19: Current demand for 3G pitches in Wiltshire by analysis area

Analysis area	Current number of teams	Current requirement <sup>3</sup>	Current number of 11v11 3G pitch equivalents	Current shortfall
Stonehenge	63	1.5	1	0.5
Bradford-on-Avon	31	1	-	1
Calne	70	2	1	1
Chippenham & Villages	76	2	1.5	0.5
Corsham	44	1	-	1
Devizes	63	1.5	1	0.5
Malmesbury	38	1	-	1
Marlborough	42	1	-	1
Melksham	85	2	-	2
Pewsey	13	0.5	-	0.5
Royal Wootton Bassett & Cricklade	84	2	1	1
Salisbury	48	1.5	1	0.5
South West Wiltshire	22	0.5	-	0.5
Southern Wiltshire	65	1.5	-	1.5
Tidworth	30	1	2	0
Trowbridge	54	1.5	-	1.5
Warminster	22	0.5	-	0.5
Westbury	22	0.5	-	0.5

This shows an overall shortfall of 15 11v11 3G pitch equivalents and identifies that there are specific shortfalls in all analysis areas other than the Tidworth Analysis Area, which is deemed to have a sufficient level of 3G pitch provision (it is theoretically over-supplied).

Overall, the amount of 3G pitches required within the analysis area modelling is broadly the same as the Wiltshire-wide analysis. With this being said, clubs will travel to neighbouring analysis areas to access provision if required, especially if strategically located in close proximity. For example, the oversupply in the Tidworth Analysis Area could meet some demand from the Pewsey and Stonehenge analysis areas, meaning the potential shortfalls may in some capacity be met. Therefore, the overall shortfall may be slightly less than the model suggests in certain localities.

<sup>2</sup> Rounded to the nearest 0.5.

<sup>3</sup> Rounded to the nearest 0.5.

## WILTSHIRE COUNCIL PLAYING PITCH STRATEGY

### *Accommodating future demand*

When factoring in future demand from population growth, the requirement for 3G pitch provision is unaltered, with an increase of only 10 teams projected. This also applies on an analysis area basis. However, if club aspirations are realised, there will likely be an increased need.

Club aspirations have been discounted prior to this point as they are considered to be more theoretical than demand forecast through population increases. As a reminder, 16 clubs identify growth plans, with this equating to 38 teams. The table below explore what this will mean in regards to 3G pitches if all this demand utilised such provision for training.

*Table 4.20: Potential future demand for 3G pitches in Wiltshire by analysis area*

Analysis area	Future number of teams	Future requirement <sup>4</sup>	Current number of 11v11 3G pitch equivalents	Potential shortfall	Change
Stonehenge	71	2	1	1	0.5
Bradford-on-Avon	36	1	-	1	0
Calne	70	2	1	1	0
Chippenham & Villages	76	2	1.5	0.5	0
Corsham	44	1	-	1	0
Devizes	64	2	1	1	0.5
Malmesbury	45	1	-	1	0
Marlborough	47	1	-	1	0
Melksham	88	2.5	-	2.5	0.5
Pewsey	14	0.5	-	0.5	0
Royal Wootton Bassett & Cricklade	89	2	1	1	0.5
Salisbury	50	1.5	1	0.5	0
South West Wiltshire	22	0.5	-	0.5	0
Southern Wiltshire	73	1.5	-	1.5	0
Tidworth	30	1	2	0	0
Trowbridge	55	1.5	-	1.5	0
Warminster	23	0.5	-	0.5	0
Westbury	22	0.5	-	0.5	0

As seen, across Wiltshire as a whole, there could be a need for an additional two full 3G pitches, over and above current requirements. This is because of the level of growth identified in the Stonehenge, Devizes, Melksham and Royal Wootton Bassett & Cricklade analysis areas.

<sup>4</sup> Rounded to the nearest 0.5.

## WILTSHIRE COUNCIL PLAYING PITCH STRATEGY

### *Accessing unavailable 3G pitches*

There are currently four 11v11 3G pitches that are unavailable for community use. Providing availability across this provision could therefore reduce new pitch requirements. These pitches are identified below:

- ◀ Land Warfare Centre (Warminster)
- ◀ MOD Larkhill (Stonehenge)
- ◀ MOD Lyneham (Royal Wootton Bassett & Cricklade)
- ◀ Swinton Barracks (Tidworth)

If all the above became community available with secured community access, the existing shortfalls in the Stonehenge, Royal Wootton Bassett & Cricklade, Tidworth and Warminster analysis areas for 3G would be alleviated. This is shown in the table below.

*Table 4.21: 3G pitch requirements if all provision was available for community use*

Analysis area	Current shortfall	11v11 pitches unavailable for community use	Potential shortfall
Stonehenge	0.5	1	0
Bradford-on-Avon	1	-	1
Calne	1	-	1
Chippenham & Villages	0.5	-	0.5
Corsham	1	-	1
Devizes	0.5	-	0.5
Malmesbury	1	-	1
Marlborough	1	-	1
Melksham	2	-	2
Pewsey	0.5	-	0.5
Royal Wootton Bassett & Cricklade	1	1	0
Salisbury	0.5	-	0.5
South West Wiltshire	0.5	-	0.5
Southern Wiltshire	1.5	-	1.5
Tidworth	0	1	0
Trowbridge	1.5	-	1.5
Warminster	0.5	1	0
Westbury	0.5	-	0.5

However, the provision at each site is managed by the MOD, which means that obtaining security of tenure for community clubs could be unrealistic and should therefore not be seen as a priority over and above providing new pitches.

### *Increasing the supply of 11v11 3G pitches*

As outlined in the preceding Assessment Report, the recommended dimensions for a 11v11 pitch for football are 100 x 64 metres, extending to an area of 106 x 70 metres with the recommended minimum three metre run off area included. These dimensions allow for all age group match play to take place including adults, youth under 17/18 and younger age groups via overmarked pitches e.g., the marking out of two 9v9 pitches for under 11/12s. In addition, the recommended dimensions for a rugby union pitch to allow match play, in line with World Rugby Law 1, is 106 x 68 metres with a 5-metre run off around the full perimeter of the pitch.

If a new pitch is proposed to measure below the recommended dimensions, then justification must be provided for this in relation to the identified needs it will provide for and/or site constraints. In doing so, the impacts of a reduced pitch size in meeting current and future needs must be considered e.g., a pitch not providing the recommended dimensions for adult match play and/or only being able to accommodate one rather than two overmarked 9v9 pitches. This justification needs to be included in the planning application details submitted to the relevant Local Planning Authority for the new pitch.

Unless otherwise stated and justified for an individual pitch, proposals in this PPS for any new 11v11 3G pitches are based on providing them to the recommended dimensions.

Based on the above and the previous scenarios, the table overleaf provides a summary of each of the 18 analysis areas and potential options, where required, for 3G developments based on findings from the Assessment Report as well as from consultation. Findings from PPS documents from bordering local authorities (Cotswold 2022 / South Gloucestershire 2023 and Dorset 2019) have also been used where available in order assist.

Any recommendations will require additional work outside of the PPS in order to further understand their feasibility and to understand if they meet strategic goals for the football partners. Where multiple options are provided, this process will also assist in the identification of a preferred site (or sites). Any 3G pitch development will require a supporting business plan to ensure long-term viability and to ensure it meets community requirements (e.g., through the identification of partner clubs).

## WILTSHIRE COUNCIL PLAYING PITCH STRATEGY

Table 4.22: 3G requirements and potential options by analysis area

Analysis area	Shortfall (no. of pitches)	Context
Stonehenge	0.5	<p>The Wiltshire LFFP identifies Boscombe Down Sports Field as a potential option for a 11v11 3G pitch, although due to the sites size it is anticipated any potential development would be a conversion of the currently disused hockey suitable AGP rather than the creation of a new pitch. Any such development would therefore encroach on playing field land and it would also require the refurbishment of accompanying sports lighting. Furthermore, the site would need to be outside of the MOD facility in order to ensure it provides security of tenure and is readily available for community use.</p> <p>Any development in the Analysis Area for football could also take into consideration the ambitions of Amesbury RUFC to relocate from its current site Archers Gate Centenary Pavilion. If a pitch was to built be to World Rugby specification, it could accommodate all competitive and training demand from the Club as well as meeting football demand. With only 0.5 pitch equivalents required from a football perspective, the two sports could feasibly co-exist on one additional 11v11 pitch.</p>
Bradford-on-Avon	1	<p>The LFFP identifies Bradford-on-Avon Sports &amp; Social Club as a potential site for the development of a 11v11 3G pitch. Findings from the PPS supports this with the majority of demand being generated from Bradford Town FC (including youth). The Club currently spreads its competitive and training demand across multiple sites and wants to centralise this as much as possible.</p>
Calne	1	<p>There are no current development plans on how the 3G shortfall of one 11v11 pitch can be alleviated. However, a select number of sites within the area are of a suitable size and have the potential infrastructure to develop a 11v11 pitch, with options including Beversbrook Sports Facility and Kingsbury Green Academy. The former site already has a 11v11 3G pitch in addition to multiple grass pitches and relevant ancillary provision and is well used for football, whilst the latter has sufficient playing field land and surrounding ancillary provision to potentially develop provision.</p>
Chippenham & Villages	0.5	<p>Stanley Park Sports Ground has recently submitted a planning application (PL/2024/00325) to create a second 11v11 sports lit 3G pitch. If successful, this development would alleviate the shortfall within the analysis area. It could also create a theoretical oversupply that could be used to meet demand from neighbouring analysis areas (e.g., Calne, Corsham and Malmesbury).</p>
Corsham	1	<p>There are aspirations to extend the current smaller sized 3G pitch at Leafy Lane Playing Fields to a 11v11 pitch, although an official application is yet to be submitted. This would meet requirements in the area, although it should be noted that if the pitch were to be extended the current NTP would need to be relocated as it would not have a sufficient enough boundary.</p>

## WILTSHIRE COUNCIL PLAYING PITCH STRATEGY

Analysis area	Shortfall (no. of pitches)	Context
Devizes	0.5	There are no current known aspirations for any small or 11v11 3G developments within the Devizes Analysis Area. Therefore, additional work is required to identify suitable sites. This being said, The Elisha Field, Green Lane Playing Fields and Nursteed Road are all well used grass football pitch sites within the area that could be explored, with each site also having some level of overplay that a 3G pitch could potentially alleviate. Only a smaller sized pitch is currently required.
Malmesbury	1	Findings from the Cotswold PPS indicates that a 11v11 3G pitch is planned to be developed at Tetbury Memorial Recreation Ground. The pitch is anticipated to cater for demand from the Malmesbury Analysis Area, which will therefore reduce the demand for a 11v11 pitch. This should be reassessed once the pitch in Tetbury has been established to gain a better understanding of exactly how much demand from Wiltshire it is accommodating and what outstanding need remains (if any).
Marlborough	1	The FF has identified St John's School (Marlborough) as a potential site for a 11v11 sports lit 3G pitch, although no formal plans have been submitted as of yet. This site is one of only a few sites within Marlborough which has the infrastructure and available land to establish such provision.
Melksham	2	One 11v11 pitch is planned to be created at the Oakfield Stadium to accommodate both football and rugby union activity. Evidence from the PPS supports this development as it would assist in providing both training and competitive capacity for football teams in addition to alleviating overplayed rugby union pitches. No options for a second 11v11 pitch have been uncovered in order to fully alleviate the shortfall. However, there could be scope to create a hub site in the area, potentially involving the rationalisation of smaller grass pitches as set out earlier in the football scenarios.
Pewsey	0.5	There are no current known aspirations for any small or 11v11 3G developments within Pewsey, despite a current shortfall of 0.5 11v11 3G equivalents within the Analysis Area. At present, there are only two main sites where such provision could be feasibly located, with these being Pewsey Vale Football Club and Pewsey Old Hospital Pitches.

## WILTSHIRE COUNCIL PLAYING PITCH STRATEGY

Analysis area	Shortfall (no. of pitches)	Context
Royal Wootton Bassett & Cricklade	1	<p>There are six sites in Royal Wootton Bassett &amp; Cricklade Analysis Areas that are currently used for grass roots football, with these being Gerard Buxton Sports Ground, Cricklade Leisure Centre, Bradon Forest School, Purton Football Club and MOD Lyneham. Of these, only Gerard Buxton Sports Ground, Cricklade Leisure Centre and Bradon Forest School have suitable infrastructure and accessibility to provide a 11v11 sports-lit 3G pitch.</p> <p>Gerard Buxton Sports Ground contains artificial provision and could only realistically accommodate another pitch if it replaced the Step 5 pitch used by Royal Wootton Bassett Town FC and Tier 6 Royal Wootton Bassett Town Ladies FC. The remaining playing field land encompasses two cricket squares with the outfield overmarked with grass football pitches. These pitches could not be converted to 3G without affecting the usability of the cricket squares.</p> <p>Bradon Forest School is located between the two main settlements of Royal Wootton Bassett and Cricklade, in Purton, meaning it would be suitable for multiple clubs from all areas to access. It is also an educational site meaning any 3G provision would be used to meet curricular and extracurricular demand.</p> <p>Cricklade Leisure Centre is located to the north of the analysis area and currently accommodates 13 teams from Cricklade Town FC and Cricklade Youth FC. However, the playing field on the site is smaller than the others with limited accompanying carparking available. There would also be a need to install sports lighting which could be problematic due to the site's proximity to housing.</p>
Salisbury	0.5	<p>Although there is only a shortfall of 0.5 11v11 3G pitches, there could be an argument to create one 11v11 pitch at Hudson's Field in order to assist with both football and rugby union deficits. Alternatively, one 11v11 pitch could be created in the South West Wiltshire Analysis Area (at Netherhampton Road) as this could feasibly cater for demand from Salisbury.</p>
South West Wiltshire	0.5	<p>Netherhampton Road and Mere Peace Memorial Sports &amp; Recreation Ground are the two main sites for football in the South West Wiltshire Analysis Area. The former site is used by 12 teams from Salisbury Youth FC, whereas the latter is used by four teams from Mere Town FC and both sites have pitches that are overplayed. As such, the installation of 3G provision at either of the sites would assist in reducing both grass pitch and artificial shortfalls.</p> <p>Although only a small sized pitch is theoretically required, an alternative approach could be to create a 11v11 pitch at Netherhampton Road in order to alleviate the shortfall in the South West Wiltshire Analysis Area whilst also catering for excess demand from the Salisbury Analysis Area. However, further analysis will be required to ensure this site could accommodate a 3G pitch. The users of Netherhampton Road, Salisbury Youth FC, account for the majority of demand (55%) within South West Wiltshire.</p>
Southern Wiltshire	1.5	<p>Alderbury Football Club and Barrys Field are two of the larger and well used sites within the analysis area which have the potential to accommodate 3G pitch provision. The pitches at the former site hosts ten teams, whereas the latter hosts 25 teams, with each site also having some form of overplay.</p>



## WILTSHIRE COUNCIL PLAYING PITCH STRATEGY

Analysis area	Shortfall (no. of pitches)	Context
Tidworth	-	There is currently no shortfall of 3G provision with the current supply of one 11v11 pitch each at Tidworth Oval and The Wellington Academy. However, Tidworth Oval is operated through the MOD meaning tenure is not considered secure as access could be removed with limited notice, whilst there are quality issues at The Wellington Academy. If access to either pitch is lost, then a shortfall may arise. Therefore, it is recommended that both issues are looked into, and a resolution found to ensure that new provision is not required.
Trowbridge	1.5	Despite obtaining planning permission (19/10805/FUL) in June 2021, a proposed development adjacent to Trowbridge Rugby Club for the creation of a sports-lit 3G pitch and a new pavilion is no longer progressing due to raising costs. The Town Council is looking for other potential site options for 3G pitch development after the aforementioned plan was cancelled in early 2024. The pitch was to be compliant for both rugby and football. An alternative potential site option for a 3G pitch could be at John of Gaunt School which currently has a poor quality full size hockey suitable AGP. This pitch could be converted to 3G if agreeable with EH as it has not historically received any community hockey usage and with hockey shortfalls existing.
Warminster	0.5	As both the Westbury and Warminster analysis areas have a shortfall of 0.5 11v11 3G equivalents, it is suggested that one 11v11 pitch is established in a suitable strategic location to provide for both analysis areas. This would cater for higher levels of training and competitive demand than two small sized pitches. That being said, there are limited sites across the analysis areas that are of suitable size to accommodate such provision and which are also available for community use. The main site which seems to be used is Redland Lane which is used by Westbury Youth FC (14 teams); however, the site is surrounded by housing and has limited associated ancillary provision such as carparking and clubhouse facilities.
Westbury	0.5	As both the Westbury and Warminster analysis areas have a shortfall of 0.5 11v11 3G equivalents, it is suggested that one 11v11 pitch is established in a suitable strategic location to provide for both analysis areas. This would cater for higher levels of training and competitive demand than two small sized pitches. That being said, there are limited sites across the analysis areas that are of suitable size to accommodate such provision and which are also available for community use. The main site which seems to be used is Redland Lane which is used by Westbury Youth FC (14 teams); however, the site is surrounded by housing and has limited associated ancillary provision such as carparking and clubhouse facilities.

## WILTSHIRE COUNCIL PLAYING PITCH STRATEGY

In addition, the infill requirements of each new pitch requires consideration, with issues currently arising in relation to rubber crumb (see “loss of access to 3G rubber crumb provision” scenario). There are currently several alternatives, although not all are presently FA/FIFA or World Rugby compliant.

### *Moving football match play demand to 3G pitches*

In Wiltshire, currently 63 affiliated teams are registered as using 3G pitches for regular match play, which is a relatively low number when considered against the total number of teams that there are. To increase such demand, the FA is particularly keen to work with local authorities to understand the potential demand for 11v11 3G pitches should all competitive matches that are currently played on council pitches be transferred.

At peak time for each format of play, there are 297 teams in Wiltshire accessing local authority pitches for matches (including parish and town council sites) at peak time for each format of play. The table below explores this further.

*Table 4.23: Number of teams currently using council grass pitches*

Pitch type	Pitch size	Peak period	No. of teams
Adult	11v11	Sunday AM	47
Youth	11v11	Sunday AM	90
Youth	9v9	Sunday AM	56
Mini	7v7	Sunday AM	52
Mini	5v5	Sunday AM	52
<b>Total</b>			<b>297</b>

The FA suggests an approach for estimating the number of 11v11 3G pitches required to accommodate the above demand for competitive matches, as seen in the table below.

*Table 4.24: 11v11 3G pitches required for the transfer of council grass pitch demand*

Format	No. of teams at peak time	No. of matches at peak time	No. of 3G units required per match <sup>5</sup>	Total 3G units required	No. of 3G pitches required
Adult	47	24	32	768	12
Youth 11v11	90	45	32	1,440	24
Youth 9v9	56	28	10	280	7
Mini 7v7	52	26	8	208	6.5
Mini 5v5	52	26	4	104	3.25

In total, 41 11v11 3G pitches would be required to accommodate all matches played on council pitches (as peak time for youth 11v11, youth 9v9, mini 7v7 and mini 5v5 demand is the same). However, as this is significantly above the number of pitches currently needed to accommodate training demand, this is not considered to be achievable as providing so many pitches is unlikely to be sustainable. This is because they would not have enough midweek usage to make them financially viable.

<sup>5</sup> Based on how pitches are split within a 11v11 3G pitch

## WILTSHIRE COUNCIL PLAYING PITCH STRATEGY

An alternative approach to consider is the transfer of specific formats of play e.g., all mini football demand from grass to 3G pitches. As such, the table below tests a scenario that would enable all mini 5v5 and mini 7v7 football to transfer based on a programme of play at current peak time (Saturday AM).

*Table 4.25: Moving all mini matches to 3G pitches*

Time	Playing format	Total games/teams
9.30am – 10.30am	4 x 5v5	4/8
10.30am – 11.30am	2 x 7v7	2/4
11.30am – 12.30pm	2 x 7v7	2/4
12.30pm – 1.30pm	2 x 7v7	2/4

Based on the above programming and separate start times for the formats, the overall need is for 16 11v11 3G pitches (rounded up from 15.75) to accommodate all current mini match play demand. This is calculated based on 126 teams playing mini 5v5 football and 160 teams playing mini 7v7 football. This could therefore be accommodated by alleviating training shortfalls, with some spare capacity remaining to also cater for other forms of demand.

### *World Rugby compliant 3G pitches*

There are two World Rugby compliant pitches in Wiltshire, with these located at Chippenham Rugby Club and Tidworth Oval. The former is used for training and competitive demand by Chippenham RUFC, whilst the latter is used by the MOD to meet its demand, which includes rugby union activity. However, externally, it is mainly used for community football training.

Given the rugby union grass pitch shortfalls identified in the Assessment Report, further provision of World Rugby compliant 3G pitches would be warranted as a means to reducing the deficits. In particular, there is a clear need in the Stonehenge, Corsham, Melksham, Salisbury and Trowbridge analysis areas that could be delivered in partnership with meeting/reducing football needs, or independently providing that a sustainable rugby union-led programme could be established. It should be noted that whilst any 3G pitch could be built for WR compliance for training, in order to host matches the pitch has to be constructed to 106m x 68m with a 5m run off surrounding the entire pitch. Please see the rugby union section for more information.

### *Loss of access of 3G rubber crumb provision*

The utilisation of 3G provision across Wiltshire and nationally is strategically important to accommodate both training and competitive demand for various sports, particularly for both football and rugby union. As evidenced in the Assessment Report, where known through booking data, community available 11v11 3G pitches are extensively used midweek for football and rugby union training with little spare capacity remaining. At the weekend, there are also two match equivalent sessions of competitive rugby union demand and 26 match equivalent sessions of competitive football demand taking place on the existing stock. This will only increase as new pitches are provided.

# WILTSHIRE COUNCIL PLAYING PITCH STRATEGY

However, in September 2023 the European Commission completed the adoption of the EU REACH (Registration, Evaluation, Authorisation and Restriction of Chemicals) restriction on the sale of intentionally added microplastics onto the European market, which includes rubber infill for 3G AGPs. The Commission has confirmed an eight-year transition period before the new restriction becomes effective and from October 2031, rubber crumb will no longer be purchasable within the EU. This results in a major threat to existing and new 3G pitch provision.

Following the UK's exit from the EU, the regulatory framework for such matters now sits at a UK level (except for Northern Ireland, which continues to follow EU REACH requirements) and the Department for Environment, Food & Rural Affairs (DEFRA) recently commissioned an evidence project to review emissions of intentionally added microplastics in the UK, including rubber infill. The project is expected to report in spring 2025 and will inform any future regulatory actions in Great Britain. Sports England has provided more information on the matter with its position statement on 3G pitches.<sup>6</sup>

Subject to the above, should 3G pitches no longer be accessible for training demand, the below table identifies how many good quality sports lit grass pitches would be required in replacement to accommodate all football training demand currently taking place in Wiltshire for each relevant age format. This assumes that every team will train for one match equivalent session a week on their preferred pitch type.

*Table 4.26: Summary of grass pitch requirements without access to 3G provision*

Format	Total number of teams	Good quality pitch capacity (match equivalent sessions)	Total number of good quality pitches required	Potential playing field hectareage required
Adult	150	3	50	30
Youth 11v11	245	4	62	37
Youth 9v9	180	4	45	19
Mini 7v7	160	6	27	6
Mini 5v5	126	6	21	4

As seen, there would be a requirement for 205 additional grass football pitches and approximately 96 hectares of land (given that shortfalls exist on the current stock). Furthermore, there would also be a requirement to accommodate 8.25 match equivalent sessions of additional training demand from Chippenham RUFC which equates to three good quality sports lit rugby union pitches.

The above is wholly unfeasible and showcases just how crucial the provision of 3G is. As such, in the event that the existing rubber crumb infills become outlawed, there will be a need to resurface them with an alternative suitable and appropriate infill based on the findings of the DEFRA report. Several solutions are currently being tested.

## **Recommendations**

- ◀ Protect current stock of 3G pitches.
- ◀ Seek to resurface existing provision when it is required to sustain quality.
- ◀ Install additional 3G pitch provision to meet football training and match play demand as well as to assist in reducing rugby union grass pitch shortfalls.
- ◀ Ensure that any new 3G pitches are constructed to meet FA/RFU recommended dimensions and quality performance standards that meet relevant testing criteria.

<sup>6</sup> [Position statement on 3G pitches | Sports England](#)

- ◀ Ensure all existing and new operators of 3G pitches have a sinking fund in place for carpet replacement and recycling of the carpet and infill containment strategies via planning conditions.
- ◀ Ensure that all existing and new pitches that are on the FA register are re-tested every three years to sustain certification.
- ◀ Ensure that all existing and new pitches that are World Rugby compliant are re-tested every two years to sustain certification.
- ◀ Ensure that all new 3G pitches are serviced by sports lighting (LED with controllable switch gear) to maximise usage potential.
- ◀ For pitches with existing sports lighting, encourage a switch to more energy efficient provision, where required.
- ◀ Encourage more match play demand to transfer onto 3G pitch provision.
- ◀ Ensure that any new 3G pitches with external funding have community use in place and seek to use this to also tie in access to grass pitch and other sporting provision.
- ◀ Ensure ancillary facilities are appropriate to support 3G pitch provision.
- ◀ Ensure suitable infill containment is retro-fitted and that all pitches have containment and recycling strategies in place, with alternatives to rubber crumb to be explored, subject to the findings of the DEFRA report.

## Cricket squares

### Assessment Report summary

#### Cricket – supply and demand summary

- ◀ There are 26 squares in Wiltshire that have potential capacity to accommodate further demand on a Saturday, 37 squares on Sundays, and 46 squares during midweek.
- ◀ There are 18 sites in Wiltshire overplayed by a total of 226 match equivalent sessions.
- ◀ Overall, there is currently sufficient capacity of natural turf cricket squares to meet current and future demand for club cricket across Wiltshire.

#### Cricket – supply summary

- ◀ In total, there are 97 grass wicket cricket squares in Wiltshire provided across 82 sites, with 80 squares available for community use across 75 sites.
- ◀ There are a total of 57 active non-turf pitches (NTPs) with 26 accompanying grass wickets squares and the remaining 31 being standalone.
- ◀ Heytesbury & Sutton Veny and Fonthill Park cricket clubs are considered to have unsecure tenure due to having yearly rolling renting arrangements on their home sites.
- ◀ Of the grass wicket squares, 66 (68%) are rated as good quality, whilst 31 (32%) are rated as standard quality - there are no poor quality grass wicket cricket squares identified.
- ◀ The audit of ancillary facilities at available grass pitch cricket sites determines that 20 sites are accompanied by good quality facilities and 47 have standard quality provision, with only 11 sites categorised as having poor quality provision.
- ◀ One community available square at Sheldon School which has no onsite ancillary provision.
- ◀ Of the 74 community available sites, just over half (39 or 53%) have fixed net provision.

#### Cricket – demand summary

- ◀ There are 70 clubs in Wiltshire which collectively provide 324 teams, equating to 205 senior men's, 19 senior women's, 91 junior boys' teams and nine junior girls' teams.
- ◀ The largest club in the authority is Chippenham CC with 17 teams.
- ◀ Most teams are based in the Chippenham & Villages Analysis Area (36 teams), whereas the fewest are found in the Tidworth Analysis Area (six teams).
- ◀ Swindon CC and Swindon Super Strikers CC import demand into the authority through senior men's teams, whereas three club export demand outside of Wiltshire.
- ◀ 33 clubs are involved in All Stars, 28 in Dynamos and 12 field female softball teams.
- ◀ Wiltshire Cricket runs several teams in Wiltshire, with 32 venues different venues accessed.
- ◀ It is expected that three additional men's team are to be generated by population growth, whilst 12 responding clubs indicate total aspirational growth equating to 18 teams.

# WILTSHIRE COUNCIL PLAYING PITCH STRATEGY

## Scenarios

### Accommodating overplay

It is considered that a regular, sufficient maintenance regime can sustain sites with minimal levels of overplay. This could therefore be deemed as the case at:

- ◀ Biddestone Village Hall
- ◀ Bratton Recreation Ground
- ◀ Chestnut Springs Playing Field
- ◀ Devizes Sports Club
- ◀ Gerard Buxton Sports Ground
- ◀ Goatacre Cricket Club
- ◀ Goatacre Recreation Ground
- ◀ Salisbury & South Wilts Sports Club

Furthermore, many clubs playing at such sites do not necessarily believe that there is an issue and are able to accommodate such demand. However, attempts should be made to reduce identified overplay to ensure there is no detrimental effect on quality over time, especially at sites where overplay is significant.

Improving quality is one way to increase capacity, albeit many of the overplayed sites in Wiltshire are already good quality. The impact of improving all overplayed squares to good quality is shown in the table below.

Table 4.27: Overplay if all overplayed squares were good quality

Site ID	Site name	Analysis area	Current quality	Current capacity rating (match equivalent sessions)	Good quality capacity rating (match equivalent sessions)
32	Biddestone Village Hall	Chippenham & Villages	Standard	7	5
32	Biddestone Village Hall	Chippenham & Villages	Standard	3	5
48	Bratton Recreation Ground	Westbury	Good	3	3
69	Chestnut Springs Playing Field	Royal Wootton Bassett & Cricklade	Good	1	1
72	Chippenham Sports Club	Chippenham & Villages	Standard	30	14
82	Collingbourne Ducis Recreation Ground	Tidworth	Standard	23	16
85	Corsham Cricket Club	Corsham	Good	22	22
96	Culver Close Playing Field	Bradford-on-Avon	Good	17	17
104	Devizes Sports Club	Devizes	Standard	1	3
130	Gerard Buxton Sports Ground	Royal Wootton Bassett & Cricklade	Good	1	1
131	Goatacre Cricket Club	Calne	Good	2	2

## WILTSHIRE COUNCIL PLAYING PITCH STRATEGY

Site ID	Site name	Analysis area	Current quality	Current capacity rating (match equivalent sessions)	Good quality capacity rating (match equivalent sessions)
132	Goatacre Recreation Ground	Calne	Good	6	6
186	Leighton Recreation Centre	Westbury	Good	9	9
241	Potterne Cricket Club (The Grove)	Devizes	Good	18	18
258	Salisbury & South Wilts Sports Club	Salisbury	Good	3	3
276	Sheldon School	Chippenham & Villages	Standard	5	1
285	Spaniels Bridge	Devizes	Standard	21	10
327	The Downs	Bradford-on-Avon	Good	32	32
394	St Barnabas Cricket Ground	Melksham	Good	15	15
395	Chalke Valley Cricket Club	South West Wiltshire	Standard	8	3
-	-	-	<b>Total</b>	<b>227</b>	<b>173</b>

As seen, overplay would be eradicated and spare capacity produced at Biddestone Village Hall and Devizes Sports Club, whereas it would be reduced to more minimal levels at Sheldon School and Chalke Valley Cricket Club. This would decrease overall overplay across Wiltshire by 54 match equivalent sessions per season and overplay in the Chippenham & Villages Analysis Area would be fully alleviated.

In contrast, the deficit on the squares at Chippenham Sports Club, Collingbourne Ducis Recreation Ground, Corsham Cricket Club, Culver Close Playing Field, Leighton Recreation Centre, Potterne Cricket Club (The Grove), Spaniels Bridge, The Downs and St Barnabas Cricket Ground cannot be reduced as they are already good quality. An alternative approach is therefore required.

A potential option to reduce shortfalls on sites that remain overplayed would be to either install NTPs where such provision is not already in place, or to greater utilise exists NTPs where they are in place. This is the case at Collingbourne Ducis Recreation Ground and Spaniels Bridge, whereas installation could be explored as a priority at:

- ◀ Corsham Cricket Club
- ◀ Culver Close Playing Field
- ◀ Leighton Recreation Centre
- ◀ Potterne Cricket Club (The Grove)
- ◀ The Downs
- ◀ St Barnabas Cricket Ground

As a caveat, whilst the inclusion of NTPs for the management of fixtures would assist in alleviating overplay issues, usage is subject to league rules and minimum pitch specifications. Generally, they are only suitable for junior match play. Furthermore, installation should not lead to undue pressure being placed on clubs and volunteers, particularly where provision would need to be self-funded.

### *Hybrid wickets*

Although not currently readily available within grassroots cricket, there may be potential in the future to address overplay through the installation of hybrid wickets on competitive senior squares. The ECB has been working with SIS Pitches on the installation of such provision at county cricket clubs such as Edgbaston Cricket Ground in 2019 and more recently at recreational sites such as Perry Hall Playing Fields (Birmingham) in 2021 and Didsbury Cricket Club (Manchester) in 2022.

A hybrid wicket combines natural turf grass with less than 5% of uniquely engineered, soft polyethylene yarn, which has already been used for other sports such as to improve golf tees, tennis courts and pitch surrounds. These wickets are designed to offer greater capacity in addition to reducing the time spent on repair works, with a faster recovery time intended. Reports have found that hybrid wickets improve surface stability, reduce wear, reduce bowler foot holes and significantly extended hours of playing time (around double the capacity of natural turf provision).

Ideally, once hybrid wickets become more readily available for community cricket clubs and have gone through the required testing, they could act as a way to increase levels of playing capacity on overplayed squares. This would be particularly beneficial for those sites which are limited on space and cannot create additional wickets due to restrictions things such as boundary length or ball strike.

Although it is difficult at this stage to understand what impact hybrid wickets could have on site capacity, it is suggested that it could potentially eradicate all overplay on both junior and senior wickets. This is based on the assumption that more senior demand can take place on the hybrid wickets, thus allowing for the outer senior wickets to be used/converted for more junior demand.

In Wiltshire, South Wilts CC and Redlynch & Hale CC have identified ambitions to install hybrid wickets on their squares at Salisbury & South Wilts Sports Club and Redlynch Recreation Ground, respectively. South Wilts CC is looking to install four hybrid wickets across its two squares onsite, whilst Redlynch & Hale CC is looking to install two hybrid wickets. This would very likely fully alleviate shortfalls at Salisbury & South Wilts Sports Club (Redlynch Recreation Ground is not currently overplayed, although that is not to say that hybrid wicket installation would not have benefits).

In addition, should hybrid wickets become more common and their impact more known, other sites in Wiltshire which would benefit and should be targeted for installation include:

- ◀ Chippenham Sports Club
- ◀ Collingbourne Ducis Recreation Ground
- ◀ Corsham Cricket Club
- ◀ Culver Close Playing Field
- ◀ Leighton Recreation Centre
- ◀ Potterne Cricket Club (The Grove)
- ◀ Spaniels Bridge
- ◀ St Barnabas Cricket Ground
- ◀ The Downs

This is because of high levels of existing overplay that cannot be reduced through quality improvements.



## WILTSHIRE COUNCIL PLAYING PITCH STRATEGY

### *Impact of losing access to education and MOD sites*

There are currently two sites in Wiltshire that are used for community cricket which are under either educational or MOD management and therefore provide no security of tenure. These sites are Land Warfare Centre, which is operated by the MOD and used by Warminster CC, and Sheldon School, which is operated in the education sector and used by Chippenham CC.

If community access to both sites was to be lost, existing demand need to be relocated. In total, this equates to 18 match equivalent sessions a season in the Warminster Analysis Area and 21 match equivalent sessions a season in the Chippenham & Villages Analysis Area.

In regard to relocating the demand from Chippenham CC (four men's teams and one U13s team), sites in the Chippenham & Villages Analysis Area such as Grittleton Cricket Ground, Langley Burrell Playing Pitch and The Green could be utilised and collectively provide sufficient capacity. However, this is unlikely to be an issue as the Club is currently negotiating a 30-year lease agreement with the School.

Warminster CC could feasibly relocate its demand to The Corsley War Memorial Playing Field, which has spare capacity across all peak times (Saturday, Sunday and midweek).

### *Future demand – club aspirations*

Below is a summary from the preceding Assessment Report of club aspirations for future demand. This has previously been discounted as it is considered to be more theoretical than population-based growth.

*Table 4.28: Future demand aspirations expressed by club (number of teams)*

Club	Analysis area	Senior men	Senior women	Junior boys	Junior girls
Avebury CC	Marlborough	-	1	-	-
Biddestone CC	Chippenham & Villages	1	-	-	-
Bratton CC	Westbury	1	-	1	-
Chippenham CC	Chippenham & Villages	-	1	1	-
Corsham CC	Corsham	-	1	-	-
Collingbourne CC	Tidworth	-	-	2	-
Devizes CC	Devizes	1	1	2	-
Farley CC	Southern Wiltshire	-	-	1	-
Goateacre CC	Calne	-	1	1	-
Heytesbury & Sutton Veny CC	Warminster	1	-	1	-
Melksham CC	Melksham	-	1	1	-
Potterne CC	Devizes	-	-	-	1
Redlynch & Hale CC	Southern Wiltshire	-	1	1	-
Shrewton CC	Stonehenge	1	1	-	-
Steeple Langford CC	South West Wiltshire	-	-	1	1
Westbury & District CC	Westbury	1	-	-	-
Wilcot CC	Pewsey	-	-	1	-
-	<b>Total</b>	<b>6</b>	<b>8</b>	<b>13</b>	<b>2</b>

## WILTSHIRE COUNCIL PLAYING PITCH STRATEGY

Of the above, all future demand expressed by Farley, Heytesbury & Sutton Veny, Melksham, Redlynch & Hale, Steeple Langford and Wilcot cricket clubs as well as the senior women and junior teams from Devizes CC can be accommodated on squares currently used by the clubs. No action is therefore required in relation to these.

Furthermore, future demand from Corsham CC, Collingbourne CC, Goatacre CC and Potterne CC could be accommodated if existing overplay at their sites was alleviated (e.g., via quality improvements and/or NTP installation/use), whereas both overplay, and security of tenure would need to be addressed for Biddestone CC and Chippenham CC (Sheldon School) to actualise their future aspirations.

The remaining clubs cannot realistically be accommodated as there is no actual spare capacity at their individual sites and no way for this to be created. This therefore relates to the senior men's growth at Devizes CC and all growth at:

- ◆ Avebury CC
- ◆ Bratton CC
- ◆ Shrewton CC
- ◆ Westbury & District CC

If the clubs did actualise their ambitions, they would need to find a secondary site in their analysis area with sufficient capacity. Potential options for these clubs are therefore outlined in the table below.

*Table 4.29: Summary of potential future demand solutions*

Club	Analysis area	Future demand	Potential options
Avebury CC	Marlborough	1 x senior women's	Marlborough Cricket Club Minal Cricket Club & Sports Field Ramsbury Recreation Centre
Bratton CC	Westbury	1 x senior men's 1 x junior boys'	-
Devizes CC	Devizes	1 x senior men's	Erlestoke & Coulston Cricket Club Spye Park Cricket Club Urchfont Village Cricket Club
Shrewton CC	Stonehenge	1 x senior men's 1 x senior women's	Archers Gate Centenary Pavilion Great Durnford
Westbury & District CC	Westbury	1 x senior men's	-

For Bratton CC and Westbury & District CC, there is no suitable alternative provision in the Westbury Analysis Area. They would, thus, need to access provision in a neighbouring analysis area, or a new square will need to be established.

Westbury & District CC has aspirations to develop an additional square which would address the needs stated above. This is further explored in the following scenario.

### *Establishing new provision*

As referenced above, there could be rationale to establish new cricket provision in Wiltshire, particularly in order to accommodate future demand and especially within the Westbury Analysis Area. Westbury & District CC's aspiration to develop a secondary site, either by itself or in partnership with a local school, should therefore be supported. Establishing access to this provision by Bratton CC would also be beneficial.

Elsewhere, overplay can theoretically be alleviated or at least be reduced to manageable levels through qualitative improvements and via installation of NTPs and/or hybrid wickets. As such, there is no overarching requirement for new squares, although the need will increase if other options to eradicate shortfalls are not undertaken or are deemed to be unviable.

Malmesbury CC also highlights a desire to create a second square due to capacity pressures at its current site (The Worthies). It is currently operating at capacity meaning the Club does require access to additional provision for its future demand; however, there are three sites (Bradstone Sports Field, Charlton Village Hall & Playing Fields and Oaksey Playing Field) in the locality that capacity to accommodate this.

In addition, Cricklade CC also reports that it is currently searching for a new site to develop provision. However, this is due to its existing site having flooding issues, with the costs for undertaking repairs rising. The new facility would therefore replace this provision rather than providing additional pitch stock, meaning there would no discernible impact in terms of accommodating additional demand, although it should be supported as a means to improving quality. Any square would also need to be a minimum of ten good quality wickets to meet current levels of demand, but it is suggested that additional wickets or an NTP/hybrid wicket should also be installed as this will provide capacity for growth.

### *Bringing disused sites back into use*

There are six sites in Wiltshire containing disused cricket provision. These are:

- ◀ Barry's Field Sports Ground (Southern Wiltshire Analysis Area)
- ◀ Compton Chamberlayne Cricket Field (South West Analysis Area)
- ◀ Fovant Cricket Club (South West Wiltshire Analysis Area)
- ◀ Minety Playing Fields (Malmesbury Analysis Area)
- ◀ North Bradley Peace Memorial Trust Recreation Ground (Trowbridge Analysis Area)
- ◀ South Newton Rec (Stonehenge Analysis Area)

Fovant Cricket Club and Compton Chamberlayne Cricket Field are entirely disused sites, whereas all remaining sites are still active playing fields that are used for football and/or rugby union.

Based on the above scenarios, there is no clear requirement to bring any of the sites back into use for cricket, although this is dependent on actioning other requirements such as quality improvements and NTP installation. As such, whilst not currently needed, each site should be retained as strategic reserve until all relevant shortfalls within the areas in which they reside are overcome.

### *Meeting recreational and informal demand (NTPs)*

NTPs provide general recreational and informal cricketing opportunities in a non-traditional club environment, particularly when such provision is open access and located at local authority sites. These help to grow engagement and participation opportunities, especially within groups that are currently under-represented (e.g., women and girls and disability cricket).

Across Wiltshire, there are currently eight standalone NTPs at accessible sites for recreational and informal demand. These are located at the following:

- ◀ Beversbrook Sports Facility (Calne)
- ◀ Castle Meadow Playing Field (South West Wiltshire)
- ◀ Chalke Valley Sports Centre (South West Wiltshire)
- ◀ Donhead Sports Club (South West Wiltshire)
- ◀ Landford Recreation Ground (Southern Wiltshire)
- ◀ Leafy Lane Playing Fields (Corsham)
- ◀ Seend Lye Field (Devizes)
- ◀ Village Green (Devizes)

However, it should also be noted that some informal/recreational demand is exporting to the neighbouring authority of Swindon to participate in midweek short format leagues such as Last Man Stands (LMS). Furthermore, the number of accessible NTPs in Wiltshire is deemed insufficient with only five out of the 18 analysis areas currently accommodating preferable provision.

Based on the above, it is suggested that more standalone, accessible NTPs are established across Wiltshire, particularly focusing on the analysis areas that do not have provision and in particular areas of high population density such as Stonehenge, Bradford-on-Avon, Chippenham, Melksham, Royal Wootton Bassett, Salisbury, Trowbridge, Warminster and Westbury. The Council as well as relevant parish and town councils should explore potential options with the ECB/WCB to better analyse informal/recreational and to understand if potential investment opportunities.

New playing field provision is generally not required to accommodate the above. Instead, existing park and recreation ground sites should be utilised.

### **Recommendations**

- ◀ Protect existing quantity of cricket squares.
- ◀ Improve quality of standard quality squares, particularly where overplay is present (e.g., at Biddestone Village Hall, Devizes Sports Club, Sheldon School and Chalke Valley Cricket Club), and sustain quality at good quality sites.
- ◀ Install NTPs at overplayed sites that are not currently serviced by such provision (e.g., at Corsham Cricket Club, Culver Close Playing Field, Leighton Recreation Centre, Potterne Cricket Club, The Downs and St Barnabas Cricket Ground).
- ◀ Explore the installation of hybrid wickets as and when more information is known as their effectiveness and their viability, particularly at key sites that are well used.
- ◀ Ensure future demand can be accommodation through the utilisation of secondary squares and potentially via new pitch provision in the Westbury Analysis Area.
- ◀ Seek to secure tenure at currently unsecured sites (i.e., Sheldon School and Land Warfare Centre) and ensure access to alternative venues can be sought should the provision be lost.

- ◀ Improve security of tenure for clubs without ownership or a long-term lease agreement in place (e.g., at Heytsbiry Park, Kenney Valley Village Hall & Recreation Ground, Stop Lane and Whitley Golf Club).
- ◀ Retain disused provision as strategic reserve.
- ◀ Improve ancillary facilities where there is a need to do so, especially where existing provision is poor quality and where women's and girls' demand exists (e.g., at Alexander Park, Broughton Gifford Common, Coronation Field, Grittleton Cricket Ground, Great Bedwyn Cricket Club, Harnham Cricket Ground, Heytesbury Park, Langford Recreation Ground, Langley Burrell Playing Pitch, Purton Cricket Club, Great Dumford and Whitley Gold Club).
- ◀ Ensure all new pavilions and extensions to existing pavilions consider environmental sustainability measures.
- ◀ Improve existing and provide additional training facilities (e.g., practice nets) where there is demand to do so (e.g., at Biddestone Village Hall, Chippenham Rugby Club, Collingbourne Ducis Recreation Ground, Devizes Sports Club, Erlestoke & Coulston Cricket Club, Grittleton Cricket Groudn, Kilmington & Stourton Cricket Club, The Green and The Worthies).
- ◀ Ensure recreational and informal cricket demand can be appropriately accommodated and demand increased, particularly through the installation of standalone NTPs at park and recreation ground sites in areas where they are not currently provided.
- ◀ Continue to support ECB initiatives such as All Stars, Dynamos and women's softball.
- ◀ Ensure that any large housing developments are provided for and assess the need for new pitch provision through master planning on an individual basis.
- ◀ Where a development is of a size to justify on-site cricket provision, ensure that any proposals for new squares will attract adequate demand.
- ◀ Where a development is not of a size to justify on-site cricket provision, consider using contributions to improve existing sites within the locality.
- ◀ Ensure that any developments nearby to existing or new cricket sites do not prejudice the use of the provision (e.g., through ball-strike issues).

## Rugby union - grass pitches

### *Assessment report summary*

#### **Rugby union – supply and demand summary**

- ◀ There are 25 pitches across 11 sites that have potential spare capacity in Wiltshire; however, only 13 pitches at eight sites have actual spare capacity for further play.
- ◀ There are 25 pitches across 12 sites which are overplayed by a total of 38.1 match equivalent sessions per week.
- ◀ Overall, there is a current shortfall of 31.6 match equivalent sessions per week on senior rugby union pitches to meet current demand, with shortfalls evident in 10 out of the 18 analysis areas.

#### **Rugby union - supply summary**

- ◀ Within Wiltshire, there are 104 rugby union pitches, with 65 available for community use - the 39 unavailable pitches are located either at education or MOD managed sites.
- ◀ There are 10 sites that are either active sites which have previously accommodated rugby union provision, or which are completely disused sites.
- ◀ Amesbury RUFC is the only club which is known to have an issue with its current tenure agreement.
- ◀ There are future development plans/aspirations involving Marlborough RUFC, Trowbridge RUFC, Cricklade RUFC and Amesbury RUFC.
- ◀ Of the community available rugby union pitches, 28 are of good quality, 22 are standard quality and 15 are poor quality.
- ◀ 12 sites are serviced by good quality ancillary facilities, four by standard quality ancillary facilities and two by poor quality ancillary facilities.

# WILTSHIRE COUNCIL PLAYING PITCH STRATEGY

## Rugby union - demand summary

- There are 19 community clubs based in Wiltshire providing a total of 188 teams.
- Broken down, there are 33 senior men's, six senior women's, 41 age grade boys, 22 age grade girls and 86 age grade mixed teams.
- Bradford-on-Avon, Chippenham, Devizes, Marlborough, Melksham, Royal Wootton Bassett, Salisbury and Trowbridge clubs all accommodate women and girls demand to some capacity.
- In addition to match play demand, there are 79 match equivalent sessions of training demand occurring on a weekly basis, with 59 match equivalent sessions of this taking place on match pitches through either permanent or portable sports lighting.
- There is latent demand expressed by Trowbridge, Amesbury, Wheatsheaf Cabin Crew, Warminster and Cricklade rugby clubs.
- Future growth from population increases amounts to one senior men's, two age grade boys and four mini mixed teams, whilst nine clubs report future aspirations equating to seven match equivalent sessions per week.

## Scenarios

### Improving pitch quality of overplayed pitches

There are 23 rugby union pitches across 12 sites in Wiltshire which are overplayed by a total of 38.1 match equivalent sessions per week.

The table below examines what would be the impact of improving the quality of all these pitches to good (with capacity for three match equivalent sessions per week per pitch).

Table 4.30: Capacity of overplayed pitches if quality was maximised to good

Site ID	Site name	Analysis area	No. of pitches	Sports-lit?	Current quality	Current capacity rating (match sessions)	Good quality rating (match sessions)
15	Archers Gate Centenary Pavilion	Stonehenge	1	No	Standard	1.9	1.2
22	Ballards Ash Sports Ground	Royal Wootton Bassett & Cricklade	2	Yes	Good	3.15	3.15
44	Bradford-on-Avon Rugby Club	Bradford-on-Avon	1	Yes	Standard	1.9	1.2
71	Chippenham Rugby Club	Chippenham & Villages	2	Yes	Standard	1.7	1
88	Corsham Rugby Club	Corsham	1	Yes	Standard	2.65	1.95
88	Corsham Rugby Club	Corsham	1	No	Standard	0.4	0.3
104	Devizes Sports Club	Devizes	1	Yes	Standard	3.15	2.45
104	Devizes Sports Club	Devizes	1	No	Standard	1.9	1.2
121	Fairview Fields	Royal Wootton Bassett & Cricklade	1	Yes	Standard	0.15	0.55

## WILTSHIRE COUNCIL PLAYING PITCH STRATEGY

Site ID	Site name	Analysis area	No. of pitches	Sports-lit?	Current quality	Current capacity rating (match sessions)	Good quality rating (match sessions)
200	Marlborough Rugby Club	Marlborough	2	No	Standard	3.05	1.65
229	Oakfield Stadium	Melksham	1	Yes	Standard	1.15	0.45
229	Oakfield Stadium	Melksham	2	No	Standard	1.55	0.15
262	Salisbury Rugby Football Club	Salisbury	1	Yes	Standard	7.65	6.95
345	Trowbridge Rugby Club (Doric Park)	Trowbridge	1	Yes	Standard	5.15	4.45
345	Trowbridge Rugby Club (Doric Park)	Trowbridge	3	No	Standard	0.4	1.7
400	Hudson's Field	Salisbury	2	No	Standard	2.3	0.9

As seen, only overplay on some pitches at Corsham Rugby Club, Trowbridge Rugby Club (Doric Park) and Fairview Fields could be fully alleviated.

Overall, overplay would reduce to 26.7 match equivalent sessions per week. This would reduce the shortfall across Wiltshire to 17.7 match equivalent sessions, as shown in the table below. Shortfalls would, however, remain in 10 of the analysis areas.

Table 4.31: Overall impact of improving pitch quality across Wiltshire

Analysis area	Current total (match equivalent sessions)	Potential total (match equivalent sessions)
Stonehenge	1.9	1.2
Bradford-on-Avon	1.9	1.2
Calne	0.5	0.5
Chippenham & Villages	1.7	1
Corsham	2.55	1.15
Devizes	5.05	3.65
Malmesbury	1.5	1.5
Marlborough	3.05	1.65
Melksham	2.65	0.6
Pewsey	1	1
Royal Wootton Bassett & Cricklade	1.15	1.15
Salisbury	9.95	7.85
South West Wiltshire	0.5	0.5
Southern Wiltshire	0	0
Tidworth	0	0
Trowbridge	5.55	2.75
Warminster	1	1
Westbury	0	0
<b>Total</b>	<b>31.6</b>	<b>17.7</b>

## WILTSHIRE COUNCIL PLAYING PITCH STRATEGY

Whilst in principle the improvement of pitch quality and maintenance can be seen in the table above, it should be noted that for all clubs increasing pitch maintenance programmes may not be as feasible as at other sites. This is down to the long-term cost implications and also the time required to be invested by volunteers to enhance a pitch to good quality and to ensure maintenance is at a high enough standard to maintain this.

### *Increasing sports-lit provision*

Most pitches that would remain overplayed despite pitch quality improvements are serviced by sports lighting. This is because usage is often more concentrated on this provision as training demand can be accommodated in addition to match play. However, this could be somewhat reduced by adding additional sports lighting to affected sites, particularly where existing non-lit pitches have spare capacity for an increase in demand.

In Wiltshire, the following sites currently have overplayed sports-lit pitches:

- ◀ Ballards Ash Sports Ground
- ◀ Bradford-on-Avon Rugby Club
- ◀ Chippenham Rugby Club
- ◀ Colerne Rugby Football Club (Higgins Field)
- ◀ Corsham Rugby Club
- ◀ Devizes Sports Club
- ◀ Fairview Fields (Cricklade Rugby Club)
- ◀ Oakfield Stadium
- ◀ Salisbury Rugby Football Club
- ◀ Trowbridge Rugby Club (Donic Park)

Of these, the overplay could be eradicated at Fairview Fields (Cricklade Rugby Club) through pitch quality improvements and it is therefore considered that no additional lighting is presently needed.

For the remaining sites, the table below explores potential sports lighting options.

*Table 4.32: Summary of additional sports lighting requirements/options*

Site ID	Site name	Analysis area	Comments
22	Ballards Ash Sports Ground	Royal Wootton Bassett & Cricklade	The site has one sports lit pitch that is overplayed by 3.15 match equivalent sessions and two non-lit pitches that have spare capacity of 2.4 match equivalent sessions. Adding additional lighting to these could therefore reduce overall overplay across the site to 0.75 match equivalent sessions.
44	Bradford-on-Avon Rugby Club	Bradford-on-Avon	The site has one sports lit pitch that is overplayed by 1.9 match equivalent sessions and two non-lit pitches that have spare capacity of 0.3 match equivalent sessions. Adding additional lighting to these could therefore reduce overall overplay across the site to 1.6 match equivalent sessions.
71	Chippenham Rugby Club	Chippenham	The site has no pitches without lighting and therefore could not accommodate additional sports-lit provision.



## WILTSHIRE COUNCIL PLAYING PITCH STRATEGY

Site ID	Site name	Analysis area	Comments
88	Corsham Rugby Club	Corsham	The site has one sports lit pitch that is overplayed by 2.65 match equivalent sessions and one non-lit pitch that is overplayed by 0.4 match equivalent sessions. Adding additional lighting would therefore have no overall benefit, even if quality was also improved.
104	Devizes Sports Club	Devizes	The site has one sports lit pitch that is overplayed by 3.15 match equivalent sessions and one non-lit pitch that is overplayed by 1.9 match equivalent sessions. Adding additional lighting would therefore have no overall benefit, even if quality was also improved.
229	Oakfield Stadium	Melksham	The site has two sports lit pitches that are overplayed by 1.55 match equivalent sessions and one non-lit pitch that is overplayed by 1.15 match equivalent sessions. Adding additional lighting would therefore have no overall benefit, even if quality was also improved.
262	Salisbury Rugby Football Club	Salisbury	The site has no pitches without lighting and therefore could not accommodate additional sports-lit provision.
345	Trowbridge Rugby Club (Doric Park)	Trowbridge	The site has one sports lit pitch that is overplayed by 5.15 match equivalent sessions and three non-lit pitches that are overplayed by 0.4 match equivalent sessions. If quality improved, these would provide spare capacity which could therefore accommodate some training demand with the installation of sports lighting. This could then reduce total overplay across the site to 3.45 match sessions.

As seen, additional sports lighting could be installed at Ballards Ash Sports Ground, Devizes Sports Club, Bradford-on-Avon Rugby Club and Trowbridge Rugby Club (Doric Park) to reduce overplay levels, through spreading current training demand across other pitches onsite. It would, however, make no discernible difference at the remaining sites.

Notwithstanding the above, it should be noted that the installation of sports lighting is likely to result in a need for increased maintenance and therefore increased costs. This is because it leads to an intensification of use, with additional work then required to ensure that quality is sustained.

### *World Rugby compliant 3G pitches*

There are aspirations to create new World Rugby compliant 3G pitches across Wiltshire, particularly in the Trowbridge and Melksham analysis areas. In Trowbridge, this warrants support as, whilst overplay can be reduced through pitch quality improvements and additional sports lighting, it cannot be fully alleviated. Access to a 3G pitch to accommodate all training demand from the Club would enable the transfer of 7.75 match equivalent sessions from the grass pitches and therefore eradicate all deficits.

Based on the above, although the initial planned development for a 3G pitch on land adjacent to Trowbridge Rugby Club will not be proceeding due to rising costs, it is still recommended that a pitch be established in the Analysis Area in order to alleviate grass rugby union shortfalls. Additionally, it would assist in reducing football-based deficits for training and competitive demand.

## WILTSHIRE COUNCIL PLAYING PITCH STRATEGY

Similarly, in Melksham, overplay at Oakfield Stadium cannot be fully alleviated through qualitative improvements or additional sports lighting. The Club would also therefore benefit from access to a World Rugby compliant pitch as this would enable the transfer of 5.5 match equivalent sessions of demand (current overplay equates to 4.75 match equivalent sessions per week).

In addition, although no existing plans are in place, based on evidence from the PPS, a World Rugby compliant pitch would also be beneficial in the Stonehenge, Salisbury and Corsham analysis areas. This is because overplay cannot be alleviated completely without such provision or without access to additional grass pitches.

For the Stonehenge Analysis Area, Amesbury RUFC has a desire to relocate from Archers Gate Centenary Pavilion due to restrictions in accessing its pitches and ancillary provision. It has mentioned Boscombe Down Sports Field as a potential site which is also identified as a site for a potential 3G pitch, linked to football. Scope could therefore exist to also make this World Rugby compliant.

### *Additional pitch provision*

Based on the above scenarios, additional grass rugby union provision could be required in the Stonehenge, Corsham, Melksham, Salisbury and Trowbridge analysis areas, although the need for this would be eradicated through the provision of World Rugby compliant 3G pitch provision.

Elsewhere, Marlborough RUFC is currently undertaking consultation with relevant stakeholders on behalf of Marlborough Town Council with the aim of developing additional sports provision in partnership with Marlborough Youth FC. It also aspires to develop additional pitch provision on the area of land directly in front of its clubhouse, with this large enough to accommodate age grade provision.

The Club's site currently accommodates two standard quality senior pitches, neither of which are sports lit. The pitches are accumulatively overplayed by 3.05 match equivalent sessions due to a mixture of competitive and training demand, with training demand taking place via the use of portable lighting. To fully alleviate the overplay, there would be a need to create one good quality senior pitch, in addition to improving the existing provision. Furthermore, at least two pitches will need to be serviced by permanent or portable sports lighting.

*Table 4.33: Additional pitch needs for Marlborough RUFC (match equivalent sessions)*

Site ID	Site name	Pitch size	No. of pitches	Current quality	Competitive demand	Training sessions	Capacity rating
	<b>Current</b>						
200	Marlborough Rugby Club	Senior	1	Standard	3.5	-	0.9
200	Marlborough Rugby Club	Senior	1	Standard	0.5	4.25	2.15
	<b>Potential</b>						
200	Marlborough Rugby Club	Senior	1	Good	3	-	0.3
200	Marlborough Rugby Club	Senior	1	Good	0.5	2	0.8
200	Marlborough Rugby Club	Senior	1	Good	0.5	2.25	0.55

## WILTSHIRE COUNCIL PLAYING PITCH STRATEGY

### Accessing MOD and education pitches

Across Wiltshire there are substantial number of grass rugby union pitches at either MOD or school sites which could have capacity to reduce shortfalls. Spare capacity at these sites has currently been discounted due to a number of factors including not being available for community use, being played to capacity through curricular/extracurricular demand, a lack of sports lighting, not providing security of tenure and/or the poor pitch quality. The relevant sites have been outlined in the table below.

Table 4.34: Capacity of overplayed pitches if quality was maximised to good

Site ID	Site name	Analysis area	Available for community use?	No. of pitches	Pitch type	Sports lights?	Quality rating	Capacity rating (match equivalent sessions)	Potential actual spare capacity (match equivalent sessions)
16	Arcot Road (Aspire Defence Ground)	Tidworth	No	1	Senior	No	Standard	-	1
21	Azimghur Barracks	Corsham	No	1	Senior	No	Standard	-	1
33	Bishop Wordsworths School	Salisbury	Yes	2	Senior	No	Poor	0	2
46	Bradon Forest School	Royal Wootton Bassett & Cricklade	Yes	1	Senior	No	Poor	0	1
63	Chafyn Grove School	Salisbury	No	2	Senior	No	Good	-	2
93	Cricklade Manor Prep School	Royal Wootton Bassett & Cricklade	No	2	Junior	No	Poor	-	2
98	Dauntsey's School	Devizes	Yes	9	Senior	No	Good	18	9
103	Devizes School	Devizes	Yes	2	Senior	No	Poor	0	2
163	John of Gaunt School	Trowbridge	Yes	2	Senior	No	Poor	0	2
171	Kingsbury Green Academy	Calne	No	1	Senior	No	Poor	-	1
176	Land Warfare Centre (Site 1)	Warminster	No	1	Senior	No	Standard	-	1
182	Lavington School	Devizes	Yes	1	Senior	No	Poor	0	1
194	Malmesbury School	Malmesbury	No	2	Senior	No	Standard	-	2
197	Marlborough College	Marlborough	No	8	Senior	No	Good	-	8

## WILTSHIRE COUNCIL PLAYING PITCH STRATEGY

Site ID	Site name	Analysis area	Available for community use?	No. of pitches	Pitch type	Sports lights?	Quality rating	Capacity rating (match equivalent sessions)	Potential actual spare capacity (match equivalent sessions)
205	Melksham Oak Community School	Melksham	Yes	1	Senior	No	Standard	0	2
211	MOD Larkhill	Stonehenge	No	2	Senior	No	Standard	-	2
212	MOD Lyneham	Royal Wootton Bassett & Cricklade	No	3	Senior	No	Standard	-	3
238	Pewsey Vale School	Pewsey	No	1	Senior	No	Poor	-	1
255	Royal Wootton Bassett Academy	Royal Wootton Bassett & Cricklade	No	1	Senior	No	Poor	-	1
276	Sheldon School	Chippenham & Villages	Yes	3	Senior	No	Poor	0	3
280	Somme Road (Aspire Defence Ground)	Tidworth	No	1	Senior	No	Standard	-	1
297	St John's Marlborough	Marlborough	Yes	1	Senior	No	Poor	0	1
299	St Laurence School	Bradford-on-Avon	Yes	1	Senior	No	Poor	0	1
320	Tedworth Park Polo Club (Tidworth Site)	Tidworth	No	1	Senior	No	Standard	-	1
323	The Clarendon Academy	Trowbridge	Yes	1	Senior	No	Poor	0	1
325	The Corsham School	Corsham	No	1	Senior	No	Standard	-	2
337	The Trafalgar School at Downton	Southern Wiltshire	No	1	Senior	No	Poor	-	1
357	Warminster Prep School	Warminster	No	1	Junior	No	Poor	-	1
359	Warminster School	Warminster	No	1	Senior	No	Standard	-	1
374	Wiltshire College Lackham	Corsham	No	1	Senior	No	Poor	-	1
398	Land Warfare Centre (Site 2)	Warminster	No	3	Senior	No	Standard	-	3
399	Larkhill Sports Ground	Stonehenge	No	1	Senior	No	Standard	2	2
401	Buckley Barracks	Chippenham & Villages	No	1	Senior	No	Standard	-	1

## WILTSHIRE COUNCIL PLAYING PITCH STRATEGY

In total, there 64 match equivalent sessions of potential spare capacity discounted across the sites. As seen below, if this capacity could be accessed, shortfalls across Wiltshire as a whole and in most analysis areas would be alleviated. Only deficits would remain in the Bradford-on-Avon, Melksham, Trowbridge and Salisbury analysis areas.

Table 4.35: Impact of accessing MOD and education sites across Wiltshire

Analysis area	Current total (match equivalent sessions)	Potential additional spare capacity (match equivalent sessions)	Potential total (match equivalent sessions)
Stonehenge	1.9	4	2.1
Bradford-on-Avon	1.9	1	0.9
Calne	0.5	1	1.5
Chippenham & Villages	1.7	4	2.3
Corsham	2.55	4	1.45
Devizes	5.05	12	6.95
Malmesbury	1.5	2	0.5
Marlborough	3.05	9	5.95
Melksham	2.65	2	0.65
Pewsey	1	1	2
Royal Wootton Bassett & Cricklade	1.15	7	5.85
Salisbury	9.95	4	5.95
South West Wiltshire	0.5	-	0.5
Southern Wiltshire	0	1	1
Tidworth	0	3	3
Trowbridge	5.55	3	2.55
Warminster	1	6	7
Westbury	0	-	0
<b>Total</b>	<b>31.6</b>	<b>64</b>	<b>32.4</b>

Notwithstanding the above, it is doubtful that security of tenure could be secured at all the sites mentioned, particularly those managed by the MOD and independent schools which have greater autonomy on their provision. Furthermore, due to the nature of rugby union, it must be noted that most clubs would not access the facilities even if they were available as many are often reluctant to utilise secondary venues. Nevertheless, attempts could be made to strategically align some community clubs with some of the sites as a means to reducing shortfalls, if all partners were willing.

### *Reinstating disused provision*

There are four disused sites in Wiltshire which previously accommodated rugby union provision. These are Meerut Road, The Conigre, Grittleton House School and The Water Pitches. In addition, there are also a number of sites that are still actively used for sport but which no longer supply rugby union provision including Dinton Recreation Ground, The Wellington Academy, Sarum Academy, Avon Valley College, Matravers School and Abbeyfield School.

## WILTSHIRE COUNCIL PLAYING PITCH STRATEGY

Reinstating pitches at the aforementioned sites could theoretically assist in alleviating the identified shortfalls for rugby union; however, based on several factors including issues with security of tenure, lack of accompanying ancillary provision, geographical location, current playing field quality and/or the potential cost of reinstating the provision, they are not currently considered to be viable prospects. No clubs express an aspiration to access any of the sites suggesting that use of them would be questionable even if they were brought back into the supply picture.

Notwithstanding the above, each site should be retained as strategic reserve until all relevant shortfalls within the areas in which they reside are overcome.

### *Accommodating future demand from club aspirations*

Overall, nine clubs that responded to consultation report future aspirations. Future demand identified by these equates to 20 teams and seven match equivalent sessions per week on senior pitches, as summarised in the table below.

*Table 4.36: Summary of aspirational future demand*

Club	Analysis area	Future team aspirations	Match equivalent sessions per week
Amesbury RUFC	Stonehenge	1 x age grade girls (U12s)	0.25
Amesbury RUFC	Stonehenge	1 x age grade boys (U12s)	0.25
Amesbury RUFC	Stonehenge	1 x age grade mixed	0.125
Calne RUFC	Calne	3 x Age grade mixed 1 x Age grade boys 1 x Age grade girls	1.75
Cricklade RUFC	Royal Wootton Bassett & Cricklade	3 x age grade (boys and girls U13-U18 inc.)	1.5
Cricklade RUFC	Royal Wootton Bassett & Cricklade	1 x age grade mixed	0.125
Devizes RUFC	Devizes	1 x age grade girls (U12s)	0.25
Marlborough RUFC	Marlborough	1 x age grade girls (U12s)	0.25
Marlborough RUFC	Marlborough	1 x age grade girls (U13s – U18s)	0.5
Royal Wootton Bassett RUFC	Royal Wootton Bassett & Cricklade	1 x age grade girls (U12s)	0.25
Trowbridge RUFC	Trowbridge	1 x age grade girls (U12s)	0.25
Wheatsheaf Cabin Crew RUFC	South West Wiltshire	1 x age grade (boys and girls U13-U18 inc.)	0.5
Wheatsheaf Cabin Crew RUFC	South West Wiltshire	1 x Senior men's	0.5
Westbury RUFC	Westbury	1 x Senior men's	0.5
-	-	<b>Total</b>	<b>5.25</b>

This has previously been discounted from calculations as it is considered to be more theoretical than future growth predicted via population growth; however, if such demand is realised, it will increase shortfalls throughout Wiltshire. The table below therefore examines if there is potential to accommodate this demand at the clubs existing sites based on current levels of supply.

# WILTSHIRE COUNCIL PLAYING PITCH STRATEGY

Table 4.37: Summary of future demand impact

Club name	Analysis area	Comments
Amesbury RUFC	Stonehenge	Existing provision at Archers Gate Centenary Pavilion is overplayed by 1.9 match equivalent sessions, although this could reduce to 1.4 match equivalent sessions with quality improvements. All match play demand could be accommodated on the pitch if it was improved to good quality, even if growth is realised; however, training demand will need to access alternative provision e.g., a World Rugby compliant 3G pitch.
Calne RUFC	Calne	Existing provision at Calne Recreation Ground has spare capacity of 1.3 match equivalent sessions, meaning growth of 1.75 match equivalent sessions for match play would result in overplay being established. This would also worsen when accounting for the additional training demand that would also be received.
Cricklade RUFC	Royal Wootton Bassett & Cricklade	Existing provision at Fairview Fields is overplayed by 0.75 match equivalent sessions, although some spare capacity could be created with pitch quality improvements. This, however, would only be sufficient to accommodate one of the four teams planned for.
Devizes RUFC	Devizes	Existing provision at Devizes Sports Club is overplayed by 5.05 match equivalent sessions, although this could reduce to 3.65 match equivalent sessions with quality improvements. All match play demand could be accommodated on the two pitches if quality improved to good, even if growth is realised; however, training demand will need to access alternative provision e.g., a World Rugby compliant 3G pitch.
Marlborough RUFC	Marlborough	Existing provision at Marlborough Rugby Club is overplayed by 3.05 match equivalent sessions, although this could reduce to 1.65 match equivalent sessions with quality improvements. All match play demand could be accommodated on the two pitches if quality improved to good, even if growth is realised; however, training demand will need to access alternative provision e.g., a World Rugby compliant 3G pitch.
Royal Wootton Bassett RUFC	Royal Wootton Bassett & Cricklade	Future match play demand could be accommodated via spare capacity on the non sports-lit pitches (2.4 match equivalent sessions); however, training demand could not be without quality improvements and additional lighting being provided.
Trowbridge RUFC	Trowbridge	Existing provision at Doric Park is overplayed by 5.15 match equivalent sessions, although this can be reduced via quality improvements. All match play demand could be accommodated on the four existing pitches, even if growth is realised; however, training demand will need to access alternative provision e.g., a World Rugby compliant 3G pitch.
Wheatsheaf Cabin Crew RUFC	South West Wiltshire	Netherhampton Road has sufficient spare capacity to accommodate the Club's growth plans.
Westbury RUFC	Westbury	Sufficient spare capacity to accommodate the Club's growth plans.

# WILTSHIRE COUNCIL

## PLAYING PITCH STRATEGY

---

As seen, only Wheatsheaf Cabin Crew RUFC and Westbury RUFC could accommodate all future growth plans on the current supply available to the clubs. For all others, other scenarios highlighted within this section of the report will first need to be realised e.g., pitch quality improvements, increased sports lighting and additional World Rugby compliant 3G provision.

### **Recommendations**

- ◀ Protect existing quantity of rugby union pitches.
- ◀ Improve pitch quality at all sites used by clubs through improved maintenance and/or the installation of drainage systems.
- ◀ Install additional sports lighting where overplay exists as a result of concentrated training demand (e.g., at Ballards Ash Sports Ground and Trowbridge Rugby Club).
- ◀ Seek to establish additional World Rugby compliant 3G pitches, with priority placed on the Trowbridge, Melksham, Stonehenge, Corsham and Salisbury analysis areas.
- ◀ Explore creation of hybrid rugby union pitches as another means to alleviating overplay.
- ◀ Support plans that will create additional rugby union provision for clubs currently experiencing shortfalls (e.g., Marlborough RUFC).
- ◀ Explore access to MOD and education sites if community clubs can be strategically aligned to the provision.
- ◀ Retain disused provision as strategic reserve.
- ◀ Ensure future demand can be adequately accommodated, particularly in regards to women's and girls' demand.
- ◀ Improve the ancillary facilities (e.g., clubhouses) servicing the clubs and ensure facilities are inclusive and have appropriate segregation (e.g., for Amesbury, Calne, Cricklade, Minety, Warminster and Wheatsheaf Cabin Crew rugby clubs).
- ◀ Ensure all new pavilions and extensions consider environmental sustainability measures.
- ◀ Seek to provide increased security of tenure for clubs at their home grounds where it is required (e.g., for Amesbury RUFC and Calne RUFC).
- ◀ Ensure that any large housing developments are provided for and assess the need for new pitch provision through master planning on an individual basis.
- ◀ Where a development is of a size to justify on-site rugby provision, ensure that any proposals for new pitches will attract adequate demand.
- ◀ Where a development is not of a size to justify on-site rugby provision, or if sufficient demand cannot be attracted, consider using contributions to improve existing sites within the locality.

### **Rugby league – grass pitches**

#### **Assessment Report summary**

##### **Rugby league – supply and demand summary**

- ◀ As no demand has been identified within Wiltshire there is no requirement for any provision to be established.
- ◀ Focus should be placed on ensuring that any demand that does exist can be accommodated within clubs outside of the region (e.g., Swindon St George RLFC).

##### **Rugby league – supply summary**

- ◀ There are no rugby league pitches in Wiltshire, although there are in neighbouring authorities.

##### **Rugby league – demand summary**

- ◀ No rugby league demand is taking place in Wiltshire, although some residents are likely being accommodated in neighbouring authorities where clubs are present.
- ◀ With no provision in place for rugby league and with no clear need identified, it is imperative that localised demand is signposted to neighbouring authorities to ensure that it can be catered for.



## Scenarios

N/A

## Recommendations

- ◀ Ensure any localised demand is signposted to nearby clubs e.g., Swindon St George RLFC.

## Hockey - artificial grass pitches

### Assessment Report summary

#### Hockey – supply and demand summary

- ◀ Overall, there is currently a sufficient supply of hockey suitable pitches in Wiltshire, although capacity pressures do exist in addition to quality and security of tenure issues.
- ◀ Priority should be placed on protecting and improving the pitches currently in use for hockey, in addition to better providing for Salisbury HC and Devizes HC.

#### Hockey – supply summary

- ◀ There are 19 full size hockey suitable AGPs in Wiltshire, with 18 serviced by sports lighting (only the pitch at Dauntsey’s School is without sports lighting).
- ◀ Two of the pitches are disused, with these located at Devizes School and Boscombe Down Sports Field, whilst the pitch at MOD Larkhill is unavailable for community access.
- ◀ There are also ten smaller size sand-based pitches provided; however, none of these are suitable for purposeful hockey demand.
- ◀ Of the full size AGPs, 47% are owned and managed by the education sector, whilst two are managed by sports club, one by the Council, one commercially and four by the MOD.
- ◀ Security of tenure is limited, with only Chippenham, Corsham, Royal Wootton Bassett and Salisbury hockey clubs having any form of security of tenure at their respective home venues.
- ◀ The majority of the pitches that offer community use have relatively good availability, with Warminster School and Marlborough College being the exceptions due to limited availability at weekends.
- ◀ Of the community available full size pitches, five are assessed as good quality, seven as standard and seven as poor quality.
- ◀ Ancillary provision is generally considered to be adequate, although issues are identified at Dauntsey’s School, Marlborough College and Springfield Community Campus.

#### Hockey – demand summary

- ◀ There are seven hockey clubs based in Wiltshire collectively catering for 107 teams.
- ◀ In total, there are 26 senior men’s, 25 senior women’s and 31 junior teams currently provided as well as 25 other team variations (including veteran’s and mixed teams).
- ◀ The largest club is Salisbury HC (25 teams), whilst the smallest is West Wilts HC (eight teams).
- ◀ Various EH initiatives are implemented by clubs such as Royal Wootton Bassett, Marlborough and Salisbury hockey clubs.
- ◀ No imported or exported demand is identified, although Devizes HC has an aspiration to relocate closer to Devizes.
- ◀ No latent or unmet demand has been discovered; however, Salisbury HC reports that it has demand for additional pitch provision which it hopes to provide alongside its existing pitch at Salisbury & South West Sports Club.
- ◀ Only two clubs report future demand, with these being Devizes HC and Royal Wootton Bassett HC.
- ◀ Based on current demand, most available pitches have some level of spare capacity to accommodate additional usage; however, many of those with a significant amount are either poor quality and/or located away from clubs.

# WILTSHIRE COUNCIL PLAYING PITCH STRATEGY

## Scenarios

### Improving pitch quality

In total, there are seven full size pitches in Wiltshire rated as poor quality. Of these, two at Boscombe Down Sports Field and Devizes School are now disused, whilst the remainder are located at John of Gaunt School, Melksham Oak Community School, MOD Larkhill, Stonar School and Warminster Kingsdown. That being said, only the pitch Warminster Kingsdown is actively used by a community hockey club (West Wilts HC).

In addition, there are also standard quality pitches at Dauntsey's School (x2), Marlborough College (x2), Salisbury & South Wilts Sports Club and Springfield Community Campus which are currently used by Devizes HC, Marlborough HC, Salisbury HC, and Corsham HC, respectively. Although these pitches do not require an immediate resurface, they likely will within the lifespan of the PPS document (within the next five years) as they are all close to or over their 10 year recommended lifespan.

If the standard and poor quality pitches are not refurbished when required, there is potential for them to become unusable for competitive hockey, as was the case at Devizes School which was previously used by Devizes HC until the surface became unusable. The table below explores what the supply and demand picture would look like without access to any of the implicated pitches.

Table 4.38: Impact of loss of access to poor and standard quality pitches

Analysis area	Current supply and demand balance (match equivalent sessions)	Capacity across poor/ standard quality pitches (match equivalent sessions)	Potential supply and demand balance (match equivalent sessions)
Stonehenge	0	-	0
Bradford-on-Avon	0	-	0
Calne	4	-	4
Chippenham & Villages	0.5	-	0.5
Corsham	1	4	3
Devizes	4	6	2
Malmesbury	0	-	0
Marlborough	1.5	4	2.5
Melksham	0	-	0
Pewsey	0	-	0
Royal Wootton Bassett & Cricklade	1	-	1
Salisbury	0	4	4
South West Wiltshire	0	-	0
Southern Wiltshire	0	-	0
Tidworth	0	-	0
Trowbridge	0	-	0
Warminster	1	-	1
Westbury	0	-	0
<b>Total</b>	<b>12</b>	<b>18</b>	<b>6</b>

## WILTSHIRE COUNCIL PLAYING PITCH STRATEGY

As seen, an overall shortfall would be established as well as localised shortfalls in the Corsham, Devizes, Marlborough and Salisbury analysis areas. As such, pitch resurfacing when required is vital, particularly at:

- ◀ Dauntsey's School
- ◀ Kingdown School
- ◀ Marlborough College
- ◀ Salisbury & South Wilts Sports Club
- ◀ Springfield Community Campus

### Security of tenure

Presently, tenure for Devizes HC (Dauntsey's School), West Wilts HC (Land Warfare Centre and Kingdown School), Marlborough HC (Marlborough College) and Salisbury HC (Tidworth Oval) is considered unsecure. These clubs rent the use of these pitches on a reasonable basis with the operators theoretically available to remove community access at a moment's notice. The impact of this happening across Wiltshire is evidenced in the following table.

Table 4.39: Impact of loss of access to unsecured pitches

Analysis area	Current supply and demand balance (match equivalent sessions)	Capacity across unsecure sites (match equivalent sessions)	Potential supply and demand balance (match equivalent sessions)
Stonehenge	0	-	0
Bradford-on-Avon	0	-	0
Calne	4	-	4
Chippenham & Villages	0.5	-	0.5
Corsham	1	-	1
Devizes	4	6	2
Malmesbury	0	-	0
Marlborough	1.5	4	2.5
Melksham	0	-	0
Pewsey	0	-	0
Royal Wootton Bassett & Cricklade	1	-	1
Salisbury	0	4	4
South West Wiltshire	0	-	0
Southern Wiltshire	0	-	0
Tidworth	0	-	0
Trowbridge	0	-	0
Warminster	1	4	3
Westbury	0	-	0
<b>Total</b>	<b>12</b>	<b>18</b>	<b>6</b>

A loss of access to the unsecured sites would establish an overall shortfall as well as localised shortfalls in the Devizes, Marlborough, Salisbury and Warminster analysis areas. As such, attempts should be made to improve tenure at the implicated sites.

Notwithstanding the above, only Devizes HC currently indicates a potential issue, with this regarding access at Dauntsey's School. All remaining clubs suggest that there is a good working relationship with providers and that access is assured for the foreseeable future.

### *Bringing disused provision back into use*

The pitch at Devizes School is classified as disused having not been used since 2020 due to its poor quality. Devizes HC used the provision until its closure where it then relocated to Dauntsey's School, where it now has to spread its eight senior teams across the two pitches as there is reduced capacity. This is due to the provision being utilised in the mornings to meet curricular and extra-curricular demand.

As intimated above, Devizes HC reports uncertainty regarding future access at Dauntsey's School as the current headteacher is due to retire at the end of the current (2023/2024) school year. Furthermore, it reports wanting to return to Devizes School as it is in a better location for its membership base.

Based on the above, it is recommended in the first instance to secure a usage agreement at Dauntsey's School in order to safeguard the Club's immediate future. However, following this, bringing the pitch back into use at Devizes School should be sought as this will provide a better, longer term option.

The pitch at Boscombe Down Sports Field is also identified as being disused; however, no hockey demand for this to be brought back into the supply has been uncovered. A proposal is in place to convert it to 3G.

### *Converting sand-based AGPs to 3G*

None of the AGPs currently in use for hockey should be considered for conversion unless replacement provision is provided within the locality. For clarity, this applies to pitches at the following sites:

- ◀ Chippenham Sports Club
- ◀ Dauntsey's School (x2)
- ◀ Kingdown School
- ◀ Land Warfare Centre (Site 1)
- ◀ Marlborough College (x2)
- ◀ Royal Wootton Bassett Academy
- ◀ Salisbury & South Wilts Sports Club
- ◀ Springfield Community Campus
- ◀ Tidworth Oval

In addition, the disused pitch at Devizes School should also be protected based on expressed aspirations from Devizes HC and given uncertainty around future access at Dauntsey's School.

The remaining pitches could be suitable for 3G pitch conversion if they were considered to be strategically located by the FF and Wiltshire FA. However, conversion should only be pursued if hockey related issues in the areas in which they reside are firstly overcome as, until such a point, the provision provides an alternative solution. As a result, agreement from EH is also imperative.

Furthermore, any 3G conversion will need to be carried out in accordance with Sport England's Playing Fields Policy.

## **Recommendations**

- ◀ Protect all pitches for continued hockey demand where existing hockey activity takes place or could take place in the future.
- ◀ Resurface pitches that have reached the end of their recommended lifespans.
- ◀ Ensure a sinking fund is in place for long-term sustainability at all venues.
- ◀ Look to improve security of tenure for all clubs using school and MOD sites through long-term community use agreements.
- ◀ Seek to increase capacity of pitches for hockey demand where it is currently limited e.g., due to internal usage or sports lighting restrictions.
- ◀ Only support 3G conversion plans if no hockey clubs are adversely affected and providing that there are no hockey related capacity issues within the relevant areas.
- ◀ Explore options to improve the ancillary facility offer where it is required (all new pavilions/extensions must consider environmental sustainability measures).
- ◀ Ensure that any large housing developments are provided for and assess the need for new pitch provision through master planning on an individual basis.
- ◀ Where a development is of a size to justify on-site provision, ensure that any proposals for new pitches will attract adequate demand.
- ◀ Where a development is not of a size to justify on-site provision, or if sufficient demand cannot be attracted, consider using contributions to improve existing sites within the locality.

## **Other sports**

### **Assessment Report summary**

#### **Other grass pitch sports – supply and demand summary**

- ◀ For American football, the provision used at Barry Field's is sufficient to cater for demand due to the Salisbury City Marauders only participating in flag football; however, should the Club progress into full contact activity, a dedicated pitch will be required.
- ◀ In isolation, the pitch used for Aussie Rules at Chippenham Rugby Club is sufficient to accommodate the demand expressed by Chippenham Redbacks; however, the dual use nature of the provision is likely to be impacting on post-season remedial work.

#### **Other grass pitch sports – supply summary**

- ◀ Currently, there are no dedicated American football pitches within Wiltshire.
- ◀ Salisbury City Marauders trains and plays its fixtures at Barry's Fields, which is predominately used for football, in the Southern Wiltshire Analysis Area.
- ◀ The Club does not require an American football pitch due to the nature of its demand (it only requires a space for 5v5 activity).
- ◀ A rugby union pitch at Chippenham Rugby Club is used to accommodate Australian rules football via Chippenham Redbacks.

#### **Other grass pitch sports – demand summary**

- ◀ Salisbury City Marauders fields two American football teams including an adult flag team from 16+ and a youth contact team from U13-U16 level.
- ◀ As the Club does not currently provide teams for players wanting to play contact American football above the age of 16, it is likely that players travel to Swindon to play for Swindon Storm.
- ◀ Chippenham Redbacks was formed in 2007 and field one team, which is a senior men's team that competes in the Welsh/West of England Australian Football League.

## **Scenarios**

N/A

## ***Recommendations***

- ◀ Ensure continued access to existing sites and pitches to enable continued access for American football and Aussie rules activity.
- ◀ Look to improve pitch quality at Chippenham Rugby Club, in line with rugby union recommendations, and dual use nature of the provision is appropriately maintained.
- ◀ Identify potential location for a full size American football pitch should demand for one exist in the future.

## PART 5: STRATEGIC RECOMMENDATIONS

The strategic recommendations reflect overarching and common areas to be addressed across Wiltshire based on the sport-by-sport and overall findings. As such, they apply across playing pitch facilities and may not be specific to just one sport or one area.

### OBJECTIVE 1

To **protect** the existing supply of playing pitch provision and ancillary facilities where it is needed for meeting current and future needs

#### Recommendations:

- a) Ensure, through the use of the PPS, that playing pitch facilities are protected through the implementation of local planning policy.
- b) Ensure that the level of playing provision provided is sustainable.
- c) Secure tenure and access to sites for high quality, development minded clubs, through a range of solutions and partnership agreements.
- d) Maximise community use of education facilities where needed.

### **Recommendation (a) – Ensure, through the use of the PPS, that playing pitch facilities are protected through the implementation of local planning policy.**

The PPS shows that all existing playing field sites cannot be deemed surplus to requirements because of shortfalls now and/or in the future. As such, all provision requires protection or appropriate mitigation until all identified shortfalls have been overcome. This includes underused and poor quality sites as there is a requirement for such provision to help meet and alleviate the identified shortfalls i.e., following improvements.

When shortfalls are evident, provision can only be permanently lost when the current picture changes to the extent that the site in question is no longer needed as a result of no shortfalls existing, or unless appropriate mitigation is provided and agreed upon by all stakeholders, in line with national planning policy. NPPF paragraph 103 states that existing open space, sports and recreational buildings and land, including playing fields, should not be built on unless:

- ◀ An assessment has been undertaken which has clearly shown the open space, buildings or land to be surplus to requirements; or
- ◀ The loss resulting from the proposed development would be replaced by equivalent or better provision in terms of quantity and quality in a suitable location; or
- ◀ The development is for alternative sports and recreational provision, the benefits of which clearly outweigh the loss of the current or former use.

Should facilities be taken out of use for any reason (e.g., council budget restraints), it is imperative that the land is retained so that it can be brought back into use in the future. This means that land containing provision should not be altered (except to improve play) and should remain free from tree cover and permanent built structures, unless the current picture changes to the extent that the site in question is no longer needed (subject to being informed by a review of the PPS or a separate needs assessment), or unless replacement provision is provided to an equal or greater quantity and quality.

The PPS should be used to help inform development management decisions that affect existing or new playing pitch provision as well as accompanying ancillary facilities. All applications should be assessed on a case-by-case basis taking into account site specific factors. In addition, Sport England is a statutory consultee on planning applications that affect or prejudice the use of provision used within the last five years and will use the PPS to help assess that planning application against its Playing Fields Policy. This only allows for development in the event of at least one of five exceptions being met.

#### *Policy Exception E1:*

‘A carefully quantified and documented assessment of current and future needs has demonstrated to the satisfaction of Sport England that there is an excess of playing field provision in the catchment, and the site has no special significance to the interests of sport’.<sup>7</sup>

#### *Policy Exception E2*

‘The proposed development is for ancillary facilities supporting the principal use of the site as a playing field and does not affect the quantity and quality of playing pitches or otherwise adversely affect their use’.

#### *Policy Exception E3*

‘The proposed development affects only land incapable of forming part of a playing pitch and does not:

- ◀ Reduce the size of any playing pitch;
- ◀ Result in the inability to use any playing pitch (including the maintenance of adequate safety margins and run-off areas);
- ◀ Reduce the sporting capacity of the playing field to accommodate playing pitches or the capability to rotate or reposition playing pitches to maintain quality;
- ◀ Result in the loss of other sporting provision or ancillary facilities on the site;
- ◀ Prejudice the use of any remaining areas of playing field on the site’.

#### *Policy Exception E4:*

‘The playing field or fields to be lost as a result of the proposed development would be replaced, prior to the commencement of development, by a new playing field site or sites:

- ◀ of equivalent or better quality and
- ◀ of equivalent or greater quantity;
- ◀ in a suitable location and;
- ◀ subject to equivalent or better management arrangements.

#### *Policy Exception E5*

‘The proposed development is for an indoor or outdoor facility for sport, the provision of which would be of sufficient benefit to the development of sport as to outweigh the detriment caused by the loss, or prejudice of use, of the area of playing field’.

---

<sup>7</sup> The catchment can align with the analysis areas used within the PPS.



## WILTSHIRE COUNCIL PLAYING PITCH STRATEGY

---

Sites in Wiltshire can also be protected for community use through additional status, such as through Community Right to Bid as Assets of Community Value. An Asset of Community Value is land or buildings nominated by a local voluntary or community group and which the Council decides meets the requirements to be listed as an asset of community value. The statutory rules about assets of community value can be found in sections 87 – 103 of the Localism Act.

If the owner of land or buildings that are listed as Assets of Community Value wants to sell them, they must contact the Council which will notify the community group that nominated the asset. The community group then has the opportunity to register its interest as a potential bidder, triggering a six-month moratorium period during which, subject to certain exceptions, the owner can only sell the asset if it is to a community interest group. Only after the moratorium period can the owner sell to whomever they choose.

Furthermore, playing field sites can be protected through Fields in Trust's (FiT) King George V or Queen Elizabeth II programmes. Protection for these is a legal agreement between FiT and the landowner of a space that they will retain for use as a green space, usually a public park, playing field or recreation ground, in perpetuity. Examples in Wiltshire are King George V Playing Field, Queen Elizabeth II Diamond Jubilee Field and Queen Elizabeth II Playing Fields.

### ***Rationalisation***

The above is not to say that no sites can or should be lost. In fact, it may be appropriate to consider rationalisation of certain smaller sites (i.e. one/two pitch sites with no changing provision) to generate investment in creating bigger and better venues (hub sites). It is vital, however, that there is no net loss of facilities and that replacement provision is in place and available for use prior to existing provision being lost.

The following sites could be suitable for rationalisation, subject to any capital receipt being invested into a nearby site (or sites) identified in the Action Plan, and providing that the site which is to be lost is not still required for future use:

- ◀ Aldbourne Sports Field
- ◀ Avon Park
- ◀ Bishopdown
- ◀ Bonnymead Park
- ◀ Bulford Recreation Ground
- ◀ Dilton Marsh Playing Fields
- ◀ Figheldean Recreation Ground
- ◀ Five Rivers Health & Wellbeing Centre
- ◀ Green Lane Recreation Centre
- ◀ Holt Playing Field
- ◀ Poulton Recreation Field
- ◀ Sands Lane Rowde
- ◀ St Marys Recreation Field
- ◀ The Knockdown Road Sports Field
- ◀ Westwood Playing Field
- ◀ White Lion Park

The rationale behind the selection of these sites is that they are all operated by the Council or town/parish councils and provide only one or two pitches for only one sport. Such provision can be costly to maintain relative to demand levels. However, it has not at this stage considered any wider community value that the sites have (e.g., as open space), with this also needing to be factored into any future decision making process.

## WILTSHIRE COUNCIL PLAYING PITCH STRATEGY

---

Furthermore, any of the sites that sit within a quintile 1 or 2 postcode, the maintenance and/or upgrading of the provision for informal recreation should be considered ahead of any rationalisation. The same also applies to any disused provision (see below).

### ***Disused sites***

Disused sites that have been unused for more than five years should also be protected from development or replaced in accordance with Sport England's policy exceptions as they currently provide a solution to reducing identified shortfalls. As such, any disused sites are included within the PPS and the Action Plan together with a recommendation in relation to bringing the site back into use, retain it as strategic reserve, or to mitigate permanent loss to address the shortfalls identified. This is despite Sport England not being a statutory consultee on such applications.

The lawful use of a disused playing field is still that of a playing field until such time as it is developed for a non-pitch sport use or its use is formally changed through the planning system. There is no positive obligation, under planning law, for a playing field to be actively used as such.

The below lists known disused playing field sites currently within Wiltshire:

- ◀ All Cannings Cricket Club (SN10 3NR - Pewsey)
- ◀ Dauntsey Road Playing Field (SN15 5EL – Malmesbury)
- ◀ Enford Village Hall & Recreation Ground (SN9 6DD – Stonehenge)
- ◀ Hospital Pitch Campion Drive (SN12 7SN – Melksham)
- ◀ King George V Playing Field Melksham (SN12 7ED – Melksham)
- ◀ Meriton Avenue Recreation Ground (SN13 0BP – Corsham)
- ◀ Stallards Recreation Ground (BA14 9AP – Trowbridge)
- ◀ Priestley Grove (SN11 8DX – Calne)
- ◀ Cherhill Cricket Club (SN11 8UL – Calne)
- ◀ Milton Lilbourne Village Hall (SN9 5LQ – Pewsey)
- ◀ Compton Chamberlayne Cricket Field (SP3 5JB - South West)
- ◀ Fovant Cricket Club (SP3 5DH - South West Wiltshire)
- ◀ Meerut Road (SP9 7SU – Tidworth)
- ◀ The Conigre (SN12 6ES – Melksham)
- ◀ Grittleton House School (SN14 6AP – Chippenham & Villages)
- ◀ The Water Pitches (SN6 6BL – Royal Wootton Bassett & Cricklade)

In addition to above, there are some existing playing field sites which may be able to or have previously accommodated more pitches than are presently marked. There may also be sites which are no longer prepared and used for formal sport but that still serve another function, such as a public open space or park. These sites should therefore not be considered disused as they continue to operate as part of the green infrastructure typology.

Where disused sites (as well as smaller active sites) sit within a quintile 1 or 2 postcode, the maintaining and/or upgrading of the site for informal recreation, or an opportunity to create an Active Environment for residents, should be considered in the first instance. In line with Sport England's Active Design Principles, providing activity infrastructure and activating spaces is important to help people to lead more physically active lives. Within areas of deprivation, it is known that inactivity is higher and structural inequality/deficits in provision exist. To positively impact physical activity behaviours, Doorstep access to years-round quality (ideally sports-lit) sporting provision is required.

For remaining disused sites (and smaller active sites) rationalisation (to create bigger, better quality sites) could be considered. Where this is the case, justification as to why they are suitable for rationalisation will be required, and national and local planning policy requirements will still need to be met.

### **Recommendation (b) – Ensure that the level of provision provided remains sustainable.**

The PPS sets out the current supply and demand picture for all included sports and makes clear recommendations as to how the existing supply can be retained and for how shortfalls and deficits can be overcome. Generally, these rely significantly on being able to improve the existing stock to increase capacity given that it is accepted that new pitch provision on a large scale is unlikely and, in most cases, unnecessary. However, it should also be acknowledged that the level of investment required to action the recommendations is likely to be high, which could in parts be seen as being unviable and unsustainable. This is especially the case given growing budget restraints faced by most local authorities.

Furthermore, it is acknowledged that many existing sites are already under considerable pressure, even without any improvements taking place. As such, in order to increase overall sustainability as well as the number of recommendations that can be actioned and the number of investment opportunities that can be sought, it is considered that the following should be pursued:

- ◀ Work with NGBs and other relevant stakeholders to increase knowledge and to, where appropriate, secure funding through funding pots and grants.
- ◀ Support clubs in applying for funding and maintenance assistance e.g., via PitchPower and the Grass Pitch Maintenance Fund (GPMF).
- ◀ Ensure sites in need of investment provide long-term security of tenure to club users.
- ◀ Consider asset transfer of appropriate sites to clubs/groups that have the resource to take on self-management obligations.
- ◀ Consider rationalisation of sites that do not receive sufficient levels of income generation in order to create bigger, better quality sites that are more likely to be financially viable (subject to meeting planning policy requirements).
- ◀ Share information of best practice where sites are being appropriately and sustainably maintained/improved.
- ◀ Share maintenance resources where possible e.g., via the use of equipment banks.
- ◀ Maximise the level of artificial provision available given the capacity and maintenance benefits they provide and seek to maximise usage of such facilities.
- ◀ Ensure sinking funds are in place so that provision remains useable.
- ◀ Ensure ancillary facilities servicing sites are appropriate for all forms of play likely to be received (e.g., for women's and girls' activity and individuals with a disability or long-term health condition) where it is required so that usage and therefore income can be maximised.
- ◀ Ensure a process is in place to secure and maximise developer contributions and ensure any investment by this means is directed towards appropriate sites.
- ◀ Engage with neighbouring local authorities to explore how cross-boundary facilities and developments can be of wider benefit.
- ◀ Ensure that the PPS is regularly updated as part of the Stage E process in order to continually prioritise actions and investment requirements and to monitor impact of previous funding.
- ◀ As part of the Stage E process, challenge and review the impact of the PPS against Structural Inequality and Identity projects/work to help address health inequalities.

Many of these are therefore touched upon with other recommendations in this section of the Strategy.

### ***Covid-19 pandemic***

In early 2020, there began a global pandemic from the spreading of Covid-19 (Coronavirus) which led England to enter various states of lockdown from 23<sup>rd</sup> March 2020 till the end of May 2023. The lockdowns generally required the general public to remain at home and only leave their households for food, health reasons or work (only if work cannot be carried out at home). In addition, if people were to go outside, they were restricted in the activities they could do and often had to remain two metres apart. This understandably led to all sporting activities including all those covered in the PPS documents to reduce or cease entirely.

Due to activity not being allowed, Covid-19 obviously had a direct impact on participation in relevant sports which saw a drop in demand during this time period. Information gathered by Sport England through its Active Lives Adult Survey<sup>8</sup> indicates that activity in team sports dropped from *circa* three million (November 2018-19) to as low as two million (November 2020-21). With this being said, this figure has is now believed to have recovered to pre-pandemic levels, with stabilisation at around 3.1 million players.

In correlation to demand returning to pre-2020 levels, emerging data from the FA indicates that nationally, following a drop in team numbers during the pandemic (approximately 100,000), numbers have recovered to more than offset this (approximately 110,000) and are now steadily increasing as normal. Anecdotal evidence from the remaining NGBs (EH/ECB/RFL/RFU) also shows signs of stabilisation and recovery since a decline during the lockdowns, although no specific details are available to reference.

Based on the above, it is broadly considered that the impact of Covid-19 on demand levels has now been corrected, with no action therefore required regarding this. However, it should also be referenced that many community clubs and facility operators suffered financially from the pandemic to a lack of income from aspects such as subs, facility hire and bar revenue. Some level of grant funding was made available from Sport England and NGBs to limit the impact of this; however, some cost-saving mechanisms needed to be put in place such as through maintenance reductions and sinking fund investment. Such necessary actions are likely to have a had a longer standing impact on the supply of provision that will be relevant to the PPS and will have resulted in specific recommendations (e.g., pitch and ancillary facility improvements).

### **Recommendation (c) – Secure tenure and access to sites through a range of solutions and partnership agreements.**

A number of school, MOD and private sites are being used in Wiltshire for competitive play, predominantly for cricket, hockey and football. In some cases, use of such facilities has been classified as secure; however, it is not necessarily formalised and relevant organisations should seek to establish appropriate community use agreements, including access to changing provision where required.

---

<sup>8</sup>[Sport England Active Lives Survey November 2021-22](#)

## WILTSHIRE COUNCIL PLAYING PITCH STRATEGY

---

The above is especially the case for sites that have unsecured community use despite receiving high levels of use, as is the case in Wiltshire at:

- ◀ Avon Valley College
- ◀ Bradon Forest School
- ◀ Dauntsey's School
- ◀ Land Warfare Centre Site 1
- ◀ Larkhill Sports Ground
- ◀ Marlborough College
- ◀ MOD Lyneham
- ◀ New Close Primary School
- ◀ Notton House School
- ◀ Royal Wootton Bassett Academy
- ◀ Princecroft Primary School
- ◀ Sarum Academy
- ◀ Somme Road – Aspire Defence Ground
- ◀ St Laurence School
- ◀ Southbroom St James Academy
- ◀ The Wellington Academy

Not having fully formalised usage presents a risk for clubs using these sites as community use could technically be terminated at any time. Securing community use will therefore help to create additional capacity and could help to address deficiencies (existing capacity has generally been discounted at such sites given that it is not guaranteed capacity).

For unsecure sites, NGBs, Sport England and the FF can often help to negotiate and engage with providers where the local authority may not have direct influence. This is particularly the case at sites that have received funding from these bodies or are going to receive funding in the future as community access can be a condition of any agreement.

Given current budgetary pressures, it is increasingly important for the Council to work with voluntary sector organisations to enable them to take greater levels of ownership and support the wider development and maintenance of facilities. To facilitate this, where practical, it should support and enable clubs to generate sufficient funds for the acquisition and development of sites, providing that this is to the benefit of sport.

The Council should also further explore opportunities where security of tenure could be granted via lease agreements (minimum 25 years as recommended by Sport England and NGBs) so that clubs are in a position manage assets and to apply for external funding for site improvements. This is particularly the case at poor quality local authority sites, possibly with inadequate or no ancillary facilities, so that quality can be enhanced and sites developed.

Local sports clubs that could be able to manage their own assets should be supported by partners including the Council and NGBs to achieve sustainability across a range of areas including management, membership, funding, facilities, volunteers and partnership work. For example, club development should be supported and clubs should be encouraged to develop business and sports development plans to show how facilities can be sustainable and to maximise income generation.

# WILTSHIRE COUNCIL PLAYING PITCH STRATEGY

Relevant clubs could also be encouraged to look at different management models such as registering as Community Amateur Sports Clubs (CASC)<sup>9</sup>. They should also be signposted to work with partners locally, such as volunteer support agencies or local businesses.

Each club interested in leasing a council site should be required to meet service and/or strategic recommendations. An additional set of criteria should also be considered, which takes into account club quality, aligned to its long-term development objectives and sustainability, as seen in the table below.

Table 5.1: Recommended criteria for lease of council sport sites to clubs/organisations

Club	Site
<p>Clubs should have Clubmark/NGBs accreditation award.</p> <p>Clubs commit to meeting demonstrable local demand and show pro-active commitment to developing school-club links.</p> <p>Clubs are sustainable, both in a financial sense and via their internal management structures in relation to recruitment and retention policy for both players and volunteers.</p> <p>Ideally, clubs should have already identified any match funding required for initial capital investment identified.</p> <p>Clubs have processes in place to maintain sites to the existing or better standards.</p>	<p>Sites should be those identified as 'Local Sites' (recommendation d) for new clubs (i.e., not those with an Authority-wide significance) but that offer development potential.</p> <p>For established clubs which have proven success in terms of self-management 'Key Centres' are also appropriate.</p> <p>As a priority, sites should acquire capital investment to improve (which can be attributed to the presence of an accreditation award).</p> <p>Sites should be leased with the intention that investment can be sourced to contribute towards the improvement of the site.</p>

Furthermore, the Council could establish a series of core outcomes to derive from clubs taking on a lease arrangement to ensure that the most appropriate clubs are assigned to sites. As an example, outcomes may include:

- ◀ Increasing participation, particularly within priority groups such as women's and girls;, lower socio-economic groups, individuals with a disability or a long-term health condition and ethnically diverse communities.
- ◀ Supporting the development of coaches and volunteers.
- ◀ Commitment to quality standards.
- ◀ Improvements (where required) to facilities, or as a minimum retaining existing standards.

In addition, clubs should be made fully aware of the associated responsibilities/liabilities when considering leases of multi-use public playing fields. It is important in these instances that the sites remain available for other purposes and for other users.

For clubs with lease arrangements already in place, these should be reviewed when fewer than 25 years remain so that extensions can be secured, thus improving security of tenure and helping them attract funding for site development. Any club with less than 25 years remaining on an agreement is unlikely to gain any external funding (unless the agreement has been recently entered into).

<sup>9</sup> <http://www.cascinfo.co.uk/cascbenefits>

## WILTSHIRE COUNCIL PLAYING PITCH STRATEGY

---

Current examples of clubs with lease agreements that have less than 25 years remaining include:

- ◀ Bishops Canning CC
- ◀ Cricklade CC
- ◀ Cricklade RUFC
- ◀ Great Dunford CC
- ◀ Malmesbury CC
- ◀ Minety RUFC
- ◀ Potterne CC
- ◀ Westbury & District CC
- ◀ White Horse CC

### **Recommendation (d) - Maximise community use of education facilities where needed**

To maximise community use, a more coherent, structured relationship with schools is recommended. The ability to access good facilities within the local community is vital to any sports organisation, yet many clubs struggle to find good quality places to play and train. In Wiltshire, pricing policies at facilities can be a barrier to access at some education sites but physical access, poor quality and resistance from providers to open up provision is also an issue, especially at academies and independent schools.

A large number of sporting facilities are located on education sites and making these available to sports clubs can offer significant benefits to both the venues and local clubs, as well helping to reduce identified shortfalls. It is, however, common for provision not to be fully maximised for community use, even on established community use sites.

In some instances, facilities are unavailable for community use due to poor quality and therefore remedial works will be required before it can be established. The low carrying capacity of these facilities sometimes leads to them being played to capacity or overplayed simply due to curricular and extra-curricular use, meaning they cannot accommodate any additional use by the community.

As a priority, community use options should be explored at large education sites offering several pitches, with focus therefore placed predominately on secondary schools rather than primary schools. Securing access to such sites will significantly reduce shortfalls throughout the analysis areas that they are based within. Examples of schools that should be targeted include:

- ◀ Abbeyfield School
- ◀ Bishop Wordsworth School
- ◀ Dauntsey's School
- ◀ Devizes School
- ◀ John of Gaunt School
- ◀ Kingsbury Green Academy
- ◀ Malmesbury School
- ◀ Marlborough College
- ◀ Maltravers School
- ◀ Pembroke Park Primary School
- ◀ Sandroyd School
- ◀ St Johns Marlborough
- ◀ St Laurence School
- ◀ The Clarendon Academy
- ◀ The Corsham School

- ◀ The Trafalgar School at Downton
- ◀ Warminster School

Although there are a growing number of academies over which the Council has little or no control, it is still important to understand the significance of such sites and attempt to work with the providers where there are opportunities for community use. In addition, relevant NGBs have a role to play in supporting the Council to deliver upon this recommendation and communicating with schools where necessary to address shortfalls in provision.

As detailed earlier, NGBs, Sport England and other funding bodies can often help to negotiate and engage with providers where the local authority may have limited direct influence. This is particularly the case at sites that have received funding from the relevant organisations or are going to receive investment in the future as community access can be a condition of the funding agreement.

Where new schools are provided in major new residential developments, these should be designed to facilitate community access, with opportunities for meeting the community's outdoor sports needs explored at the outset to maximise the potential for facility provision to be made within the developments, if appropriate. An example of this is ensuring the provision of youth 11v11 and/or youth 9v9 grass football pitches, given current shortfalls and their suitability for the playing format of students, or multi-use provision such as AGPs given the range of sports they can cater for.

## **OBJECTIVE 2**

To enhance playing pitch provision and ancillary facilities through improving quality and management of sites

### **Recommendations:**

- e) Improve quality
- f) Adopt a tiered approach (hierarchy of provision) to the management and improvement of sites.
- g) Work in partnership with stakeholders to secure funding.
- h) Secure developer contributions.

### ***Recommendation (e) – Improve quality***

There are a number of ways in which it is possible to improve quality, including, for example, addressing overplay and improving maintenance. Given that the majority of councils' face reducing budgets, it is currently advisable to look at improving key sites as a priority (e.g., the largest sites that are the most overplayed or the poorest). The Action Plan within this document provides a starting point for this, identifying key sites, poor quality sites and/or sites that are overplayed which should be prioritised for improvement.

Notwithstanding the above, with pressures on budgets, any wide-ranging direct investment into quality is unlikely and other options for improvements should therefore also be considered. This could be via clubs leasing/managing sites as highlighted in Objective 1, with clubs taking on maintenance, whilst other options may include the use of equipment banks and the pooling of resources for maintenance.



### ***Addressing quality issues***

Quality in Wiltshire is variable but generally facilities are assessed as standard quality, although poor quality provision is more prevalent than good quality provision. Where facilities are assessed as standard or poor quality and/or overplayed, maintenance regimes should be reviewed and, where possible, improved to ensure that what is being done is of an appropriate standard to sustain/improve pitch quality. Ensuring continuance of existing maintenance of good quality pitches is also essential.

Based upon an achievable target, using existing quality scoring to provide a baseline, a standard should be used to identify deficiencies and investment should be focused on those sites which fail to meet the proposed quality standard. For the purposes of quality assessments, the Strategy refers to pitches and ancillary facilities separately as being of 'good', 'standard' or 'poor' quality. However, some good quality sites have poor quality elements and vice versa (e.g., a good quality pitch may be serviced by poor quality changing facilities).

It is also important to note the impact the weather has on quality. The worse the weather, the poorer the facilities tend to become, especially if no, or inadequate, drainage systems are in place. This also means that quality can vary year on year dependent upon the weather and levels of rainfall, although maintenance regimes could be altered to reduce this impact.

If a poor quality site receives little or no usage that is not to say that no improvement is needed. It may instead be the case that it receives no demand because of its quality, thus an improvement in said quality will attract demand to the site, potentially from overplayed standard or good quality sites (thus reducing capacity issues). Where this occurs, it is vital that the improvements are advertised and marketed towards potential users as their perception of the provision may need altering.

In addition, without appropriate, fit for purpose ancillary facilities, good quality provision may be underutilised, especially by adults and female users who have more of a requirement. Changing facilities form the most essential part of this offer (although other provision can be key for income generation) and therefore key sites should be given priority for improvement. For the majority of sports, no senior league matches can take place without appropriate changing facilities and the same also applies to female demand.

For football, The FA has a Pitch Improvement Programme aimed at improving the standard of grass pitches across the Country. For provision included in the programme, clubs can utilise the services of the FF's PitchPower app to carry out a free on-site assessment of their pitches. This then provides the Grounds Management Association (GMA) with the detail needed to create a personalised, informative report to advise on how improvements can be made. Clubs then receive bespoke advice and support to help with any future actions, funding applications and equipment, with clubs getting access to discounted rates for machinery and consumables through local partnerships.

The tool is available across mobile apps and desktop and is open to access by all providers, including clubs, schools and local authorities. Following a PitchPower report, organisations can work towards the recommended dedicated maintenance regime identified to improve the quality of their pitches. Applicants are required to submit a PitchPower assessment for each of their pitches as a condition of a grant funding application for FF pitch investment, such as the GPMF.

For rugby union, rugby league and cricket, the respective NGBs are now also utilising PitchPower, with reports being produced similar to those for football.

## WILTSHIRE COUNCIL PLAYING PITCH STRATEGY

For the improvement/replacement of 3G and hockey provision, this is most commonly linked to age, with any surfaces older than 10 years generally requiring replacement. Where pitches are provided, sinking funds should be put into place to ensure that refurbishment can take place when it is required. This is a requirement of FF funded pitches, as per its terms and conditions.

As improving all sites is unlikely to be feasible from a budgetary and logistical perspective, key sites with a larger number of pitches should be prioritised, particularly where they are well used or could be well used following improvements. The table below identifies sites in Wiltshire that could be focused on for each relevant sport, based on their current status.

*Table 5.2: Key sites requiring quality improvements (by sport)*

Sport	Sites for improvement
Football	Alderbury Football Club Archers Gate Centenary Pavilion Barrys Field Beversbrook Sports Facility Bradon Forest School Brian White Head Sports & Social Club Castle Combe Sports Field Corsham Town Football Club Daykin Estates Ground Durrington Recreation Ground Elcot Lane Playing Field Forest Community Centre Green Lane Playing Fields High Road Playing Fields Laverstock & Ford Sports Club Leafy Lane Playing Fields Ludgershall Sports & Social Club Football Ground Malmesbury Victoria Football Club Marlborough Town Football Club Mere Peace Memorial Sports & Recreation Ground Middle Street Meadow Netherhampton Road Nunton Recreation Ground Pewsey Old Hospital Pitches Queen Elizabeth II Diamond Jubilee Field (Melksham) Ramsbury Recreation Centre Redland Lane Redlynch Recreation Ground Salisbury Road Recreation Ground School Lane Playing Field South Newton Rec St Laurence School Studley Green Community Centre The Elisha Field The Wellington Academy (3G) Tidworth Town Football Club Homeground Victoria Park (Salisbury) Victory Field Recreation Ground

# WILTSHIRE COUNCIL PLAYING PITCH STRATEGY

Sport	Sites for improvement
	Warminster Town Football Club West Lavington Playing Field
Rugby union	Archers Gate Centenary Pavilion Bradford-on-Avon Rugby Club Bradford-on-Avon Rugby Club Calne Recreation Ground Colerne Rugby Football Club (Higgins Field) Hudson's Field Oakfield Stadium Trowbridge Rugby Club (Doric Park)
Rugby league	-
Hockey	Dauntsey's School Marlborough College Springfield Community Campus Salisbury & South Wilts Sports Club Kingdown School
Cricket	Biddestone Village Hall Chippenham Sports Club Collingbourne Ducis Recreation Ground Devizes Sports Club Gerard Buxton Sports Ground Sheldon School Spaniels Bridge Chalke Valley Cricket Club
Other grass pitch sports	-

## Addressing overplay

In order to improve the overall quality of the outdoor facility stock, it is necessary to ensure that provision is not overplayed beyond recommended carrying capacity. This is determined by assessing quality (via a non-technical site assessment) and allocating a match/usage limit to each.

The FA, RFU, RFL, ECB and EH all recommend a maximum number of matches that pitches should take based on quality, as seen in the table below. For other grass pitch sports, no guidelines are set by the NGBs although it can be assumed that a similar trend should be followed.

Table 5.3: Carrying capacity of pitches

Sport	Pitch type	No. of matches		
		Good quality	Standard quality	Poor quality
Football	Adult pitches	3 per week	2 per week	1 per week
	Youth pitches	4 per week	2 per week	1 per week
	Mini pitches	6 per week	4 per week	2 per week
Rugby union	Senior pitches	3.3 per week	2.6 per week	2 per week
Rugby league	Senior pitches	3 per week	2 per week	1 per week
	Junior pitches	3 per week	2 per week	1 per week
Cricket	One grass wicket	5 per season	4 per season	0 per season
	One synthetic wicket	60 per season	60 per season	0 per season

# WILTSHIRE COUNCIL PLAYING PITCH STRATEGY

Sport	Pitch type	No. of matches		
		Good quality	Standard quality	Poor quality
Hockey	Sand/water based AGP	4 per day	4 per day	N/A

It is imperative to engage with clubs to ensure that sites are not played beyond their capacity. The table below therefore details key sites in Wiltshire with existing levels of overplay for each sport.

*Table 5.4: Key sites requiring quality improvements (by sport)*

Sport	Overplayed sites
Football	<ul style="list-style-type: none"> <li>Alderbury Football Club</li> <li>Archers Gate Centenary Pavilion</li> <li>Barrys Field</li> <li>Beversbrook Sports Facility</li> <li>Bowood Sports Ground</li> <li>Bradon Forest School</li> <li>Brian White Head Sports &amp; Social Club</li> <li>Castle Combe Sports Field</li> <li>Corsham Town Football Club</li> <li>Daykin Estates Ground</li> <li>Durrington Recreation Ground</li> <li>Elcot Lane Playing Field</li> <li>Forest Community Centre</li> <li>Gerard Buxton Sports Ground</li> <li>Green Lane Playing Fields</li> <li>High Road Playing Fields</li> <li>Laverstock &amp; Ford Sports Club</li> <li>Leafy Lane Playing Fields</li> <li>Ludgershall Sports &amp; Social Club Football Ground</li> <li>Malmesbury Victoria Football Club</li> <li>Marlborough Town Football Club</li> <li>Mere Peace Memorial Sports &amp; Recreation Ground</li> <li>Middle Street Meadow</li> <li>Netherhampton Road</li> <li>Nunton Recreation Ground</li> <li>Nursted Road</li> <li>Pewsey Old Hospital Pitches</li> <li>Queen Elizabeth II Diamond Jubilee Field (Melksham)</li> <li>Ramsbury Recreation Centre</li> <li>Redland Lane</li> <li>Redlynch Recreation Ground</li> <li>Salisbury Road Recreation Ground</li> <li>School Lane Playing Field</li> <li>South Newton Rec</li> <li>Stanley Park Sports Ground</li> <li>Studley Green Community Centre</li> <li>The Elisha Field</li> <li>Tidworth Town Football Club Homeground</li> <li>Victoria Park (Salisbury)</li> <li>Victory Field Recreation Ground</li> </ul>

## WILTSHIRE COUNCIL PLAYING PITCH STRATEGY

Sport	Overplayed sites
	Warminster Town Football Club West Lavington Playing Field
Rugby union	Archers Gate Centenary Pavilion Ballards Ash Sports Ground Bradford-on-Avon Rugby Club Chippenham Rugby Club Colerne Rugby Football Club (Higgins Field) Corsham Rugby Club Devizes Sports Club Fairview Fields (Cricklade Rugby Club) Hudson's Field Marlborough Rugby Club Oakfield Stadium Salisbury Rugby Football Club Trowbridge Rugby Club (Doric Park)
Rugby league	-
Hockey	-
Cricket	Biddestone Village Hall Bratton Recreation Ground Chestnut Springs Playing Field Chippenham Sports Club Collingbourne Ducis Recreation Ground Corsham Cricket Club Culver Close Playing Field Devizes Sports Club Gerard Buxton Sports Ground Goatacre Cricket Club Goatacre Recreation Ground Leighton Recreation Centre Potterne Cricket Club (The Grove) Salisbury & South Wilts Sports Club Sheldon School Spaniels Bridge The Downs St Barnabas Cricket Ground Chalke Valley Cricket Club
Other grass pitch sports	-

Where overplay is identified, play should be encouraged, where possible, to be transferred to alternative venues that are not operating at capacity, or quality should be improved to increase capacity to appropriate levels. Where play is transferred, this may include transferring play to 3G pitches or to sites not currently available for community use but which may be in the future.

For rugby union, additional sports lighting, in conjunction with quality improvements, can further reduce levels of overplay at club sites as it allows clubs to spread training demand across a greater number of pitches or unmarked areas. If permanent sports lighting is not possible, portable sports lighting can be provided as an alternative.

For cricket, an increase in NTPs is key to alleviating overplay as this allows for the transfer of junior demand from grass wickets. It also does not require any additional playing pitch space as NTPs can be installed in situ with existing squares. Hybrid wickets could also be explored, although the effectiveness of these is yet to be made clear.

As mentioned earlier, there are also sites that are poor quality but which are not overplayed. These should not be overlooked as often poor quality sites have less demand than others but demand could increase if the quality was improved. It does, however, work both ways as potential improvements may make sites more attractive and therefore more popular, which in the long run can lead again to them becoming poor quality pitches if not properly maintained.

**Recommendation (f) – Adopt a tiered approach (hierarchy of provision) to the management and improvement of sites**

To allow for facility developments to be programmed within a phased approach, the Council should adopt a tiered approach to the management and improvement of playing pitch sites and associated facilities.

The identification of sites is based on their strategic importance in an authority-wide and sporting context. As such, this takes into account the level of demand accommodated and the potential impact the recommended actions will have on addressing the identified shortfalls/issues. The proposed site-hierarchy is summarised in the following table.

*Table 5.5: Proposed tiered site criteria*

<b>Criteria</b>	<b>Hub sites</b>	<b>Key centres</b>	<b>Local sites</b>
Site location	Strategically located in the authority. Priority sites for NGBs.	Strategically located within the analysis area.	Serves the local community.
Site layout	Accommodates three or more grass pitches / facility types, generally including provision of an AGP (or with the potential).	Accommodates two or more grass pitches / facility types.	Accommodates one or two pitches.
Type of sport	Multi-sport provision. Could also operate as a central venue.	Single or multi-sport provision.	Generally single sport provision but may cater for more at a basic level.
Management	Management control allows for wide community use, i.e., through the local authority, a leisure operator or a school/college/university with a community use agreement.	Management control generally allows for wide community use but may include sites that are owned or leased by clubs/other organisations.	Management control can be via the local authority, schools, clubs and other providers.
Maintenance regime	Maintenance regime aligns or could align with NGB guidelines.	Maintenance regime aligns or could align with NGB guidelines.	Standard maintenance regime or an in-house maintenance contract.

# WILTSHIRE COUNCIL PLAYING PITCH STRATEGY

Criteria	Hub sites	Key centres	Local sites
Ancillary facilities	Good quality ancillary facilities on site (or potential), with sufficient changing rooms and car parking to serve the number of pitches; may include wider social/function facilities.	Good quality ancillary facility on site (or potential), with sufficient changing rooms and car parking to serve the number of pitches.	Limited or no changing room access on site.

**Hub sites** are of authority-wide importance where users are willing to travel to access the range and high quality of facilities offered and are likely to be multi-sport. Actions at these sites are likely to have a greater impact on addressing the issues identified in the PPS.

**Key centres** are more community focused, although some are still likely to service a wider analysis area. However, there may be more of a focus on a specific sport i.e., a dedicated site.

It is considered that some financial investment may be necessary to improve the facilities at both hub sites and key sites. This could be to improve the provision, create additional provision (e.g., a 3G pitch) or to enhance the ancillary facilities in terms of access, flexibility (i.e., single-sex changing if necessary) and quality as well as ensuring that they meet the rules and regulations of local competitions.

**Local sites** refer to those sites offering minimal provision or that are of minimal value to the wider community. Primarily they are sites with one pitch/facility or a low number of pitches/facilities that service just one or two sports. They could, however, be valuable open spare or informal sporting resource for a particular community.

For council sites in this tier, consideration should be given, on a site-by-site basis, to the feasibility of a club taking on a long-term lease (if not already present) so that external funding can be sought. Such sites will require some level of investment, either to the playing pitch provision or ancillary facilities, and it is anticipated that one of the conditions of offering a hire/lease is that the Club would be in a position to source external funding to improve/extend the provision. Alternatively, site rationalisation could be sought if the provision is of particularly small sites and no clubs are interested in access.

Other sites considered in this tier may be primary school sites or secondary school sites that are not widely used by the community or that do not offer community availability.

## **Recommendation (g) – Work in partnership with stakeholders to secure funding**

Partners, led by the Council, should ensure that appropriate funding is secured for improved sports provision and directed to areas of need. This should be underpinned by a robust strategy for improvement in playing pitch provision and accompanying ancillary facilities, with the PPS able to be used as an evidence base for attracting investment.

Furthermore, to address community need, target priority areas and reduce provision duplication, a coordinated approach to strategic investment is required. In delivering this recommendation, the Council should maintain a regular dialogue with local partners through the PPS Steering Group as well as with neighbouring local authorities. Cross-border developments can accommodate demand from with Wiltshire (and vice versa) and lessen requirements.

To attract investment, the Council should stay informed in relation to relevant and appropriate funding pots, both in regard to what it can directly attract as well as to what clubs could attract independently (with the Council able to assist with this process). This can also be helped through the PPS Steering Group signposting partners to what could be available.

Although some investment in new provision will not be made by the Council directly, it is important that the Steering Group seeks to direct and lead a strategic and co-ordinated approach to facility development. This includes delivery from education sites, NGBs, sports clubs and the commercial sector.

### **Recommendation (h) – Secure developer contributions**

It is important that this strategy informs policies and supplementary planning documents by setting out the approach to securing sport and recreational facilities through new housing developments.

For playing pitches, it is recommended the Council uses Sport England's Playing Pitch Calculator as a tool for helping to determine the additional demand for pitches and to estimate the likely developer contribution required. This should form the basis of the Council working with Sport England to develop a process and guidance for obtaining developer contributions and should aid the negotiation process with developers.

The calculator uses the current number of teams by sport and by pitch type and calculates the percentage within each age group that play that sport and on that provision. That percentage is then applied to the population growth and the additional teams likely to be generated are then converted into match equivalent sessions. This then provides the associated pitch requirements in the peak period, with the associated costs (both for providing the pitch/facility and for its life cycle) provided. The calculator splits the requirement into peak time demand for natural turf pitches, training demand for artificial grass pitches, and the number of new changing rooms required.

The PPS should be used to help determine the likely impact of a new development (or group of developments) on demand and the capacity of existing sites in the area, and whether there is a need for contributions to be put towards improvements to increase the capacity of existing provision, or if new provision is required (or a combination of both). Where development is located within access of existing high-quality provision, this does not necessarily mean that there is no need for further provision or improvement to existing provision, as additional demand arising from the development is likely to result in increased usage (which can result in overplay or quality deterioration).

Where it is determined that new provision is required to accompany development, priority should be placed on providing facilities that also contribute towards alleviating existing shortfalls within the locality. To determine what supply of provision is provided, it is imperative that the PPS findings are taken into consideration and that for particularly large developments consultation takes place with the relevant NGBs and Sport England. This is due to the importance of ensuring that the stock of facilities provided is correct to avoid provision becoming unsustainable and unused.

The preference from Sport England and the NGBs is for multi-pitch and potentially multi-sport sites to be developed, supported by a clubhouse and adequate parking facilities which consider the potential for further development in the future. This is because single-pitch facilities are more likely to become under-used (or unused), unviable and unsustainable.



Where new provision is not required but where contributions to existing sites is instead to be sought, the PPS Action Plan should be used to identify suitable sites within the locality that should receive the funding. This may involve directing investment into provision most likely to receive demand from the housing development, or into provision that is most in need (e.g., due to quality issues).

Sport England also recommends that a number of objectives which should be implemented to enable best use of the Calculator:

- ◀ Planning consent should include appropriate conditions and/or be subject to specific planning obligations. Where developer contributions are applicable, a S106 agreement or equivalent must be completed that should specify, when applied, the amount that will be linked to Sport England's Building Cost Information Service from the date of the permission and timing of the contribution/s to be made.
- ◀ Contributions should also be secured towards the first ten years of maintenance on new pitches (lifecycle costs), the cost of which is indicated by the Calculator. NGBs and Sport England can provide further and up to date information on the associated costs.
- ◀ External funding should be sought/secured to achieve maximum benefit from the investment into appropriate facility enhancement, alongside other open space provision, and its subsequent maintenance.
- ◀ Where new provision is provided, appropriate changing rooms and associated car parking should be located on site.
- ◀ All new or improved playing pitch facilities on school sites should be subject to community use agreements.

For further information, please see Part 7 of this report.

### **OBJECTIVE 3**

To provide new playing pitch provision and ancillary facilities where there is current or future demand to do so

#### **Recommendations:**

- i) Rectify quantitative shortfalls through the current facility stock.
- j) Identify opportunities to increase to the overall stock to accommodate both current and future demand.

#### **Recommendation (i) - Rectify quantitative shortfalls through the current stock**

The Council and its partners should work to rectify identified inadequacies and meet identified shortfalls as outlined in the preceding Assessment Report and the sport-by-sport specific recommendations (Part 4) as well as the following Action Plan (Part 6). First and foremost, it is imperative that the current levels of provision are protected and maintained (or appropriately mitigated) to ensure that the overall picture does not worsen in the future.

To reduce the identified shortfalls, there is not necessarily a need for a significant level of new provision, with the current provision instead able to be better utilised to overcome most deficits. Maximising use of existing provision through a combination of the following will help to reduce shortfalls and accommodate future demand:

- ◀ Improving quality in order to improve the capacity to accommodate more demand.
- ◀ Transferring demand from overplayed sites to sites with spare capacity and/or to artificial surfaces.
- ◀ The re-designation of facilities e.g., converting an unused pitch (or pitch type) for one sport to instead cater for another sport (or another pitch type).
- ◀ Bringing disused pitches back into use.
- ◀ Securing community use at education/MOD sites including those currently unavailable.
- ◀ Working with commercial and private providers to increase usage and secure tenure.
- ◀ Exploring lease/management arrangements with appropriate clubs/organisations.
- ◀ Establishing additional sports lighting.
- ◀ Installing artificial/hybrid surfaces.

The PPS identifies priority sites that should be focused upon, including those that are presently overplayed and/or poor quality as well as unused and unsecure sites that are particularly large. It also advises how issues can be overcome. This is done on a site-by-site basis in the proceeding Action Plan.

### **Recommendation (j) - Identify opportunities to add to the overall stock to accommodate both current and future demand**

Better utilising the stock of provision across Wiltshire will lessen the need for new provision. Although there are identified shortfalls, most current and future demand is currently being met and most existing shortfalls can be addressed via quality improvements and/or improved access to sites that are presently used minimally or that are currently unavailable. Adding to the current stock is therefore not recommended as a priority solution, although for certain sports and in specific areas it could be required. This is especially the case for football, cricket and rugby union given the substantial deficits identified.

In relation to football, there is also a specific shortfall of 3G pitches that can only be met through increased provision. This is also relatively substantial and applies across 17 of the 18 analysis areas, and an increase in supply would also be beneficial to rugby union if pitches are supplied as World Rugby compliant. However, when establishing new pitches, consideration must be given to sustainability measures given current uncertainty around rubber crumb infill (suitable infill containment should be able to be retro-fitted and alternative infills should be explored).

Large scale housing developments and the establishment of new schools may also necessitate the need for new provision, especially for large developments. Where new schools are developed, there is an opportunity to combine the building of the, to the development of a new multi-sport site that can be of a benefit to the schools as well as the wider community.

For housing developments, as outlined in Recommendation (h), Sport England's Playing Pitch Calculator can be used as a guide to inform requirements. In addition, housing developers can set aside additional land for new pitches, over and above development requirements, which then be the responsibility of the Council (or a parish/town council) to manage.

Local open spaces and places to access pitch sports in an informal manner should also be considered for new developments.

### **PART 6: ACTION PLAN**

The site-by-site action plan seeks to address key issues identified in the preceding Assessment Report. It provides recommendations based on current levels of usage, quality and future demand, as well as the potential of each site for enhancement. It is separated by analysis area and includes information pertaining to the sub sections below.

#### ***Site hierarchy***

The Council should make it a high priority to work with NGBs and other partners to comprise a priority list of actions based on local priorities, NGB priorities and available funding. As stated in Recommendation (e), to allow for facility developments to be programmed within a phased approach, the Council should adopt a tiered approach to the management and improvement of playing pitch sites and associated facilities. This is done via classifying sites as hub sites, key centres or local sites.

#### ***Partners***

The column indicating partners refers to the main organisations that the Council would look to work with to support delivery of the actions.

Given the extent of potential actions, it is reasonable to assume that partners will not necessarily be able to support all the actions identified but where the action is a priority and resource is available the partner will endeavour to assist.

As all sites sit within the local authority area, the Council is considered to be a partner for each identified action (as the column indicates partners for the Council) and is therefore not included. However, it is acknowledged that it will take on more of a leading role for some specific sites and some specific actions (e.g., at council-operated venues).

#### ***Priority***

Although hub sites are most likely to have high priority actions, as they have wider importance, these have been identified on the basis of the impact that the site will have on addressing the key issues identified in the assessment. Therefore, some key centres and local sites are on occasion also identified as having a high priority level. It is these projects/sites which should generally, if possible, be addressed within the short term (1-2 years).

Medium priority actions have analysis area importance and are identified on the basis of the impact that they will have on addressing the issues identified in the assessment, although not to the same extent as high priority actions.

The low priority actions tend to be where little work is required, or where the status quo can be maintained, or they are for single pitch or single sport sites with only local specific importance. However, the actions may still contribute to addressing issues for specific users and there may also be opportunities to action some of the recommendations made against such sites relatively quickly e.g., through S106 funding.

## **Costs**

The strategic actions have also been ranked as low, medium or high based on cost. The brackets are:

- (L) - Low - less than £150k
- (M) - Medium - £150k-£750k
- (H) - High £750k and above

These are based on Sport England's estimated facility costs which can be found at: <https://www.sportengland.org/facilities-planning/design-and-cost-guidance/cost-guidance/>

## **Timescales**

The Action Plan has been created to be delivered over a ten-year period and the information within the Assessment Report, Strategy and Action Plan will require updating as developments occur. The indicative timescales relate to delivery times and are not priority based:

- ◀ (S) -Short (1-2 years)
- ◀ (M) - Medium (3-5 years)
- ◀ (L) - Long (6+ years)

## **Aim**

Each action seeks to meet at least one of the three Sport England aims of the Strategy. These are:

- ◀ Enhance
- ◀ Provide
- ◀ Protect.

## **Community Area Profiles**

Before the Action Plan for each analysis area, there is a summary of the current and future supply and demand analysis findings for each sport compared against the picture across Wiltshire as a whole. There is also a brief synopsis of the priority recommendations for each sport, with this helping provide an area-specific overview.

Notwithstanding the above, greater levels of detail for each analysis area can be found in Appendix 1: Community Area Profiles. This includes more detailed information in relation to supply and demand findings.

# WILTSHIRE COUNCIL PLAYING PITCH STRATEGY

## AREA 1 - STONEHENGE

Sport	Pitch/facility type	Current supply/ demand balance	Future supply/ demand balance
Football	Adult	2.5 match equivalent sessions	2.5 match equivalent sessions
Football	Youth 11v11	At capacity	At capacity
Football	Youth 9v9	2.5 match equivalent sessions	2.5 match equivalent sessions
Football	Mini 7v7	At capacity	At capacity
Football	Mini 5v5	At capacity	At capacity
3G	11v11	0.5 pitches	0.5 pitches
Cricket	Saturday	20 match equivalent sessions	20 match equivalent sessions
Cricket	Sunday	40 match equivalent sessions	40 match equivalent sessions
Cricket	Midweek	60 match equivalent sessions	60 match equivalent sessions
Rugby union	Senior	1.9 match equivalent sessions	1.9 match equivalent sessions
Rugby league	Senior	At capacity	At capacity
Hockey	Full size	At capacity	At capacity

### Priority recommendations

Sport	Headline findings
<b>Football</b>	<ul style="list-style-type: none"> <li>◀ Protect provision.</li> <li>◀ Improve pitch quality to reduce/alleviate overplay at sites (e.g. at Archers Gate Centenary Pavilion, Durrington Recreation Ground and South Newton Rec).</li> <li>◀ Improve ancillary facilities where required and provide ancillary facilities at sites that are currently without (e.g. at Larkhill Sports Ground).</li> <li>◀ Seek to provide security of tenure for clubs, enabling actual spare capacity (e.g. at Boscombe Down Sports Field, Marlborough Road Pitches and Larkhill Sports Ground).</li> </ul>
<b>3G pitches</b>	<ul style="list-style-type: none"> <li>◀ Protect provision.</li> <li>◀ Ensure a sinking fund is in place for long-term sustainability (e.g. Marlborough Road Pitches).</li> <li>◀ Support aspirations to provide an additional 11v11 pitch given the large shortfalls on grass pitches (e.g. at Boscombe Down Sports Field) providing it meets national and local planning policy.</li> </ul>
<b>Rugby union</b>	<ul style="list-style-type: none"> <li>◀ Protect provision.</li> <li>◀ Improve quality to eradicate overplay (e.g. at Archers Gate Centenary Pavilion).</li> <li>◀ Look to provide improved ancillary provision (e.g. at Archers Gate Centenary Pavilion).</li> <li>◀ Seek to provide improved security of tenure via a community use agreement (e.g. Archers Gate Centenary Pavilion).</li> <li>◀ Support Amesbury RUFC in relocating to a new site where suitable.</li> </ul>
<b>Rugby league</b>	◀ N/A
<b>Hockey</b>	◀ N/A
<b>Cricket</b>	<ul style="list-style-type: none"> <li>◀ Protect provision.</li> <li>◀ Improve quality of square at Great Durnford.</li> <li>◀ Explore opportunities to utilise actual spare capacity.</li> </ul>

Site ID	Site	Postcode	Sport	Management	Current status	Recommended actions	Partners	Site hierarchy tier	Priority	Timescales	Cost	Aim
8	All Saints C of E Primary School	SP4 9PJ	Football	Education	Two mini 5v5 pitches that are poor quality not available for community use.	Improve pitch quality as appropriate to meet curricular and extracurricular demand.	FA, FF, WFA, Education	Local	L	L	L	Protect Enhance
11	Stonehenge School	SP4 7PW	3G	Education	A standard quality smaller size 3G pitch that is unavailable for community use and is without sports lighting.	Explore potential of installing sports lighting and enabling community use. Sustain 3G quality with appropriate maintenance. Ensure a relevant sinking fund is in situ and refurbish when appropriate.	FA, FF, WFA, Education	Local	L	M	L	Protect Enhance
12	Stonehenge School Playing Fields	SP4 7PH	Football	Education	Three adult pitches that have recently been brought back into use for school usage.	Explore options with the School for community use access.	FA, FF, WFA, Education	Local	M	S	L	Protect
12	Stonehenge School Playing Fields	SP4 7PH	Football	Education	Two standalone NTPs.	Retain for curricular and extra-curricular needs.	ECB, WCB, Education	Local	L	L	L	Protect
14	Appleford School	SP3 4HL	Football	Education	Two mini 7v7 pitches which are good quality but not available for community use.	Sustain pitch quality with appropriate maintenance to meet curricular and extracurricular demand.	FA, FF, WFA, Education	Local	L	L	L	Protect
15	Archers Gate Centenary Pavilion	SP4 7XX	Cricket	Amesbury Town Council	A nine wicket good quality grass square accompanied standard quality ancillary. Square has capacity to accommodate additional demand. Leased to Amesbury CC.	Sustain square quality with appropriate maintenance. Utilise spare capacity to accommodate future demand/alleviate shortfalls.	ECB, WCB, Amesbury Town Council	Local	L	S	L	Protect
15	Archers Gate Centenary Pavilion	SP4 7XX	Football	Amesbury Town Council	One adult pitch, one youth 9v9 pitch and one mini 5v5 pitch which are poor quality. One mini 7v7 pitch which is standard quality. The adult and youth 9v9 pitch are overplayed by 0.5 match equivalent sessions and 1.5 match equivalent sessions respectively. The remaining pitches are played to capacity at peak time. Accompanied by standard quality ancillary football.	Look to improve the pitches with enhanced levels of maintenance.	FA, FF, WFA, Amesbury Town Council	Local	L	S	L	Protect Enhance
15	Archers Gate Centenary Pavilion	SP4 7XX	Rugby union	Amesbury Town Council	One standard (Basic) quality senior rugby pitch that is overplayed. Accompanied by ancillary provision of poor quality. Amesbury RUFC currently has no secure agreement on the site and therefore is considered to have unsecure tenure, whilst the Club has grown and continues to do so significantly it aspires to relocate off the site to enable its growth.	Sustain pitch quality through appropriate levels of maintenance. Support Amesbury RUFC in tenure agreement and/or in finding an alternative site for continued growth. Improve ancillary facilities.	RFU, Amesbury Town Council	Local	H	M	M	Protect

Site ID	Site	Postcode	Sport	Management	Current status	Recommended actions	Partners	Site hierarchy tier	Priority	Timescales	Cost	Aim
20	Avon Valley College	SP4 8HH	Football	Education	One adult pitch, one youth 9v9 pitch, one mini 7v7 pitch and one mini 5v5 pitch all of which are standard quality. The adult and youth 9v9 pitch are played to capacity. The remaining pitches are played to capacity at peak time. Accompanied by standard quality ancillary provision.	Sustain pitch quality with appropriate levels of maintenance to meet community, curricular and extracurricular demand.	FA, FF, WFA, Education	Local	M	L	L/M	Protect
39	Bonnymead Park	SP4 7BB	Football	Council	One adult pitch that has spare capacity discounted due to poor quality. The site is home to Amesbury Town FC (Regional Feeder League).	Consider potential rationalisation of provision to contribute to a hub site. If not feasible improve pitch quality with enhanced levels of maintenance.	FA, FF, WFA	Local	L	L	L	Protect Enhance
40	Boscombe Down Sports Field	SP4 7LP	Football	MOD	One youth 11v11 pitch, one youth 9v9 pitch, one mini 7v7 pitch and one mini 5v5 pitch all of which are standard quality. The mini pitches are played to capacity at peak time whereas the youth pitches have spare capacity discounted due to unsecure tenure. Accompanied by standard quality ancillary provision.	Sustain pitch quality with appropriate levels of maintenance. Explore options for securing long term tenure for community users.	FA, FF, WFA, MOD	Key centre	H	S	L/M	Protect
40	Boscombe Down Sports Field	SP4 7LP	Hockey / 3G	MOD	One disused full size (11v11) pitch that is equipped with sports lighting. Provision has been identified for a potential conversion to 3G which would alleviate football and rugby union shortfalls (if Amesbury RUFC is relocated). Pitch is deemed surplus to requirements for hockey purposes.	Explore the feasibility of converting the disused hockey suitable AGP to FA and WR compliant 3G in order to alleviate identified football and rugby union shortfalls. This would include the relocation of Amesbury RUFC. Any loss of hockey suitable provision would require agreed mitigation for hockey through relevant dialogue with NGBs and SE. Any development on site would need to secure long term tenure for community users.	FA, FF, WFA, EH, MOD	Key centre	H	M	M	Protect Provide Enhance
56	Bulford Recreation Ground	SP4 9DY	Football	Council	One adult pitch that has spare capacity discounted due to poor quality. Accompanied by poor quality ancillary provision.	Consider potential rationalisation of provision to contribute to a hub site. If not feasible improve pitch quality with enhanced levels of maintenance.	FA, FF, WFA	Local	L	L	L	Protect Enhance
114	Durrington Recreation Ground	SP4 8HH	Football	Council	One poor quality adult pitch that is overplayed by 0.5 match equivalent sessions. Accompanied by poor quality ancillary provision.	Improve pitch quality with enhanced level of maintenance.	FA, FF, WFA	Local	M	S	L	Protect Enhance

Site ID	Site	Postcode	Sport	Management	Current status	Recommended actions	Partners	Site hierarchy tier	Priority	Timescales	Cost	Aim
117	Enford Village Hall & Recreation Ground	SN9 6DD	Football (Disused)	Trust	Disused site which accommodated one youth 11v11 pitch last marked circa 2014.	Explore feasibility of bringing the playing field back into use given local shortfalls and ensure replacement provision is provided in line with national planning policy should a proposal come forward that will result in permanent loss.	FA, FF, WFA, Trust	Local	L	L	L	Protect Enhance
122	Figheldean Recreation Ground	SP4 8JR	Football	Council	One adult pitch that has spare capacity discounted due to poor quality.	Consider potential rationalisation of provision to contribute to a hub site. If not feasible improve pitch quality with enhanced levels of maintenance.	FA, FF, WFA	Local	L	L	L	Protect Enhance
123	Fisherton Recreation Ground (Closed)	SP4 7AJ	Football	Council	One adult pitch not actively marked with a set of posts. Used for recreational demand.	Retain as appropriate to meet recreational demand.	FA, FF, WFA	Local	L	L	L	Protect
169	Kings Gate Primary School	SP4 7GD	Football	Education	One poor quality mini 5v5 pitch not available for community use.	Improve pitch quality as appropriate to meet curricular and extra-curricular demand.	FA, FF, WFA, Education	Local	L	L	L	Protect
199	Marlborough Road Pitches	SP4 9AA	Cricket	MOD	One standalone NTP that's not available for community use.	Sustain quality as appropriate and retain as current use.	ECB, WCB, MOD	Key centre	L	L	L	Protect
199	Marlborough Road Pitches	SP4 9AA	Football	MOD	One standard quality adult pitch that has spare capacity discounted due to unsecure tenure.	Sustain pitch quality with appropriate levels of maintenance. Explore potential options to secure community users long term tenure.	FA, FF, WFA, MOD	Key centre	L	S	L	Protect
199	Marlborough Road Pitches	SP4 9AA	3G	Sports club	One standard quality 11v11 3G pitch that is equipped with sports lighting. The pitch has exceeded its 10-year recommended lifespan and thus requires resurfacing.	Look to refurbish the pitch when required based on its quality. Ensure a sinking fund is in situ. Explore certifying the pitch formally for competitive use.	FA, FF, WFA, MOD	Key centre	H	M	H	Protect Enhance
211	Mod Larkhill	SP4 8QT	Football	MOD	Three adult pitches, all of which are good quality and not available for community use.	Sustain pitch quality with appropriate maintenance.	FA, FF, WFA, MOD	Local	L	L	L	Protect
211	Mod Larkhill	SP4 8QT	3G	MOD	Two good quality 11v11 3G pitches, both of which are unavailable for community use but are equipped with sports lighting.	Explore community use options.	FA, FF, WFA, MOD	Local	M	S	L	Protect
211	Mod Larkhill	SP4 8QT	Cricket	MOD	A standard quality eight wicket grass square that is not available for community use.	Sustain quality as appropriate and retain as current use.	ECB, WCB, MOD	Local	L	L	L	Protect
211	Mod Larkhill	SP4 8QT	Rugby Union	MOD	Two standard quality senior pitches that are not available for community use nor sports lit.	Sustain pitch quality with appropriate maintenance.	RFU, MOD	Local	L	L	L	Protect
211	Mod Larkhill	SP4 8QT	Hockey	MOD	One poor quality full size pitch that is unavailable for community use but is equipped with sports lighting. The pitch has exceeded its 10-year recommended lifespan and thus requires resurfacing.	Explore community use options. Resurface the full size pitch to improve quality and ensure a sinking fund is in place for long-term sustainability.	EH, MOD	Local	H	S	H	Protect Enhance Provide



Site ID	Site	Postcode	Sport	Management	Current status	Recommended actions	Partners	Site hierarchy tier	Priority	Timescales	Cost	Aim
217	Netheravon Airfield	SP4 9SA	Football	MOD	One standard quality adult pitch that is unavailable for community use.	Explore community use options.	FA, FF, WFA, MOD	Local	L	L	L	Protect
277	Shrewton Recreation Ground	SP3 4JU	Football	Trust	One poor quality adult pitch that has spare capacity discounted due to poor pitch quality. The site is home to Shrewton United FC (Regional Feeder League).	Improve quality to establish actual spare capacity for clubs. Ensure the site meets the minimum requirements to progress through the football pyramid.	FA, FF, WFA, Trust	Local	M	S	M	Protect Enhance
277	Shrewton Recreation Ground	SP3 4JU	Cricket	Trust	A good quality nine wicket grass square accompanied by an NTP. Leased to Shrewton CC from Trustees. Square has minimal capacity for additional demand. The Club is currently developing a new ground (SP3 4DZ), located just under one kilometre from the Club's current venue. The new provision will have a 10-wicket grass square that has been laid and is ready for use, with some teams to relocate there from the start of the 2024 season. The Club also aspires to establish ancillary provision at the new site.	Sustain the square quality with appropriate maintenance. Utilise spare capacity to accommodate future demand/alleviate shortfalls. Assist the Club in its plans in establishing a new facility for the start of the 2024. Explore the possibility of creating ancillary provision at the new site.	ECB, WCB, Sports Club	Local	H	S-M	H	Protect Provide
281	South Newton Rec	SP2 0QD	Football	South Newton Parish Council	One adult pitch and one youth 9v9 pitch, both of which are poor quality and overplayed by 2.5 match equivalent sessions per week. Ancillary facilities are poor quality to the point of being unsafe to use.	Improve pitch quality to alleviate overplay. Improve ancillary facilities.	FA, FF, WFA, Parish Council	Local	M	S	M	Protect Enhance
281	South Newton Rec	SP2 0QD	Cricket (Disused)	South Newton Parish Council	Site previously accommodated a nine wicket grass square until 2018.	Retain as strategic reserve if an increase in demand warrants reinstating the provision. Ensure any permanent loss of provision meets national planning policy requirements.	ECB, WCB, Parish Council	Local	L	L	L	Protect
387	Great Durnford	SP4 6AY	Cricket	Sports club	A standard quality eight wicket grass square accompanied by poor quality ancillary provision. Leased to Great Durnford CC. Square has spare capacity to accommodate additional demand.	Sustain square quality with appropriate maintenance. Utilise spare capacity to accommodate future demand/alleviate shortfalls. Explore options to improve ancillary provision quality.	ECB, WCB, Sports Club	Local	L	S	L	Protect Enhance

# WILTSHIRE COUNCIL PLAYING PITCH STRATEGY

## AREA 2 – BRADFORD-ON-AVON

Sport	Pitch/facility type	Current supply/ demand balance	Future supply/ demand balance
Football	Adult	0.5 match equivalent sessions	0.5 match equivalent sessions
Football	Youth 11v11	2.5 match equivalent sessions	2.5 match equivalent sessions
Football	Youth 9v9	1.5 match equivalent sessions	1.5 match equivalent sessions
Football	Mini 7v7	At capacity	At capacity
Football	Mini 5v5	At capacity	At capacity
3G	11v11	1 pitch	1 pitch
Cricket	Saturday	49 match equivalent sessions	49 match equivalent sessions
Cricket	Sunday	49 match equivalent sessions	49 match equivalent sessions
Cricket	Midweek	49 match equivalent sessions	49 match equivalent sessions
Rugby union	Senior	1.9 match equivalent sessions	1.9 match equivalent sessions
Rugby league	Senior	At capacity	At capacity
Hockey	Full size	At capacity	At capacity

### Priority recommendations

Sport	Headline findings
<b>Football</b>	<ul style="list-style-type: none"> <li>◀ Protect provision.</li> <li>◀ Improve pitch quality to reduce/alleviate overplay at sites (e.g. at School Lane Playing Field, St Laurence School and Victory Field Recreation Ground).</li> <li>◀ Improve ancillary facilities where required and provide ancillary facilities at sites that are currently without (e.g. at School Lane Playing Field).</li> <li>◀ Support the redevelopment of the Clubhouse at Poulton Recreation Field.</li> <li>◀ Support the Town Council and Bradford Town Youth in finding a suitable home base for all its teams.</li> </ul>
<b>3G pitches</b>	<ul style="list-style-type: none"> <li>◀ Look to provide suitable provision to cater for demand within the area, exploring the feasibility to develop a 11v11 3G at Bradford-on-Avon Sports &amp; Social Club.</li> </ul>
<b>Rugby union</b>	<ul style="list-style-type: none"> <li>◀ Protect provision.</li> <li>◀ Improve quality to eradicate overplay (e.g. at Bradford-on-Avon Rugby Club).</li> </ul>
<b>Rugby league</b>	◀ N/A
<b>Hockey</b>	<ul style="list-style-type: none"> <li>◀ Protect provision.</li> <li>◀ Resurface pitch to improve quality and protect usage (e.g. at Stonar School).</li> </ul>
<b>Cricket</b>	<ul style="list-style-type: none"> <li>◀ Protect provision.</li> <li>◀ Seek to alleviate overplay via the installation of an NTP or Hybrid wickets at (e.g. at Culver Close Playing Field and The Downs).</li> <li>◀ Support the pavilion development plans at Culver Close Playing Field.</li> <li>◀ Support Bradford-on-Avon CC in development of fixed net provision at Culver Close Playing Field.</li> </ul>

Site ID	Site	Postcode	Sport	Management	Current status	Recommended actions	Partners	Site hierarchy tier	Priority	Timescales	Cost	Aim
17	Atworth Recreation Ground (Closed)	SN12 8HE	Football (Recreational)	Council	One adult pitch and one mini 5v5 pitch not actively marked. Each pitch has a set of posts. Used for recreational demand.	Explore the feasibility of bringing the pitch back into use (and improve quality) for affiliated demand from the community.	FA, FF, WFA	Local	L	S	L	Protect Enhance
19	Avon Park	BA2 7FF	Football	Council	One standard quality youth 9v9 pitch that is serviced with poor quality ancillary facilities.	Consider potential rationalisation of provision to contribute to a hub site. If not feasible improve pitch quality with enhanced levels of maintenance.	FA, FF, WFA	Local	L	L	L	Protect Enhance
28	Bearfield Playing Field	BA15 1RN	Football (Recreational)	Council	One youth 9v9 pitch not actively marked with a set of posts. Used for recreational demand.	Explore the feasibility of bringing the pitch back into use and improved pitch quality where appropriate, for affiliated demand from the community.	FA, FF, WFA	Local	L	S	L	Protect Enhance
44	Bradford-on-Avon Rugby Club	BA15 2HR	Football (Disused)	Sports Club	Two adult pitches, two youth 11v11 pitches and four mini 7v7 pitches no longer marked. The playing field land is now being used for rugby union and archery demand.	Explore future potential of re-enabling football at the site providing rugby union activity is not adversely affected.	FA, FF, WFA, Sports Club	Local	L	L	L	Protect
44	Bradford-on-Avon Rugby Club	BA15 2HR	Rugby Union	Sports Club	Three standard quality senior pitches, of which one has sports lighting. Pitch with sports lighting is overplayed, whilst the remaining two pitches have minimal spare capacity. Accompanied by good quality ancillary provision.	Improve pitch quality to reduce overplay through enhanced levels of maintenance and consider installation of additional sports lighting to fully alleviate it.	RFU, Sports Club	Local	L	L	L	Protect Enhance
45	Bradford-on-Avon Sports & Social Club	BA15 1EX	Football/ 3G	Community Organisation	Two good quality adult pitches. Bradford Town FC (Step 6) aspires to redevelop the site's changing rooms which are currently in old shipping containers. The site is identified as a potential site for a 11v11 3G pitch.	Support the Club in its aspirations to improve its ancillary facilities. Ensure the site meets the minimum requirements to progress through the football pyramid. Explore the feasibility of developing a 11v11 3G pitch onsite.	FA, FF, WFA, Community Organisation	Local	H	M	H	Protect Enhance Provide
96	Culver Close Playing Field	BA15 1LF	Cricket	Bradford-on-Avon Town Council	A good quality nine-wicket grass square used by Bradford-on-Avon CC. Overplayed by 17 match equivalent sessions. Bradford on Avon CC aspires to build fixed net provision at Culver Close Playing Field. The Club is also working closely with the Town Council as it looks towards the replacement of its current pavilion, which currently has asbestos, and has submitted a planning application for this.	Sustain square quality with appropriate maintenance. Explore options to install an NTP / hybrid wicket to alleviate overplay. Explore using sites with spare capacity to alleviate overplay. Support the pavilion development plans at Culver Close Playing Field. Support Bradford-on-Avon CC in development of fixed net provision at Culver Close Playing Field.	ECB, WCB, Bradford-on-Avon Town Council	Local	H	S	M-H	Protect Provide

Site ID	Site	Postcode	Sport	Management	Current status	Recommended actions	Partners	Site hierarchy tier	Priority	Timescales	Cost	Aim
156	Holt Playing Field	BA14 6RT	Football	Council	One standard quality adult pitch that has actual spare capacity amounting to 0.5 match equivalent sessions per week. The site is serviced with poor quality ancillary facilities.	Consider potential rationalisation of provision to contribute to a hub site. If not feasible improve pitch quality with enhanced levels of maintenance.	FA, FF, WFA	Local	L	L	L	Protect Enhance
157	Holt VC Primary School	BA14 6RA	Football	Education	One poor quality mini 5v5 pitch that is unavailable for community use.	Improve quality for curricular and extra-curricular demand.	FA, FF, WFA Education	Local	L	L	L	Protect Enhance
242	Poulton Recreation Field	BA15 1EA	Football	Council	Three poor quality mini 7v7 pitches that have spare capacity discounted due to poor pitch quality. The site is serviced with poor quality ancillary facilities.	Consider potential rationalisation of provision to contribute to a hub site. If not feasible improve pitch quality with enhanced levels of maintenance.	FA, FF, WFA	Local	L	L	L	Protect Enhance
267	School Lane Playing Field	BA14 8UU	Football	Council	One youth 11v11 pitch, one youth 9v9 pitch, one mini 7v7 pitch and one mini 5v5 pitch, all of which are poor quality. The youth 11v11 pitch is overplayed by one match equivalent session per week, whilst the youth 9v9 pitch is played to capacity and the mini 7v7 pitch has spare capacity discounted due poor pitch quality. The site is without ancillary facilities.	Improve quality to alleviate overplay and establish actual spare capacity. Explore the feasibility of providing appropriate ancillary provision.	FA, FF, WFA	Local	M	M	H	Protect Provide
299	St Laurence School	BA15 1DZ	Football	Education	One adult pitch and two youth 11v11 pitches, all of which are poor quality. The adult pitch has spare capacity discounted due to unsecure tenure and poor pitch quality, whilst the youth 11v11 pitch is overplayed by 1.5 match equivalent sessions per week.	Improve quality to alleviate overplay on pitches. Seek to provide a community use agreement, enabling security of tenure for clubs and establishing actual spare capacity.	FA, FF, WFA Education	Local	M	S	L	Protect Enhance
299	St Laurence School	BA15 1DZ	Rugby Union	Education	One poor quality senior rugby union pitch available for community use. Pitch is played to capacity from curricular demand.	Improve quality of pitch through enhanced levels of demand for curricular and extracurricular use.	RFU, Education	Local	L	L	L	Protect Enhance
299	St Laurence School	BA15 1DZ	Hockey	Education	One smaller size pitch that is unavailable for community use and is without sports lighting.	Explore sports lighting installation for curricular and extra-curricular demand.	EH, Education	Local	L	S	L	Protect Enhance
313	Stonar School	SN12 8NT	Hockey	Education	One poor quality full size pitch that is available for community use and serviced with sports lighting. The pitch has exceeded its 10-year recommended lifespan (installed in 2010) and thus requires resurfacing.	Resurface pitch to improve quality and ensure a sinking fund is in place for long-term sustainability.	EH, Education	Local	H	S	H	Protect Enhance Provide

Site ID	Site	Postcode	Sport	Management	Current status	Recommended actions	Partners	Site hierarchy tier	Priority	Timescales	Cost	Aim
327	The Downs	BA15 2LX	Cricket	Sports Club	A good quality 12 wicket grass square owned by Winsley CC. Accompanied by standard quality ancillary provision. Overplayed by 32 match equivalent sessions. The Club exports its third and fourth teams to Bath & North East Somerset.	Sustain square quality with appropriate maintenance. Explore options on how to alleviate overplay including installing an onsite NTP, hybrid wickets, utilisation of provision with spare capacity and potential creation of new provision.	ECB, WCB, Sports Club	Local	H	S-M	L-H	Protect Provide
350	Victory Field Recreation Ground	BA15 1LE	Football	Community Organisation	One youth 9v9 pitch, one mini 7v7 pitch and one mini 5v5 pitch, all of which are poor quality. The youth 9v9 pitch is overplayed by 1.5 match equivalent sessions per week, whilst the mini 5v5 pitch has spare capacity discounted due to poor pitch quality. The site is serviced with poor quality ancillary facilities.	Improve quality to alleviate overplay on pitches and to establish actual spare capacity for clubs.	FA, FF, WFA, Community Organisation	Local	M	S	L	Protect Enhance
368	Westwood Playing Field	BA15 2DL	Football	Council	One poor quality adult pitch that has spare capacity discounted due to poor pitch quality. The site is serviced with poor quality ancillary facilities.	Consider potential rationalisation of provision to contribute to a hub site. If not feasible improve pitch quality with enhanced levels of maintenance.	FA, FF, WFA	Local	L	L	L	Protect Enhance
377	Winsley Parish Field	BA15 2NW	Football (Recreational)	Parish Council	One mini 7v7 pitch not actively marked. Used for recreational demand.	Explore the feasibility of bringing the pitch back into use (and improve pitch quality where appropriate) for affiliated demand from the community.	FA, FF, WFA Parish Council	Local	L	S	L	Protect Enhance

# WILTSHIRE COUNCIL PLAYING PITCH STRATEGY

## AREA 3 - CALNE

Sport	Pitch/facility type	Current supply/ demand balance	Future supply/ demand balance
Football	Adult	2.5 match equivalent sessions	2.5 match equivalent sessions
Football	Youth 11v11	4.5 match equivalent sessions	4 match equivalent sessions
Football	Youth 9v9	At capacity	At capacity
Football	Mini 7v7	1.5 match equivalent sessions	1.5 match equivalent sessions
Football	Mini 5v5	0.5 match equivalent sessions	0.5 match equivalent sessions
3G	11v11	1 pitch	1 pitch
Cricket	Saturday	8 match equivalent sessions	8 match equivalent sessions
Cricket	Sunday	8 match equivalent sessions	8 match equivalent sessions
Cricket	Midweek	8 match equivalent sessions	8 match equivalent sessions
Rugby union	Senior	0.5 match equivalent sessions	0.5 match equivalent sessions
Rugby league	Senior	At capacity	At capacity
Hockey	Full size	At capacity	At capacity

### Priority recommendations

Sport	Headline findings
<b>Football</b>	<ul style="list-style-type: none"> <li>◀ Protect provision.</li> <li>◀ Improve pitch quality to reduce/alleviate overplay at sites (e.g. Beversbrook Sports Facility and Bowood Sports Ground).</li> <li>◀ Improve ancillary facilities where required.</li> </ul>
<b>3G pitches</b>	<ul style="list-style-type: none"> <li>◀ Protect provision.</li> <li>◀ Ensure a sinking fund is in place for long-term sustainability (e.g. at Beversbrook Sports Facility).</li> <li>◀ Support aspirations to provide an additional 11v11 pitch given the large shortfalls on grass pitches and 3G pitches (e.g. at Beversbrook Sports Facility or Kingsbury Green Academy) providing it meets national and local planning policy.</li> </ul>
<b>Rugby union</b>	<ul style="list-style-type: none"> <li>◀ Protect provision.</li> <li>◀ Improve quality to pitches at Calne Recreation Ground.</li> <li>◀ Seek to provide improved security of tenure at Calne Recreation Ground.</li> </ul>
<b>Rugby league</b>	◀ N/A
<b>Hockey</b>	<ul style="list-style-type: none"> <li>◀ Protect provision.</li> <li>◀ Resurface pitch to improve quality and protect usage (e.g. at St Marys Calne Sports Centre).</li> </ul>
<b>Cricket</b>	<ul style="list-style-type: none"> <li>◀ Protect provision.</li> <li>◀ Seek to alleviate overplay via the installation of an NTP and Hybrid wickets (e.g. Beversbrook Sports Facility, Goatacre Cricket Club and Goatacre Recreation Ground).</li> </ul>

Site ID	Site	Postcode	Sport	Management	Current status	Recommended actions	Partners	Site hierarchy tier	Priority	Timescales	Cost	Aim
31	Beverbrook Sports Facility	SN11 9FL	Football	Council	Four adult pitches, two youth 11v11 pitches, two mini 7v7 pitches and two mini 5v5 pitches, all of which are standard quality and available for community use. The adult pitches have actual spare capacity amounting to 2.5 match equivalent sessions per week, whilst the youth 11v11 pitches are overplayed by four match equivalent sessions per week. There are also an additional three good quality adult pitches which are unavailable for community use (used principally by Swindon Town FC).	Utilise actual spare capacity where it exists, via the transfer of demand from overplayed sites or via future demand. Improve quality to alleviate overplay where it exists.	FA, FF, WFA	Key Centre	M	S	L	Protect Enhance
31	Beverbrook Sports Facility	SN11 9FL	3G	Sports Club	One 11v11 3G pitch and one smaller size 3G pitch, the former is standard quality having been installed in 2016.	Once the pitch reaches the end of its lifespan (2026), look to resurface pitch to improve quality and ensure a sinking fund is in place for long-term sustainability. Explore the potential to develop a second 3G onsite.	FA, FF, WFA, Sports Club	Key Centre	H	S	H	Protect Enhance Provide
31	Beverbrook Sports Facility	SN11 9FL	Cricket	Calne Town Council	A nine wicket grass square and a standalone NTP both of which are good quality. The square is played to capacity. Annual rent to Calne CC from Calne Town Council.	Sustain square and NTP quality with appropriate maintenance. Explore greater utilisation of NTP or creation of an NTP on the main square to provide additional capacity for future growth.	ECB, WCB, Calne Town Council	Key Centre	L	L	L	Protect
42	Bowood Sports Ground	SN11 9LX	Football	Sports Club	One youth 11v11 pitch, two mini 7v7 pitches and one mini 5v5 pitch, all of which are good quality. The mini pitches both have actual spare capacity totalling two match equivalent sessions per week, whilst the youth 11v11 pitch is overplayed by 0.5 match equivalent sessions per week. The site is serviced with poor quality ancillary facilities.	Utilise actual spare capacity where it exists, via the transfer of demand from overplayed sites or via future demand. Improve quality to alleviate overplay where it exists. Explore feasibility of improving the site's ancillary facilities.	FA, FF, WFA, Sports Club	Local	M	M	M	Protect Enhance
59	Calne Recreation Ground	SN11 8DX	Football (Disused)	Council	One disused adult pitch and one disused youth pitch, with the site currently actively used for rugby union. The areas where the football pitches resided are also known as Potters Field (to the east) and Hillcroft Green Space (to the south).	Retain areas as strategic reserve, with any future development proposals needing to meet national planning policy requirements. If the pitches are brought back into use, ensure they are good quality.	FA, FF, WFA	Local	H	L	L	Protect Enhance
59	Calne Recreation Ground	SN11 8DX	Cricket	Council	A disused cricket square, with the site currently actively used for rugby union.	Ensure site retains the capability of re-providing the cricket square should it ever be required.	ECB	Local	L	L	L	Protect Enhance

Site ID	Site	Postcode	Sport	Management	Current status	Recommended actions	Partners	Site hierarchy tier	Priority	Timescales	Cost	Aim
59	Calne Recreation Ground	SN11 8DX	Rugby Union	Council	One good quality senior pitch with actual spare capacity. The Club has future growth aspirations for age grade rugby that would result in a shortfall if realised. Accompanied by standard quality ancillary provision. Club currently operates on a yearly rolling agreement. It is reported that Calne Town Council has aspirations to develop the site.	Sustain pitch quality and seek solution to ensure future demand aspirations can be accommodated. Look to secure more formal agreement onsite. Explore sports lighting installation to better accommodate midweek training use. Ensure that any development plans detail how the existing senior rugby union pitch would be protected along with the remainder of the designated playing field. NB: Any development must meet NPPF Paragraph 103 or subsequent paragraph.	RFU	Local	H	H	M	Protect Enhance
60	Calne Town Football Club	SN11 9EE	Football	Sports Club	One standard quality adult pitch. The site is home to Calne Town FC First Team (Step 6) & Reserves (Regional Feeder League).	Sustain quality.	FA, FF, WFA, Sports Club	Local	L	S	L	Protect
101	Derry Hill C of E Aided Primary School	SN11 9NN	Football	Education	One poor quality mini 5v5 pitch that is unavailable for community use.	Improve quality to better accommodate curricular and extra-curricular demand.	FA, FF, WFA, Education	Local	L	S	L	Protect Enhance
131	Goatacre Cricket Club	SN11 9JA	Cricket	Sports Club	A good quality grass square owned by Goatacre CC with ten wickets. Marginally overplayed by two match equivalent sessions.	Sustain square quality with appropriate maintenance. If overplay increase explore installing an NTP to provide capacity.	ECB, WCB, Sports Club	Local	L	M	L	Protect
132	Goatacre Recreation Ground	SN11 9JA	Cricket	Sports Club	A good quality grass square with five wickets accompanied by a NTP overplayed by six match equivalent sessions. Leased to Goatacre CC.	Sustain square quality with appropriate maintenance. If overplay increase explore installing an NTP to provide capacity.	ECB, WCB, Sports Club	Local	L	M	L	Protect
151	Hilmarton Primary School	SN11 8SG	Football	Education	One poor quality mini 7v7 pitch that is unavailable for community use.	Improve quality to better accommodate curricular and extra-curricular demand.	FA, FF, WFA, Education	Local	L	S	L	Protect Enhance
171	Kingsbury Green Academy	SN11 8YH	Cricket	Education	One standalone NTP that's not available for community use.	Sustain quality as appropriate and retain as current use.	ECB, WCB, Education	Local	L	L	L	Protect
171	Kingsbury Green Academy	SN11 8YH	3G	Education	Identified as a potential site for 3G development to meet shortfalls in Calne. The site has sufficient playing field land and surrounding ancillary provision to potentially develop provision.	Explore the feasibility of developing a 11v11 3G pitch onsite.	FA, FF, WFA, Education	Local	H	L	H	Provide
196	Mardon Vale Academy	SN11 9BD	Football	Education	One poor quality youth 9v9 pitch that is unavailable for community use.	Improve quality to better accommodate curricular and extra-curricular demand.	FA, FF, WFA, Education	Local	L	S	L	Protect Enhance



**WILTSHIRE COUNCIL  
PLAYING PITCH STRATEGY**

Site ID	Site	Postcode	Sport	Management	Current status	Recommended actions	Partners	Site hierarchy tier	Priority	Timescales	Cost	Aim
287	Springfields Academy	SN11 0DS	Football	Education	One poor quality youth 9v9 pitch that is unavailable for community use.	Improve quality to better accommodate curricular and extra-curricular demand.	FA, FF, WFA, Education	Local	L	S	L	Protect Enhance
287	Springfields Academy	SN11 0DS	3G	Education	One smaller size 3G pitch that is available for community use and equipped with sports lighting.	Sustain quality.	FA, FF, WFA, Education	Local	L	L	L	Protect
293	St Edmunds RC Primary School	SN11 9BX	Hockey	Education	One smaller size pitch that is unavailable for community use and is without sports lighting.	Retain for curricular and extra-curricular demand.	EH, Education	Local	L	L	L	Protect
301	St Marys Calne Sports Centre	SN11 0DW	Hockey	Education	One standard quality full size pitch that is available for community use and is equipped with sports lighting. The pitch is nearing the end of its 10-year recommended lifespan and thus will require resurfacing.	Once the pitch reaches the end of its lifespan (2025), look to resurface pitch to improve quality and ensure a sinking fund is in place for long-term sustainability.	EH, Education	Local	H	S	H	Protect Enhance Provide

# WILTSHIRE COUNCIL PLAYING PITCH STRATEGY

## AREA 4 – CHIPPENHAM & VILLAGES

Sport	Pitch/facility type	Current supply/ demand balance	Future supply/ demand balance
Football	Adult	1.5 match equivalent sessions	1.5 match equivalent sessions
Football	Youth 11v11	1 match equivalent session	1.5 match equivalent session
Football	Youth 9v9	1.5 match equivalent sessions	1.5 match equivalent sessions
Football	Mini 7v7	At capacity	At capacity
Football	Mini 5v5	1 match equivalent sessions	1 match equivalent sessions
3G	11v11	0.5 pitches	0.5 pitches
Cricket	Saturday	5 match equivalent sessions	5 match equivalent sessions
Cricket	Sunday	15 match equivalent sessions	5 match equivalent sessions
Cricket	Midweek	45 match equivalent sessions	45 match equivalent sessions
Rugby union	Senior	1.7 match equivalent sessions	1.7 match equivalent sessions
Rugby league	Senior	At capacity	At capacity
Hockey	Full size	At capacity	At capacity

### Priority recommendations

Sport	Headline findings
<b>Football</b>	<ul style="list-style-type: none"> <li>⚡ Protect provision.</li> <li>⚡ Improve pitch quality to reduce/alleviate overplay at sites (e.g. at Castle Combe Sports Field and Stanley Park Sports Ground).</li> <li>⚡ Improve ancillary facilities where required.</li> <li>⚡ Support Chippenham Town FC in upgrading facilities to meet ground grading requirements for Step 2 football and above.</li> </ul>
<b>3G pitches</b>	<ul style="list-style-type: none"> <li>⚡ Protect provision.</li> <li>⚡ Ensure a sinking fund is in place for long-term sustainability (e.g. Chippenham Rugby Club and Stanley Park Sports Ground).</li> <li>⚡ Support aspirations to provide an additional 11v11 pitch given the large shortfalls on grass pitches (e.g. at Stanley Park Sports Ground) providing it meets national and local planning policy.</li> </ul>
<b>Rugby union</b>	<ul style="list-style-type: none"> <li>⚡ Protect provision.</li> <li>⚡ Improve quality to eradicate overplay (e.g. at Chippenham Rugby Club).</li> <li>⚡ Look to provide improved ancillary provision (e.g. at Chippenham Rugby Club).</li> <li>⚡ Explore feasibility to provide ancillary provision at Sutton Benger Recreation Ground.</li> </ul>
<b>Rugby league</b>	⚡ N/A
<b>Hockey</b>	<ul style="list-style-type: none"> <li>⚡ Protect provision.</li> <li>⚡ Ensure a sinking fund is in place for long-term sustainability (e.g. Chippenham Sports Club).</li> </ul>
<b>Cricket</b>	<ul style="list-style-type: none"> <li>⚡ Protect provision.</li> <li>⚡ Transfer demand to sites with actual spare capacity to alleviate overplay (e.g. at Grittleton Cricket Ground, Langley Burrell Playing Pitch and The Green).</li> <li>⚡ Improve quality of squares to alleviate overplay (e.g. Sheldon School, Chippenham Sports Club and Biddestone Village Hall).</li> <li>⚡ Seek to alleviate overplay via the installation of an NTP's or Hybrid wickets (e.g. Sheldon School, Chippenham Sports Club and Biddestone Village Hall).</li> <li>⚡ Support ancillary development plans (e.g. at Biddestone Village Hall, The Green and Sheldon School).</li> <li>⚡ Support the fixed net refurbishment plans at Chippenham Sports Club.</li> <li>⚡ Explore opportunities to utilise actual spare capacity via the transfer of demand from overplayed sites and/or through future demand.</li> <li>⚡ Look to secure tenure for Biddestone CC at Biddestone Village Hall and Chippenham CC at Sheldon School through a long term agreement.</li> </ul>

Site ID	Site	Postcode	Sport	Management	Current status	Recommended actions	Partners	Site hierarchy tier	Priority	Timescales	Cost	Aim
1	Abbeyfield School	SN15 3XB	Football	Education	One adult pitch, one youth 11v11 pitch and two youth 9v9 pitches, all of which are poor quality and unavailable for community use.	Improve quality and explore community use options.	FA, FF, WFA, Education	Local	L	S	L	Protect Enhance
1	Abbeyfield School	SN15 3XB	Rugby Union (Disused)	Education	One disused senior pitch with the site currently actively used for football.	No action required.	RFU	-	-	-	-	-
1	Abbeyfield School	SN15 3XB	Cricket	Education	One standalone NTP that's not available for community use.	Sustain quality as appropriate and retain as current use.	ECB, WCB, Education	Local	L	L	L	Protect
1	Abbeyfield School	SN15 3XB	Hockey	Education	One smaller size pitch that is unavailable for community use and is without sports lighting.	Explore sports lighting potential to better accommodate curricular and extra-curricular demand.	EH, Education	Local	L	S	L	Protect
32	Biddestone Village Hall	SN14 7BZ	Football	Trust	One poor quality adult pitch that has spare capacity discounted due to poor pitch quality. The site is serviced with poor quality ancillary facilities.	Improve quality to establish actual spare capacity for clubs. Explore feasibility of improving the site's ancillary provision.	FA, FF, WFA, Trust	Local	M	M	M	Protect Enhance
32	Biddestone Village Hall	SN14 7BZ	Cricket	Trust	Two standard quality grass cricket squares one with 12 wickets and one with eight wickets accompanied by an NTP. Rolling informal lease to Biddestone CC from Parish Council. Tenure considered unsecure. Accompanied by two standard and two poor quality practice lanes. The larger square is overplayed by seven match equivalent sessions whereas the smaller square is overplayed by three match equivalent sessions.	Improve both squares in quality with enhanced levels of maintenance in order to alleviate overplay. Assist Biddestone CC in obtaining long term tenure on the site. Explore options to improve poor quality practice facilities. Support plans to provide dedicated changing provision to better service the second square.	ECB, WCB, Trust	Local	M	S	L-M	Enhance Protect
61	Castle Combe Sports Field	SN14 7HD	Football	Sports Club	One youth 11v11 pitch, one youth 9v9 pitch, one mini 7v7 pitch and two mini 5v5 pitches, all of which are standard quality. The youth 11v11 pitch is overplayed by one match equivalent session per week, whilst the mini 5v5 pitches have actual spare capacity totalling one match equivalent session per week.	Utilise actual spare capacity where it exists, via the transfer of demand from overplayed sites or via future demand. Improve quality to alleviate overplay where it exists.	FA, FF, WFA, Sports Club	Local	M	S	L	Protect Enhance
67	Charter Primary School	SN15 3EA	Hockey	Education	One smaller size pitch that is unavailable for community use and is without sports lighting.	Explore sports lighting potential to better accommodate curricular and extra-curricular demand.	EH, Education	Local	L	S	L	Protect

Site ID	Site	Postcode	Sport	Management	Current status	Recommended actions	Partners	Site hierarchy tier	Priority	Timescales	Cost	Aim
71	Chippenham Rugby Club	SN14 0YZ	3G	Sports Club	A World Rugby compliant 3G pitch that accommodated training demand from Chippenham RUFC. Serviced by sports lighting and assessed as good quality following 2019 installation.	Ensure a sinking fund is in place for long-term sustainability. Maximise usage to assist with grass pitch capacity issues, where possible.	RFU, FA, FF, Sports Club	Key Centre	M	L	L	Protect
71	Chippenham Rugby Club	SN14 0YZ	Rugby Union	Sports Club	Two standard grass pitches that are overplayed, despite a World Rugby compliant 3G pitch being on site. This is due to high levels of match demand. Serviced by good quality changing facilities.	Improve pitch quality to alleviate overplay.	RFU, Sports Club	Key Centre	M	S	L	Enhance Protect
71	Chippenham Rugby Club	SN14 0YZ	Cricket	Sports Club	A good quality square that is utilised by Allington CC. Serviced by a good quality clubhouse but with two poor quality practice nets. Overall spare capacity remains.	Sustain quality. Improve practice nets.	ECB, WCB, Sports Club	Key Centre	M	S	L	Enhance Protect
71	Chippenham Rugby Club	SN14 0YZ	Aussie Rules	Sports Club	Site is accessed by Chippenham Redbacks, with one of the rugby union pitches doubling up as an Aussie rules pitch. In isolation, this is sufficient to accommodate the demand, although the dual use nature will impact on post-season remedial work.	Ensure maintenance is of a sufficient level to continue to support the demand or explore transfer of activity to a more suitable site e.g., a dual use pitch that is not overplayed for its primary purpose, or a dedicated Aussie rules pitch.	AFLE, Sports Club	Key Centre	M	S	L	Enhance Protect
72	Chippenham Sports Club	SN14 0YZ	Cricket	Sports Club	A standard quality grass square with 16 wickets that is overplayed by 30 match equivalent sessions. Chippenham CC reports inconsistency bounce and a regular need for post season renovations.	Improve square quality with enhanced levels of maintenance. Explore options to alleviate overplay including installing an NTP, hybrid wickets and/or transferring partial demand to a site with spare capacity. Support plans for new ancillary facilities (and sports hall) on site.	ECB, WCB, Sports Club	Key Centre	H	S	M	Enhance Protect Provide
72	Chippenham Sports Club	SN15 1NH	Hockey	Sports Club	One good quality full size artificial pitch that is equipped with sports lighting. Also, a separate warm up space.	Sustain quality and ensure a sinking fund is in place for long-term sustainability. Support plans for new ancillary facilities (and sports hall) on site.	EH, Sports Club	Local	L	L	L	Protect
73	Chippenham Town Football Club	SN14 6LR	Football	Sports Club	One good quality adult pitch. The site is home to Chippenham Town FC (Step 2).	Ensure the site meets the minimum requirements to progress through the football pyramid.	FA, FF, WFA, Sports Club	Local	L	L	L	Protect
129	Frogwell Primary School	SN14 0DG	Football	Education	One mini 7v7 pitch and one mini 5v5 pitch, both of which are poor quality and unavailable for community use.	Improve quality to better accommodate curricular and extra-curricular demand.	FA, FF, WFA, Education	Local	L	S	L	Protect Enhance

Site ID	Site	Postcode	Sport	Management	Current status	Recommended actions	Partners	Site hierarchy tier	Priority	Timescales	Cost	Aim
140	Grittleton Cricket Ground	SN14 6AW	Cricket	Trust	A good quality seven wicket grass square that has capacity to accommodate additional demand. Annual rental from Grittleton Village Hall Trustees to Grittleton CC. Accompanied by poor quality ancillary and practice facilities.	Sustain square quality with appropriate levels of maintenance. Look to secure a long term for Grittleton CC. Explore options to improve poor quality ancillary and practice provision. Utilise spare capacity to accommodate future demand/alleviate shortfalls.	ECB, WCB, Trust	Local	M	M	L-M	Protect Enhance
141	Grittleton House School (Closed)	SN14 6AP	Football (Disused)	Private	Two disused adult pitches; the site closed in 2016 and has since reopened as a wedding venue.	No action required.	FA, FF, WFA, Private	-	-	-	-	-
141	Grittleton House School (Closed)	SN14 6AP	Rugby union (Disused)	Private	Two disused senior pitches; the site closed in 2016 and has since reopened as a wedding venue.	No action required.	RFU, Private	-	-	-	-	-
141	Grittleton House School (Closed)	SN14 6AP	Cricket (Disused)	Private	One disused NTP; the site closed in 2016 and has since reopened as a wedding venue.	No action required.	ECB, WCB, Private	-	-	-	-	-
143	Hardenhuish School	SN14 6RJ	Cricket	Education	One standalone NTP that's not available for community use.	Sustain quality as appropriate and retain as current use.	ECB, WCB, Education	Local	L	L	L	Protect
161	Hullavington C of E Primary & Nursery School	SN14 6EF	Football	Education	One poor quality mini 5v5 pitch that is unavailable for community use.	Improve quality to better accommodate curricular and extra-curricular demand.	FA, FF, WFA, Education	Local	L	S	L	Protect Enhance
162	Ivy Lane Primary School	SN15 1HE	Football	Education	One poor quality mini 5v5 pitch that is unavailable for community use.	Improve quality to better accommodate curricular and extra-curricular demand.	FA, FF, WFA, Education	Local	L	S	L	Protect Enhance
172	Kington Langley Playing Field	SN15 5NJ	Football	Community Organisation	One poor quality youth 9v9 pitch that has spare capacity discounted due to poor pitch quality. The site is serviced with poor quality ancillary facilities.	Improve quality to establish actual spare capacity. Explore feasibility of improving the site's ancillary provision.	FA, FF, WFA, Community Organisation	Local	M	M	M	Protect Enhance
173	Kington St Michael C of E Primary School	SN14 6LE	Football	Education	One poor quality mini 5v5 pitch that is unavailable for community use.	Improve quality to better accommodate curricular and extra-curricular demand.	FA, FF, WFA, Education	Local	L	S	L	Protect Enhance
179	Langley Burrell Playing Pitch	SN15 4LL	Football (Disused)	Trust	One disused youth 11v11 pitch with the site currently actively used for cricket.	Explore potential of bringing site back into use for football, providing cricket is not adversely affected.	FA, FF, WFA, Trust	Local	L	S	L	Protect

Site ID	Site	Postcode	Sport	Management	Current status	Recommended actions	Partners	Site hierarchy tier	Priority	Timescales	Cost	Aim
179	Langley Burrell Playing Pitch	SN15 4LL	Cricket	Trust	A standard quality six wicket grass square with capacity to accommodate additional demand. Annual rented to Langley Burrell CC from Village Hall Trust. Accompanied by poor quality ancillary provision.	Sustain square quality with appropriate levels of maintenance. Look to secure a long term for Langley Burrell CC. Explore options to improve poor quality ancillary provision. Utilise spare capacity to accommodate future demand/alleviate shortfalls.	ECB, WCB, Trust	Local	M	S	L-M	Protect Enhance
214	Monkton Park Primary School	SN15 3PN	Football	Education	One poor quality mini 5v5 pitch that is unavailable for community use.	Improve quality to better accommodate curricular and extra-curricular demand.	FA, FF, WFA, Education	Local	L	S	L	Protect Enhance
250	Queen's Crescent Primary School	SN14 0QT	Football	Education	One poor quality mini 7v7 pitch that is unavailable for community use.	Improve quality to better accommodate curricular and extra-curricular demand.	FA, FF, WFA, Education	Local	L	S	L	Protect Enhance
268	Seagry C of E Primary School	SN15 5EX	Football	Education	One poor quality mini 7v7 pitch that is unavailable for community use.	Improve quality to better accommodate curricular and extra-curricular demand.	FA, FF, WFA, Education	Local	L	S	L	Protect Enhance
276	Sheldon School	SN14 6HJ	Football	Education	Four poor quality youth 11v11 pitches which are played to capacity.	Improve quality to better accommodate curricular and community demand.	FA, FF, WFA, Education	Local	L	S	L	Protect Enhance
276	Sheldon School	SN14 6HJ	Rugby Union	Education	Three poor quality senior rugby union pitches. Pitches are played to capacity from curricular use.	Improve quality of pitch through enhanced levels of demand for curricular and extracurricular use.	RFU, Education	Local	L	L	L	Protect Enhance
276	Sheldon School	SN14 6HJ	Cricket	Education	A four wicket grass square accompanied by an NTP and a standalone NTP all of which is standard quality. The former provision is overplayed by five match equivalent sessions. Chippenham CC is in the process of obtaining a long term agreement on the provision. Once agreed the Club aspires to develop onsite ancillary provision.	As a priority secure long term tenure for Chippenham CC on the site. Improve square quality with enhanced levels of maintenance. If long term tenure is secured explore options to establish purpose built ancillary provision for the Club.	ECB, WCB, Education	Local	H	S	M	Protect Provide Enhance
302	St Marys RC Primary School	SN15 2AH	Football	Education	One poor quality mini 7v7 pitch that is unavailable for community use.	Improve quality to better accommodate curricular and extra-curricular demand.	FA, FF, WFA, Education	Local	L	S	L	Protect Enhance
310	Stanley Park Sports Ground	SN15 3RR	Football	Council	Three adult pitches, three youth 11v11 pitches, one youth 9v9 pitch, one mini 7v7 pitch and three mini 5v5 pitches, all of which are good quality. The adult pitches have actual spare capacity amounting to 1.5 match equivalent sessions per week, whilst the youth 9v9 pitch is overplayed by 1.5 match equivalent sessions per week.	Utilise actual spare capacity where it exists, via the transfer of demand from overplayed sites or via future demand. Consider transferring demand to sites with actual spare capacity to alleviate overplay.	FA, FF, WFA,	Key Centre	M	S	L	Protect

Site ID	Site	Postcode	Sport	Management	Current status	Recommended actions	Partners	Site hierarchy tier	Priority	Timescales	Cost	Aim
310	Stanley Park Sports Ground	SN15 3RR	3G	Council	One standard quality 11v11 3G pitch that is equipped with sports lighting. The pitch has exceeded its 10-year recommended lifespan and thus requires resurfacing. Planning permission (PL/2024/00325) for an additional 3G pitch at Stanley Park Sports Ground has recently been submitted.	Resurface the 11v11 pitch before quality deteriorates further and ensure a sinking fund is in place for long-term sustainability. Support the plans for the construction of a new 3G pitch at the site.	FA, FF, WFA	Key Centre	H	S	H	Protect Enhance Provide
316	Sutton Benger C of E Aided Primary School	SN15 4RP	Football	Education	One poor quality mini 5v5 pitch that is unavailable for community use.	Improve quality to better accommodate curricular and extra-curricular demand.	FA, FF, WFA, Education	Local	L	S	L	Protect Enhance
317	Sutton Benger Recreation Ground	SN15 4RU	Rugby Union	Community Organisation	A standard quality senior pitch that is used by Sutton Benger RUFC for both match play and training (via portable lighting) demand. Actual spare capacity remains. No changing facilities are provided on site, with a nearby village hall instead accessed.	Retain spare capacity to sustain quality. Explore provision of dedicated changing facilities on site. Explore creation of permanent sports-lighting solution.	RFU, Community Organisation	Local	M	S	M	Protect Enhance
317	Sutton Benger Recreation Ground	SN15 4RU	Cricket	Community Organisation	A standard quality grass square with five wickets that has spare capacity for additional demand. Used by Sutton Benger CC.	Sustain square quality with appropriate maintenance. Utilise spare capacity to accommodate future demand/alleviate shortfalls. Ensure tenure is secure for Sutton Benger CC.	ECB, WCB, Community Organisation	Local	L	L	L	Protect
331	The Green	SN15 4BG	Cricket	Christian Malford Village Parish Council	A good quality seven wicket grass square with capacity for additional demand. Christian Malford CC annually rents from the Parish Council. Accompanied by poor quality practice facilities.	Sustain square quality with appropriate maintenance. Utilise spare capacity to accommodate future demand/alleviate shortfalls. Explore options to improve poor quality ancillary provision.	ECB, WCB, Parish Council	Local	L	S	L	Protect
381	Yatton Keynell Jubilee Playing Field	SN14 7BD	Football	Sports Club	One poor quality youth 11v11 pitch that has spare capacity discounted due to poor pitch quality. The site is serviced with poor quality ancillary facilities.	Improve quality to establish actual spare capacity for clubs. Explore feasibility of improving the site's ancillary provision.	FA, FF, WFA, Sports Club	Local	M	M	M	Protect Enhance

# WILTSHIRE COUNCIL PLAYING PITCH STRATEGY

## AREA 5 - CORSHAM

Sport	Pitch/facility type	Current supply/ demand balance	Future supply/ demand balance
Football	Adult	3.5 match equivalent sessions	3.5 match equivalent sessions
Football	Youth 11v11	At capacity	At capacity
Football	Youth 9v9	At capacity	At capacity
Football	Mini 7v7	1 match equivalent session	1 match equivalent session
Football	Mini 5v5	1 match equivalent session	1 match equivalent session
3G	11v11	1 pitch	1 pitch
Cricket	Saturday	22 match equivalent sessions	22 match equivalent sessions
Cricket	Sunday	22 match equivalent sessions	22 match equivalent sessions
Cricket	Midweek	16 match equivalent sessions	16 match equivalent sessions
Rugby union	Senior	2.55 match equivalent sessions	2.55 match equivalent sessions
Rugby league	Senior	At capacity	At capacity
Hockey	Full size	At capacity	At capacity

### Priority recommendations

Sport	Headline findings
<b>Football</b>	<ul style="list-style-type: none"> <li>◀ Protect provision.</li> <li>◀ Improve pitch quality to reduce/alleviate overplay at sites (e.g. at Corsham Town Football Club and Leafy Lane Playing Fields).</li> <li>◀ Improve ancillary facilities where required.</li> <li>◀ Seek to provide security of tenure for clubs, enabling actual spare capacity (e.g. at Notton House School)</li> </ul>
<b>3G pitches</b>	<ul style="list-style-type: none"> <li>◀ Protect provision.</li> <li>◀ Look to provide suitable provision to cater for demand within the area, exploring the feasibility to develop a 11v11 3G at Bradford-on-Avon Sports &amp; Social Club.</li> <li>◀ Support aspirations to provide an additional 11v11 pitch given the large shortfalls on grass pitches (e.g. at Leafy Lane Playing Fields) providing it meets national and local planning policy.</li> </ul>
<b>Rugby union</b>	<ul style="list-style-type: none"> <li>◀ Protect provision.</li> <li>◀ Improve quality to eradicate overplay (e.g. at Colerne Rugby Football Club (Higgins Field) and Corsham Rugby Club)</li> </ul>
<b>Rugby league</b>	◀ N/A
<b>Hockey</b>	<ul style="list-style-type: none"> <li>◀ Protect provision.</li> <li>◀ Ensure when required, to resurface pitch to improve quality and protect for long-term hockey usage (e.g. at Springfield Community Campus) and look to put in place a sinking fund for future replacement of pitch.</li> <li>◀ Ensure sports lighting of pitch at Springfield Community Campus is brought back to full use.</li> </ul>
<b>Cricket</b>	<ul style="list-style-type: none"> <li>◀ Protect provision.</li> <li>◀ Seek to alleviate overplay via the installation of an NTP or Hybrid wickets (e.g. Corsham Cricket Club).</li> <li>◀ Support ancillary development plans/improvements (e.g. at Corsham Cricket Club).</li> </ul>



Site ID	Site	Postcode	Sport	Management	Current status	Recommended actions	Partners	Site hierarchy tier	Priority	Timescales	Cost	Aim
21	Azimghur Barracks	SN14 8QY	Football	MOD	Two standard quality adult pitches that are unavailable for community use.	No action required.	FA, FF, WFA, MOD	-	-	-	-	-
21	Azimghur Barracks	SN14 8QY	Rugby Union	MOD	One standard quality senior pitch that is unavailable for community use.	No action required.	RFU, MOD	-	-	-	-	-
43	Box Recreation Ground	SN13 8NT	Football	Council	One good quality adult pitch. Actual spare capacity of one match equivalent session at peak time. Accompanying ancillary provision of standard quality	Consider potential rationalisation of provision to contribute to a hub site. If not feasible improve pitch quality with enhanced levels of maintenance.	FA, FF, WFA	Local	L	L	L	Protect Enhance
43	Box Recreation Ground	SN13 8NT	Cricket	Council	One good quality adult pitch that has actual spare capacity amounting to one match equivalent session per week.	Utilise actual spare capacity where it exists, via the transfer of demand from overplayed sites or via future demand.	ECB, WCB	Local	L	S	L	Protect
43	Box Recreation Ground	SN13 8NT	Cricket	Council	A standard quality eight wicket grass square accompanied by a NTP that has not a capacity for additional demand. Used Box CC.	Improve square quality with enhanced levels of maintenance. Ensure Box CC has long term security of tenure.	ECB, WCB	Local	L	S	L	Protect Enhance
81	Colerne Rugby Football Club (Higgins Field)	SN14 8AT	Rugby Union	Sports Club	One standard quality senior pitch with sports lighting and actual spare capacity. Accompanied by good quality ancillary provision.	Improve pitch quality with enhanced levels of maintenance.	RFU, Sports Club	Local	L	L	L	Protect Enhance
85	Corsham Cricket Club	SN13 9EU	Cricket	Sports club	One good quality grass square with 13 wickets overplayed by 22 match equivalent sessions. Leased to Corsham CC.	Sustain square quality with appropriate levels of maintenance. Explore options to alleviate overplay including installing an NTP, hybrid wickets and/or transferring partial demand to a site with spare capacity. Support plans to expand the footprint of the pavilion.	ECB, WCB, Sports Club	Local	M	S	M	Protect Enhance Provide
86	Corsham Primary School	SN13 9YW	Football	Education	Two poor quality mini 5v5 pitches that are unavailable for community use.	Improve quality to better accommodate curricular and extra-curricular demand.	FA, FF, WFA, Education	Local	L	S	L	Protect Enhance
88	Corsham Rugby Club	SN13 9QG	Rugby Union	Sports Club	Two standard quality senior pitches, one of which has sports lighting. All pitches are overplayed. Accompanied by good quality ancillary provision.	Improve pitch quality with enhanced levels of maintenance. Explore installation of additional sports lighting to enable dispersion of training demand across the site.	RFU, Sports Club	Local	L	S	L	Protect Enhance
89	Corsham Town Football Club	SN13 9HS	Football	Sports Club	One poor quality adult pitch that is overplayed by 0.5 match equivalent session per week. The site is serviced with poor quality ancillary facilities. The site is home to Corsham Town FC (Step 5).	Improve quality to alleviate overplay. Explore feasibility of improving ancillary provision.	FA, FF, WFA, Sports Club	Local	M	M	M	Protect Enhance

Site ID	Site	Postcode	Sport	Management	Current status	Recommended actions	Partners	Site hierarchy tier	Priority	Timescales	Cost	Aim
137	Green Lane Recreation Centre	SN14 8AU	Football	Council	One youth 9v9 pitch, one mini 7v7 pitch and one mini 5v5 pitch, all of which are poor quality and have spare capacity discounted due to poor pitch quality. The site is serviced with poor quality ancillary facilities.	Consider potential rationalisation of provision to contribute to a hub site. If not feasible improve pitch quality with enhanced levels of maintenance.	FA, FF, WFA	Local	L	L	L	Protect Enhance
175	Lacock Recreation Ground	SN15 2LQ	Football	Lacock Parish Council	One standard quality adult pitch that has actual spare capacity amounting to one match equivalent session per week.	Consider rationalisation of provision to contribute to a hub site. If not feasible improve pitch quality with enhanced levels of maintenance.	FA, FF, WFA, Parish Council	Local	L	L	L	Protect Enhance
175	Lacock Recreation Ground	SN15 2LQ	Cricket	Lacock Parish Council	A standard quality grass square with six wickets that has spare capacity for additional demand. Used by Lacock CC.	Improve square quality with enhanced levels of maintenance. Ensure Lacock CC has long term security of tenure.	ECB, WCB, Parish Council	Local	L	S	L	Protect Enhance
184	Leafy Lane Playing Fields	SN13 0JY	Football	Trust	Two youth 11v11 pitches, one youth 9v9 pitch, one mini 7v7 pitch and one mini 5v5 pitch, all of which are good quality. Two adult pitches, one mini 7v7 pitch and one mini 5v5 pitch, all of which are standard quality. One youth 9v9 pitch, one mini 7v7 pitch and one mini 5v5 pitch, all of which are poor quality. The two adult pitches, two youth 9v9 pitches, two mini 7v7 pitches and two mini 5v5 pitches each have actual spare capacity totalling 4.5 match equivalent sessions per week. One of the youth 9v9 pitches is overplayed by 0.5 match equivalent sessions per week.	Utilise actual spare capacity where it exists, via the transfer of demand from overplayed sites or via future demand. Improve quality to alleviate overplay where it exists.	FA, FF, WFA, Trust	Key Centre	M	S	L	Protect Enhance
184	Leafy Lane Playing Fields	SN13 0JY	3G	Trust	One smaller size 3G pitch that is equipped with sports lighting. There are currently plans to extend the pitch to a youth 9v9 sized 3G pitch. The pitch has exceeded its 10-year recommended lifespan and thus requires resurfacing.	Resurface pitch to improve quality and ensure a sinking fund is in place for long-term sustainability. Support the plans for the extension of the current 3G pitch, or the development of a new 3G pitch.	FA, FF, WFA, Trust	Key Centre	H	S	H	Protect Enhance Provide
184	Leafy Lane Playing Fields	SN13 0JY	Cricket	Trust	A standalone NTP.	Improve quality as required and retain as current use.	ECB, WCB, Trust	Local	L	L	L	Protect
207	Meriton Avenue Recreation Ground	SN13 0BP	Football (Disused)	Council	Disused site which previously accommodated one youth 11v11 pitch. Last actively marked out circa 2016.	Explore feasibility of bringing the playing field back into use given local shortfalls and ensure replacement provision is provided in line with national planning policy should a proposal come forward that will result in permanent loss.	FA, FF, WFA	Local	L	L	L	Protect Enhance

Site ID	Site	Postcode	Sport	Management	Current status	Recommended actions	Partners	Site hierarchy tier	Priority	Timescales	Cost	Aim
216	Neston Recreation Ground	SN13 9SN	Football (Recreational)	Council	One mini 5v5 pitch not actively marked. Used for recreational demand.	Explore the feasibility of bringing the pitch back into use (and improve quality) for affiliated demand from the community.	FA, FF, WFA	Local	L	L	L	Protect Enhance
224	Notton House School	SN15 2NF	Football	Education	One youth 11v11 pitch and one mini 5v5 pitch, both of which are standard quality and have spare capacity discounted due to unsecure tenure. The site is serviced with poor quality ancillary facilities.	Seek to provide a community use agreement, enabling security of tenure for clubs and establishing actual spare capacity at the site. Explore feasibility of improving ancillary provision.	FA, FF, WFA, Education	Local	M	M	M	Protect Enhance
256	Rudloe Recreation Ground (Closed)	SN13 0LZ	Football (Recreational)	Council	One mini 5v5 pitch not actively marked. Used for recreational demand.	Explore the feasibility of bringing the pitch back into use (and improve quality) for affiliated demand from the community.	FA, FF, WFA	Local	L	L	L	Protect Enhance
286	Springfield Community Campus	SN13 9DN	Hockey	Council	One standard quality full size pitch that is equipped with sports lighting. The pitch has exceeded its 10-year recommended lifespan and thus requires resurfacing.	Resurface the full size pitch before quality deteriorates further and ensure a sinking fund is in place for long-term sustainability.	EH	Local	H	S	H	Protect Enhance Provide
325	The Corsham School	SN13 9DF	Football	Education	Two poor quality adult pitches that are unavailable for community use.	Improve quality and explore community use options.	FA, FF, WFA, Education	Local	L	S	L	Protect Enhance
325	The Corsham School	SN13 9DF	Rugby Union	Education	Two poor quality senior pitches that are unavailable for community use.	Improve quality for continued school use.	RFU, Education	Local	L	L	L	Protect Enhance
374	Wiltshire College Lackham	SN15 2NY	Football	Education	One standard quality adult pitch that is unavailable for community use.	Explore community use options.	FA, FF, WFA, Education	Local	L	S	L	Protect

# WILTSHIRE COUNCIL PLAYING PITCH STRATEGY

## AREA 6 - DEVIZES

Sport	Pitch/facility type	Current supply/ demand balance	Future supply/ demand balance
Football	Adult	1.5 match equivalent sessions	2 match equivalent sessions
Football	Youth 11v11	1.5 match equivalent sessions	1.5 match equivalent sessions
Football	Youth 9v9	1 match equivalent session	1 match equivalent session
Football	Mini 7v7	At capacity	At capacity
Football	Mini 5v5	At capacity	At capacity
3G	11v11	0.5 pitches	0.5 pitches
Cricket	Saturday	10 match equivalent sessions	20 match equivalent sessions
Cricket	Sunday	30 match equivalent sessions	20 match equivalent sessions
Cricket	Midweek	68 match equivalent sessions	68 match equivalent sessions
Rugby union	Senior	5.05 match equivalent sessions	5.05 match equivalent sessions
Rugby league	Senior	At capacity	At capacity
Hockey	Full size	At capacity	At capacity

### Priority recommendations

Sport	Headline findings
<b>Football</b>	<ul style="list-style-type: none"> <li>◀ Protect provision.</li> <li>◀ Improve pitch quality to reduce/alleviate overplay at sites (e.g. at Green Lane Playing Fields, Nursteed Road, The Elisha Field and West Lavington Playing Field).</li> <li>◀ Improve ancillary facilities where required and provide ancillary facilities at sites that are currently without (e.g. at Davis Field).</li> <li>◀ Seek to provide security of tenure for clubs, enabling actual spare capacity (e.g. at Southbroom St James Academy).</li> </ul>
<b>3G pitches</b>	<ul style="list-style-type: none"> <li>◀ Protect provision.</li> <li>◀ Support aspirations to provide an additional 11v11 pitch given the large shortfalls on grass pitches (e.g. at the Elisha Field, Green Lane Playing Fields and Nursteed Road) providing it meets national and local planning policy.</li> </ul>
<b>Rugby union</b>	<ul style="list-style-type: none"> <li>◀ Protect provision.</li> <li>◀ Improve quality to eradicate overplay (e.g. at Devizes Sports Club).</li> </ul>
<b>Rugby league</b>	◀ N/A
<b>Hockey</b>	<ul style="list-style-type: none"> <li>◀ Protect provision.</li> <li>◀ Resurface and bring back into use Devizes School pitch with the relocation of Devizes HC back onsite. Work together with the School, Club and Council to establish responsibility for resurfacing of the surface.</li> <li>◀ Look to secure access to pitch at Dauntsey's School pitch for Devizes HC in the short-term whilst Devizes School pitch is resurfaced.</li> </ul>
<b>Cricket</b>	<ul style="list-style-type: none"> <li>◀ Protect provision.</li> <li>◀ Transfer demand to sites with actual spare capacity to alleviate overplay (e.g. at Erlestoke &amp; Coulston Cricket Club, Spye Park Cricket Club and Urchfont Village Cricket Club).</li> <li>◀ Improve quality of squares to alleviate overplay (e.g. at Devizes Sports Club and Spaniels Bridge).</li> <li>◀ Seek to alleviate overplay via the installation of an NTP or Hybrid wickets (e.g. Potterne Cricket Club).</li> <li>◀ Support ancillary development plans/improvements (e.g. at Potterne Cricket Club).</li> <li>◀ Explore opportunities to utilise actual spare capacity via the transfer of demand from overplayed sites and/or through future demand (e.g. at Erlestoke &amp; Coulston Cricket Club, Spye Park Cricket Club and Urchfont Village Cricket Club)</li> </ul>

Site ID	Site	Postcode	Sport	Management	Current status	Recommended actions	Partners	Site hierarchy tier	Priority	Timescales	Cost	Aim
35	Bishops Cannings School C of E Aided Primary School	SN10 2LD	Football	Education	Two poor quality mini 5v5 pitches that are unavailable for community use.	Improve quality to better accommodate curricular and extra-curricular demand.	FA, FF, WFA, Education	Local	L	S	L	Protect Enhance
54	Bromham Jubilee Field	SN15 2JB	Football	Sports Club	One poor quality adult pitch that has spare capacity discounted due to poor pitch quality. The site is serviced with poor quality ancillary facilities.	Improve quality to establish actual spare capacity for clubs. Explore feasibility of improving the site's ancillary provision.	FA, FF, WFA, Sports Club	Local	M	M	M	Protect Enhance
98	Dauntsey's School	SN10 4HE	Football	Education	Five adult pitches and two youth 9v9 pitches, all of which are good quality and unavailable for community use.	Explore community use options.	FA, FF, WFA, Education	Local	L	S	L	Protect
98	Dauntsey's School	SN10 4HE	Cricket	Education	Five good quality grass cricket squares none of which are available for community use.	Sustain square quality as appropriate and retain as current use.	ECB, WCB, Education	Local	L	L	L	Protect
98	Dauntsey's School	SN10 4HE	Hockey	Education	Two standard quality full size pitches, both of which are available for community use. However, only one of the pitches is equipped with sports lighting. One smaller size pitch that is available for community use but is without sports lighting. Both pitches have exceeded their 10-year recommended lifespan and thus require resurfacing.	Resurface both full size pitches before quality deteriorates further and ensure a sinking fund is in place for long-term sustainability.	EH, Education	Local	H	S	H	Protect Enhance Provide
99	Davis Field	SN10 4AN	Football	Sports Club	One adult pitch and one mini 7v7 pitch, both of which are poor quality and have spare capacity discounted due to poor pitch quality. The site is without ancillary provision.	Improve quality to establish actual spare capacity for clubs.	FA, FF, WFA, Sports Club	Local	M	S	L	Protect Enhance
103	Devizes School	SN10 3AG	Football	Education	One adult pitch and one youth 9v9 pitch, both of which are poor quality and unavailable for community use. An aspiration exists for a new clubhouse at the site.	Improve quality and explore community use options. Support plans to establish a new clubhouse provided it meets national planning policy requirements.	FA, FF, WFA, Education	Local	L	S	L	Protect Enhance
103	Devizes School	SN10 3AG	Rugby Union	Education	Two poor quality senior pitches. Played to capacity by curricular demand. An aspiration exists for a new clubhouse at the site.	Improve quality for continued curricular and extracurricular demand. Support plans to establish a new clubhouse provided it meets national planning policy requirements.	RFU, Education	Local	L	L	L	Protect Enhance

Site ID	Site	Postcode	Sport	Management	Current status	Recommended actions	Partners	Site hierarchy tier	Priority	Timescales	Cost	Aim
103	Devizes School	SN10 3AG	Hockey (Disused)	Education	One disused full size pitch that has been out of use since 2020. Devizes HC aspires to bring demand back to the site however, until resurfaced, this cannot be done. The Club suggests that currently neither the Council nor the School believe that they are responsible for the replacement of the surface. Previously, a pre-application was submitted which included resurfacing the pitch as a Gen2, and an aspiration exists to provide a new clubhouse.	Resurface the pitch and bring back into use for Devizes HC. Work together with the School, Club and Council to establish responsibility for resurfacing of the surface. Once replaced set in place a sinking fund to ensure the pitch does not fall into disrepair and access lost in the future. Support plans to establish a new clubhouse provided it meets national planning policy requirements.	EH, Education, Sports Club, Council	Local	H	S	H	Protect Enhance Provide
104	Devizes Sports Club	SN10 2DL	Cricket	Sport Club	Two grass squares one with 14 wickets and the other with four wickets accompanied by an NTP. The former square is good quality and has capacity for additional play. The latter square is overplayed by one match equivalent sessions. Devizes CC is looking to build its own cricket ancillary facilities away from the current provision operated by Devizes RFC. It is also looking to protect its second square with perimeter fencing.	Sustain good quality square with appropriate maintenance. Improve levels of maintenance on the second square in order to alleviate overplay. Explore the potential of creating a purpose built ancillary provision for the cricket club. Explore options to protect the second square.	ECB, WCB, Sports Club	Key Centre	M	M	L	Protect Provide Enhance
104	Devizes Sports Club	SN10 2DL	Rugby Union	Sport Club	Two standard quality senior pitches, of which one has sports lighting. All pitches are overplayed. Accompanied by good quality ancillary provision.	Improve pitch quality with enhanced levels of maintenance. Explore installation of additional sports lighting to enable dispersion of training demand across the site.	RFU, Sports Club	Key Centre	L	L	L	Protect Enhance
109	Downland School	SN10 5EF	Football	Education	One poor quality mini 5v5 pitch that is unavailable for community use.	Improve quality to better accommodate curricular and extra-curricular demand.	FA, FF, WFA, Education	Local	L	S	L	Protect Enhance
118	Erlestoke & Coulston Cricket Club	SN10 5TX	Cricket	Sports Club	A good quality square with ten wickets that has spare capacity to accommodate additional demand, The site has a poor quality practice lane.	Sustain square quality with appropriate levels of maintenance. Explore options to improve practice facilities. Support plans to replace the pavilion.	ECB, WCB, Sports Club	Local	L	L	L	Protect Enhance
125	Five Lanes CE (VA) Primary School (Worton Site)	SN10 5SE	Football	Education	One poor quality mini 5v5 pitch that is unavailable for community use.	Improve quality to better accommodate curricular and extra-curricular demand.	FA, FF, WFA, Education	Local	L	S	L	Protect Enhance

Site ID	Site	Postcode	Sport	Management	Current status	Recommended actions	Partners	Site hierarchy tier	Priority	Timescales	Cost	Aim
136	Green Lane Playing Fields	SN10 5EP	Football	Wiltshire FA	One good quality adult pitch, one standard quality youth 11v11 pitch and one standard quality youth 9v9 pitch, all of which are available for community use. The adult pitch is played to capacity, whilst the remaining pitches are overplayed by a combined total of two match equivalent sessions per week.	Improve quality to alleviate overplay. Explore the potential to develop a second 3G onsite.	FA, FF, WFA,	Hub	H	L	H	Protect Enhance Provide
136	Green Lane Playing Fields	SN10 5EP	3G	Wiltshire FA	One good quality 11v11 3G pitch that is available for community use and is equipped with sports lighting.	Sustain quality. Explore the potential to develop a second 3G onsite.	FA, FF, WFA,	Hub	H	L	H	Protect Provide
182	Lavington School	SN10 4EB	Cricket	Education	One standalone NTP that's not available for community use.	Sustain quality as appropriate and retain as current use.	ECB, WCB, Education	Local	L	L	L	Protect
228	Nursteed Road	SN10 3DX	Football	Sports Club	One good quality adult pitch and one standard quality youth 9v9 pitch. The latter is played to capacity, whilst the former is overplayed by 2.5 match equivalent sessions per week. Devizes Town FC (Step 6) aspires to replace its current perimeter fencing and update its sports lighting with LED lighting.	Consider transferring demand to sites with actual spare capacity to alleviate overplay. Support the Club in its aspirations for more secure perimeter fencing and LED lighting. Explore the potential to develop a 3G onsite.	FA, FF, WFA, Sports Club	Local	H	L	H	Protect Enhance Provide
241	Potterne Cricket Club (The Grove)	SN10 5PH	Cricket	Sports Club	One ten wicket good quality square which is overplayed by 18 match equivalent sessions. Leased long term to Potterne CC. The Club aspires to relocate its changing rooms to provide additional ancillary space.	Sustain square quality with appropriate maintenance. Explore installing an NTP in order to alleviate overplay. Explore assisting the Club with its ancillary provision plans where possible.	ECB, WCB, Sports Club	Local	L	S	M	Protect Provide
264	Sands Lane Rowde	SN10 2QW	Football	Council	One poor quality adult pitch that has spare capacity discounted due to poor pitch quality. The site is serviced with poor quality ancillary provision.	Consider potential rationalisation of provision to contribute to a hub site. If not feasible improve pitch quality with enhanced levels of maintenance.	FA, FF, WFA,	Local	L	L	L	Protect Enhance
270	Seend Church of England Primary School	SN12 6NJ	Football	Education	Two poor quality mini 5v5 pitches, both of which are unavailable for community use.	Improve quality to better accommodate curricular and extra-curricular demand.	FA, FF, WFA, Education	Local	L	S	L	Protect Enhance
271	Seend Lye Field	SN12 6NS	Football	Community Organisation	One poor quality adult pitch that is played to capacity. The site is serviced with poor quality ancillary facilities.	Improve quality to establish actual spare capacity for clubs. Explore feasibility of improving the site's ancillary provision.	FA, FF, WFA, Community Organisation	Local	M	M	M	Protect Enhance
271	Seend Lye Field	SN12 6NS	Cricket	Community Organisation	One standalone NTP.	Sustain quality as appropriate based on usage.	ECB, WCB, Community Organisation	Local	L	L	L	Protect

Site ID	Site	Postcode	Sport	Management	Current status	Recommended actions	Partners	Site hierarchy tier	Priority	Timescales	Cost	Aim
278	Silverwood School	SN10 2QQ	Football	Education	One poor quality youth 9v9 pitch that is unavailable for community use.	Improve quality and explore community use options.	FA, FF, WFA, Education	Local	L	S	L	Protect Enhance
283	Southbroom St James Academy	SN10 3AH	Football	Education	One adult pitch and one youth 11v11 pitch, both of which are poor quality and have spare capacity discounted due to unsecure tenure.	Improve quality and seek to provide a community use agreement, enabling actual spare capacity for clubs.	FA, FF, WFA, Education	Local	M	S	L	Protect Enhance
285	Spaniels Bridge	SN10 3LG	Cricket	Sports Club	A 11 wicket grass square accompanied by an NTP used Bishops Cannings CC, Wiltshire CCC and Potterne CC. Leased long term to the former club. Square is standard quality and overplayed by 21 match equivalent sessions.	Improve square quality with enhanced levels of maintenance to alleviate overplay. Explore the potential of transferring partial demand off the site to a square with spare capacity. Explore the potential of installing hybrid wickets to alleviate overplay.	ECB, WCB, Sports Club	Local	M	S	L	Protect Enhance
288	Spye Park Cricket Club	SN15 2PS	Cricket	Sports Club	One good quality square with ten wickets that has spare capacity to accommodate additional demand. Leased to Spoye Park CC and also used by Wiltshire CCC.	Sustain square quality with appropriate maintenance. Look to utilise spare capacity to accommodate future demand/alleviate shortfalls on other sites.	ECB, WCB, Sports Club	Local	L	S	L	Protect
291	St Barnabas C of E Primary School	SN10 4NT	Football	Education	One poor quality mini 5v5 pitch that is unavailable for community use.	Improve quality to better accommodate curricular and extra-curricular demand.	FA, FF, WFA, Education	Local	L	S	L	Protect Enhance
328	The Elisha Field	SN10 4NT	Football/ 3G	Council	One youth 11v11 pitch, two mini 7v7 pitches and two mini 5v5 pitches, all of which are poor quality. The youth 11v11 pitch is overplayed by 0.5 match equivalent sessions per week, whilst the remaining pitches have spare capacity discounted due to poor pitch quality.	Improve quality to alleviate overplay and establish actual spare capacity for clubs. Explore the potential to develop a 11v11 3G onsite	FA, FF, WFA	Local	H	M	H	Protect Enhance Provide
348	Urchfont Village Cricket Club	SN10 4RJ	Cricket	Sports Club	A good quality 11 wicket grass square that has spare capacity to accommodate additional demand. Leased long term Urchfont Village CC.	Sustain square quality with appropriate maintenance. Look to utilise spare capacity to accommodate future demand/alleviate shortfalls on other sites.	ECB, WCB, Sports Club	Local	L	S	L	Protect
362	West Lavington Playing Field	SN10 4HR	Football	Council	One poor quality adult pitch that is overplayed by 0.5 match equivalent sessions per week.	Improve quality to alleviate overplay.	FA, FF, WFA	Local	M	S	L	Protect Enhance
389	Village Green	SN10 1RT	Cricket	Poulshot Parish Council	A standalone NTP used by Poulshot CC.	Sustain quality with appropriate maintenance based on levels of demand.	ECB, WCB, Parish Council	Local	L	L	L	Protect



# WILTSHIRE COUNCIL PLAYING PITCH STRATEGY

## AREA 7 - MALMESBURY

Sport	Pitch/facility type	Current supply/ demand balance	Future supply/ demand balance
Football	Adult	0.5 match equivalent sessions	0.5 match equivalent sessions
Football	Youth 11v11	1.5 match equivalent sessions	1.5 match equivalent sessions
Football	Youth 9v9	0.5 match equivalent sessions	0.5 match equivalent sessions
Football	Mini 7v7	2 match equivalent sessions	2 match equivalent sessions
Football	Mini 5v5	2 match equivalent sessions	2 match equivalent sessions
3G	11v11	1 pitch	1 pitch
Cricket	Saturday	40 match equivalent sessions	40 match equivalent sessions
Cricket	Sunday	40 match equivalent sessions	40 match equivalent sessions
Cricket	Midweek	72 match equivalent sessions	72 match equivalent sessions
Rugby union	Senior	1.5 match equivalent sessions	1.5 match equivalent sessions
Rugby league	Senior	At capacity	At capacity
Hockey	Full size	At capacity	At capacity

### Priority recommendations

Sport	Headline findings
<b>Football</b>	<ul style="list-style-type: none"> <li>◀ Protect provision.</li> <li>◀ Improve pitch quality to reduce/alleviate overplay at sites (e.g. at High Road Playing Fields and Malmesbury Victoria Football Club).</li> <li>◀ Improve ancillary facilities where required and provide ancillary facilities at sites that are currently without (e.g. High Road Playing Fields, Luckington Playing Field and White Lion Park).</li> </ul>
<b>3G pitches</b>	<ul style="list-style-type: none"> <li>◀ Protect provision.</li> <li>◀ Look to establish an understanding that the Tetbury Memorial Recreation Ground (Cotswold) 3G plays for demand from Malmesbury. If required support aspirations for new build 3G pitches to meet requirement for demand.</li> </ul>
<b>Rugby union</b>	<ul style="list-style-type: none"> <li>◀ Protect provision.</li> </ul>
<b>Rugby league</b>	<ul style="list-style-type: none"> <li>◀ N/A</li> </ul>
<b>Hockey</b>	<ul style="list-style-type: none"> <li>◀ N/A</li> </ul>
<b>Cricket</b>	<ul style="list-style-type: none"> <li>◀ Protect provision.</li> <li>◀ Support ancillary development plans/improvements (e.g. at Charlton Village Hall &amp; Playing Field and The Worthies).</li> <li>◀ Explore opportunities to utilise actual spare capacity for future demand.</li> </ul>

Site ID	Site	Postcode	Sport	Management	Current status	Recommended actions	Partners	Site hierarchy tier	Priority	Timescales	Cost	Aim
47	Bradstone Sports Field	SN6 6PH	Football	Community Organisation	One youth 11v11 pitch and one mini 7v7 pitch, both of which are poor quality. One youth 9v9 pitch that is standard quality. The youth 11v11 pitch is played to capacity, whilst the mini 7v7 pitch has spare capacity discounted due to poor pitch quality. The youth 9v9 pitch has actual spare capacity amounting to one match equivalent session per week. The site is serviced with poor quality ancillary facilities.	Improve quality to establish actual spare capacity for clubs. Utilise actual spare capacity where it exists, via the transfer of demand from overplayed sites or via future demand. Explore the feasibility of improving the site's ancillary provision.	FA, FF, WFA, Community Organisation	Key Centre	M	M	M	Protect Enhance
47	Bradstone Sports Field	SN6 6PH	Cricket	Community Organisation	A good quality ten wicket grass square used by Ashton Keynes CC. Square has spare capacity to accommodate additional demand.	Sustain square quality with appropriate maintenance. Look to utilise spare capacity to accommodate future demand/alleviate shortfalls on other sites.	ECB, WCB, Community Organisation	Key Centre	M	S	L	Protect
50	Brinkworth Earl Danbys C of E Primary School (Lower Site)	SN15 4HU	Football	Education	One poor quality mini 5v5 pitch that is unavailable for community use.	Improve quality to better accommodate curricular and extra-curricular demand.	FA, FF, WFA, Education	Local	L	S	L	Protect Enhance
51	Brinkworth Earl Danbys C of E Primary School (Upper School)	SN15 5AX	Football	Education	One poor quality mini 5v5 pitch that is unavailable for community use.	Improve quality to better accommodate curricular and extra-curricular demand.	FA, FF, WFA, Education	Local	L	S	L	Protect Enhance
66	Charlton Village Hall & Playing Field	SN16 9DL	Cricket	Charlton Parish Council	A standard quality grass square with five wickets. Square has spare capacity to accommodate additional demand. Rented by Charlton CC.	Sustain square quality with appropriate maintenance. Look to utilise spare capacity to accommodate future demand/alleviate shortfalls on other sites. Support the Club in its plans to invest in clubhouse improvements.	ECB, WCB, Parish Council	Local	L	S	L	Protect
94	Crudwell C of E Primary School	SN16 9ER	Football	Education	One poor quality mini 5v5 pitch that is unavailable for community use.	Improve quality to better accommodate curricular and extra-curricular demand.	FA, FF, WFA, Education	Local	L	S	L	Protect Enhance
95	Crudwell Village Hall & Recreation Ground	SN16 9HB	Football	Education	One adult pitch and one mini 5v5 pitch, both of which are poor quality and have spare capacity discounted due to poor pitch quality. The site is serviced with poor quality ancillary facilities.	Improve quality to establish actual spare capacity for clubs. Explore the feasibility of improving the site's ancillary provision.	FA, FF, WFA, Education	Local	M	M	M	Protect Enhance
97	Dauntsey Road Playing Field	SN15 5EL	Football (Disused)	Council	Disused site which previously accommodated one adult pitch. Last actively marked out circa 2017.	Explore feasibility of bringing the playing field back into use (and improve quality) given local shortfalls and ensure replacement provision is provided in line with national planning policy should a proposal come forward that will result in permanent loss.	FA, FF, WFA	Local	L	L	L	Protect Enhance

Site ID	Site	Postcode	Sport	Management	Current status	Recommended actions	Partners	Site hierarchy tier	Priority	Timescales	Cost	Aim
150	High Road Playing Fields	SN6 6NX	Football	Community Organisation	One youth 11v11 pitch, one youth 9v9 pitch and one mini 7v7 pitch, all of which are poor quality. The youth 11v11 and youth 9v9 pitches are overplayed by 2.5 match equivalent sessions per week. The site is without ancillary facilities.	Improve quality to alleviate overplay. Explore the feasibility of providing appropriate ancillary provision at the site.	FA, FF, WFA, Community Organisation	Local	H	M	H	Protect Enhance Provide
183	Lea and Garsdon Church of England Primary School	SN16 9NQ	Football	Education	One standard quality mini 7v7 pitch that is unavailable for community use.	Retain to accommodate curricular and extra-curricular demand.	FA, FF, WFA, Education	Local	L	L	L	Protect
189	Luckington Playing Field	SN14 6PB	Football	Community Organisation	One poor quality youth 9v9 pitch that has spare capacity discounted due to poor pitch quality. The site is without ancillary facilities.	Improve quality to establish actual spare capacity for clubs. Explore the feasibility of providing appropriate ancillary provision at the site.	FA, FF, WFA, Community Organisation	Local	M	M	H	Protect Enhance Provide
193	Malmesbury C of E Primary School	SN16 9JR	Football	Education	Two poor quality mini 5v5 pitches, both of which are unavailable for community use.	Improve quality to better accommodate curricular and extra-curricular demand.	FA, FF, WFA, Education	Local	L	S	L	Protect Enhance
194	Malmesbury School	SN16 0DF	Football	Education	Two adult pitches and two youth 9v9 pitches, both of which are poor quality and played to capacity.	Improve quality and seek to provide a community use agreement, to establish actual spare capacity for clubs.	FA, FF, WFA, Education	Local	M	S	L	Protect Enhance
194	Malmesbury School	SN16 0DF	Rugby Union	Education	Two standard quality senior pitches unavailable for community use.	Improve pitch quality for continued school use.	RFU, Education	Local	L	L	L	Protect Enhance
195	Malmesbury Victoria Football Club	SN16 9JS	Football	Sports Club	One poor quality adult pitch that is overplayed by 0.5 match equivalent sessions per week. The site is home to Malmesbury Victoria FC (Step 6).	Improve quality to alleviate overplay.	FA, FF, WFA, Sports Club	Local	M	S	L	Protect Enhance
210	Minety Church of England Primary School	SN16 9QL	Football	Education	One poor quality mini 5v5 pitch that is unavailable for community use.	Improve quality to better accommodate curricular and extra-curricular demand.	FA, FF, WFA, Education	Local	L	S	L	Protect Enhance
210	Minety Church of England Primary School	SN16 9QL	3G	Education	One smaller size 3G pitch that is unavailable for community use and is without sports lighting. The pitch has exceeded its 10-year recommended lifespan and thus requires resurfacing.	Resurface pitch to improve quality for curricular and extra-curricular demand and ensure a sinking fund is in place for long-term sustainability.	FA, FF, WFA, Education	Local	L	S	H	Protect Enhance Provide
230	Oaksey Playing Field	SN16 9TG	Football	Trust	One youth 9v9 pitch and one mini 7v7 pitch, both of which are poor quality and have spare capacity discounted due to poor pitch quality. The site is serviced with poor quality ancillary facilities.	Improve quality to establish actual spare capacity for clubs. Explore the feasibility of improving the site's ancillary provision.	FA, FF, WFA, Trust	Local	M	M	M	Protect Enhance
230	Oaksey Playing Field	SN16 9TG	Cricket	Trust	A standard quality seven wicket grass square that has spare capacity to accommodate additional demand. Used by Oaksey CC.	Sustain square quality with appropriate maintenance. Look to utilise spare capacity to accommodate future demand/alleviate shortfalls on other sites.	ECB, WCB, Trust	Local	L	S	L	Protect

Site ID	Site	Postcode	Sport	Management	Current status	Recommended actions	Partners	Site hierarchy tier	Priority	Timescales	Cost	Aim
249	Queen Elizabeth II Playing Fields (Minety)	SN16 9QH	Football	Community Organisation	One adult pitch and one mini 7v7 pitch, both of which are good quality. The latter has actual spare capacity amounting to one match equivalent session per week. The site is serviced with poor quality ancillary facilities.	Utilise actual spare capacity where it exists, via the transfer of demand from overplayed sites or via future demand. Explore the feasibility of improving the site's ancillary provision.	FA, FF, WFA, Community Organisation	Local	H	M	M	Protect Enhance
249	Queen Elizabeth II Playing Fields (Minety)	SN16 9QH	Rugby Union	Community Organisation	Three good quality senior pitches, of which one has sports lighting. Minety RUFC reports the drainage on the pitch has started to decrease in recent years. All pitches have actual spare capacity. Accompanied by standard quality ancillary provision.	Sustain pitch quality with appropriate levels of maintenance. Investigate drainage issues and look to improve where necessary.	RFU, Community Organisation	Local	H	M	M	Protect Enhance
249	Queen Elizabeth II Playing Fields (Minety)	SN16 9QH	Cricket (Disused)	Community Organisation	Disused pitch which previously accommodated a seven-wicket grass square. Last actively marked out circa 2017. Site actively used for football and rugby union.	No action required.	ECB, WCB, Community Organisation	Local		-	-	-
252	Red Bull Pitches	SN16 0RA	Football	Sports Club	One good quality youth 11v11 pitch, one standard quality youth 11v11 pitch, one standard quality youth 9v9 pitch and one poor quality youth 9v9 pitch, one poor quality mini 7v7 pitch and two standard quality mini 5v5 pitches. One of the youth 11v11 pitches and one of the mini 7v7 pitches have spare capacity discounted due to poor pitch quality, whilst one of the youth 9v9 pitches is played to capacity. The remaining youth 9v9 pitch and both of the mini 5v5 pitches have actual spare capacity amounting to 2.5 match equivalent sessions per week.	Improve quality of poor quality pitches, to establish actual spare capacity for clubs. Utilise actual spare capacity where it exists, via the transfer of demand from overplayed sites or via future demand.	FA, FF, WFA, Sports Club	Key Centre	H	S	M	Protect Enhance
333	The Knockdown Road Sports Field	SN16 0NJ	Football	Council	One adult pitch and one mini 7v7 pitch, both of which are standard quality. The latter has actual spare capacity amounting to one match equivalent session per week. The site is serviced with poor quality ancillary facilities.	Consider potential rationalisation of provision to contribute to a hub site. If not feasible improve pitch quality with enhanced levels of maintenance.	FA, FF, WFA	Local	L	L	L	Protect Enhance

Site ID	Site	Postcode	Sport	Management	Current status	Recommended actions	Partners	Site hierarchy tier	Priority	Timescales	Cost	Aim
341	The Worthies	SN16 9JX	Cricket	Sports Club	A good quality 11-wicket grass square that does not have enough capacity to accommodate further demand, Leased to Malmesbury CC however a new lease is currently being negotiated. Accompanied by poor quality practice provision. The Club aspires to develop a second square to allow for future growth.	Sustain square quality with appropriate maintenance. Look to improve onsite practice provision. Ensure the Club obtains a new long term lease. Explore where possible with the club's ambitions to create a second square for future demand. Support plans to upgrade pavilion.	ECB, WCB Sports Club,	Local	M	M	M-H	Protect Enhance Provide
370	White Lion Park	SN16 0QP	Football	Council	Two poor quality mini 7v7 pitches that have spare capacity discounted due to poor pitch quality. The site is without ancillary facilities.	Consider potential rationalisation of provision to contribute to a hub site. If not feasible, improve pitch quality with enhanced levels of maintenance and explore creation of appropriate ancillary facilities.	FA, FF, WFA	Local	L	L	L	Protect Enhance
396	Sherston Magna Cricket Ground	SN16 0NX	Cricket	<i>Unknown</i>	A standard quality ten wicket grass square that has capacity to accommodate additional demand.	Sustain square quality with appropriate maintenance. Look to utilise spare capacity to accommodate future demand/alleviate shortfalls on other sites.	ECB, WCB	Local	L	S	L	Protect

# WILTSHIRE COUNCIL PLAYING PITCH STRATEGY

## AREA 8 - MARLBROUGH

Sport	Pitch/facility type	Current supply/ demand balance	Future supply/ demand balance
Football	Adult	0.5 match equivalent sessions	0.5 match equivalent sessions
Football	Youth 11v11	1 match equivalent session	1 match equivalent session
Football	Youth 9v9	5.5 match equivalent sessions	5.5 match equivalent sessions
Football	Mini 7v7	At capacity	At capacity
Football	Mini 5v5	At capacity	At capacity
3G	11v11	1 pitch	1 pitch
Cricket	Saturday	10 match equivalent sessions	10 match equivalent sessions
Cricket	Sunday	50 match equivalent sessions	50 match equivalent sessions
Cricket	Midweek	54 match equivalent sessions	54 match equivalent sessions
Rugby union	Senior	3.05 match equivalent sessions	3.05 match equivalent sessions
Rugby league	Senior	At capacity	At capacity
Hockey	Full size	At capacity	At capacity

### Priority recommendations

Sport	Headline findings
<b>Football</b>	<ul style="list-style-type: none"> <li>◀ Protect provision.</li> <li>◀ Improve pitch quality to reduce/alleviate overplay at sites (e.g. at Elcot Lane Playing Field, Marlborough Town Football Club, Ramsbury Recreation Centre and Salisbury Road Recreation Ground).</li> <li>◀ Improve ancillary facilities where required and provide ancillary facilities at sites that are currently without (e.g. at Aldbourne Sports Field and Elcot Lane Playing Field).</li> </ul>
<b>3G pitches</b>	<ul style="list-style-type: none"> <li>◀ Look to provide suitable provision to cater for demand within the area, exploring the feasibility to develop a 11v11 3G at St John's Marlborough.</li> </ul>
<b>Rugby union</b>	<ul style="list-style-type: none"> <li>◀ Protect provision.</li> <li>◀ Improve quality to eradicate overplay (e.g. at Marlborough Rugby Club).</li> <li>◀ Support Marlborough RUFC in developing a new training area on site, with the potential to service this with sports lighting.</li> </ul>
<b>Rugby league</b>	<ul style="list-style-type: none"> <li>◀ N/A</li> </ul>
<b>Hockey</b>	<ul style="list-style-type: none"> <li>◀ Protect provision.</li> <li>◀ When required resurface pitches at Marlborough College to improve quality and protect for long-term hockey usage.</li> <li>◀ Look to secure access through a community use agreement at Marlborough College for Marlborough HC to establish long term security of tenure.</li> </ul>
<b>Cricket</b>	<ul style="list-style-type: none"> <li>◀ Protect provision.</li> <li>◀ Look to secure usage of Kennet Valley Village Hall &amp; Recreation Ground for Kennet Valley CC through long-term lease agreement.</li> <li>◀ Explore opportunities to utilise actual spare capacity for future demand.</li> </ul>

Site ID	Site	Postcode	Sport	Management	Current status	Recommended actions	Partners	Site hierarchy tier	Priority	Timescales	Cost	Aim
2	Aldbourn Sports Field	SN8 2DS	Football	Council	One poor quality adult pitch that has spare capacity discounted due to poor pitch quality. The site is without ancillary provision.	Consider potential rationalisation of provision to contribute to a hub site. If not feasible, improve pitch quality with enhanced levels of maintenance and explore creation of appropriate ancillary facilities.	FA, FF, WFA	Local	L	L	L	Protect Enhance
18	Avebury Sports Field	SN8 1RD	Football	Sports Club	One standard quality youth 11v11 pitch that has one match equivalent sessions per week of actual spare capacity.	Utilise actual spare capacity where it exists, via the transfer of demand from overplayed sites or via future demand.	FA, FF, WFA, Sports Club	Local	L	S	L	Protect
18	Avebury Sports Field	SN8 1RD	Cricket	Sports Club	A good quality 11 wicket grass square that has capacity to accommodate additional demand. Leased long term from Avebury CC.	Sustain square quality with appropriate maintenance. Look to utilise spare capacity to accommodate future demand/alleviate shortfalls on other sites.	ECB, WCB, Sports Club	Local	L	S	L	Protect
116	Elcot Lane Playing Field	SN8 2BD	Football	Council	One poor quality youth 9v9 pitch that is overplayed by 0.5 match equivalent sessions per week. The site is without ancillary provision.	Improve quality to alleviate overplay. Explore feasibility of providing appropriate ancillary provision.	FA, FF, WFA	Local	H	M	H	Protect Enhance Provide
165	Kennet Valley Village Hall & Recreation Ground	SN8 4EL	Cricket	Community Organisation	A six wicket standard quality grass square. Used by Kennet Valley CC which has unsecure agreement to use the site. Spare capacity on the site cannot be used due to unsecure tenure.	Sustain square quality with appropriate levels maintenance. Look to secure tenure for Kennet Valley CC. If tenure can be secured look to utilise spare capacity.	ECB, WCB, Community Organisation	Local	H	S	L	Protect Provide
197	Marlborough College	SN8 1PA	Football	Education	Seven adult pitches, four youth 11v11 pitches and six mini 5v5 pitches, all of which are good quality and unavailable for community use.	Explore community use options.	FA, FF, WFA, Education	Key Centre	L	S	L	Protect
197	Marlborough College	SN8 1PA	Rugby Union	Education	Eight good quality senior pitches unavailable for community use.	Sustain quality with continued school use.	RFU, Education	Key Centre	L	L	L	Protect
197	Marlborough College	SN8 1PA	Cricket	Education	Five grass squares and four standalone NTPs none of which are available for community use. All provision is good quality.	Sustain quality as appropriate to meet curricular and extracurricular demand.	ECB, WCB, Education	Key Centre	L	L	L	Protect
197	Marlborough College	SN8 1PA	Hockey	Education	Two standard quality full size pitches, both of which are available for community use and equipped with sports lighting. Both pitches have exceeded their 10-year recommended lifespan and thus require resurfacing.	Resurface the pitch before further deterioration occurs and ensure a sinking fund is in place for long-term sustainability.	EH, Education	Key Centre	H	S	H	Protect Enhance Provide
198	Marlborough Cricket Club	SN8 3HN	Football	Sports Club	One mini 7v7 pitch and one mini 5v5 pitch, both of which are standard quality.	Sustain quality.	FA, FF, WFA, Sports Club	Local	L	L	L	Protect

Site ID	Site	Postcode	Sport	Management	Current status	Recommended actions	Partners	Site hierarchy tier	Priority	Timescales	Cost	Aim
198	Marlborough Cricket Club	SN8 3HN	Cricket	Sports Club	A good quality 14 wicket grass square that has actual spare capacity to accommodate additional demand.	Sustain square quality with appropriate maintenance. Look to utilise spare capacity to accommodate future demand/alleviate shortfalls on other sites.	ECB, WCB, Sports Club	Local	L	S	L	Protect
200	Marlborough Rugby Club	SN8 1DL	Football	Sports Club	One poor quality adult pitch that has spare capacity discounted due to poor pitch quality. The site is serviced with poor quality ancillary facilities.	Improve quality to establish actual spare capacity for clubs. Explore feasibility of improving the site's ancillary provision.	FA, FF, WFA, Sports Club	Local	H	M	H	Protect Enhance
200	Marlborough Rugby Club	SN8 1DL	Rugby Union	Sports Club	Two standard quality senior pitches that are both overplayed. Accompanied by good quality ancillary provision. In partnership with the local youth football club, Marlborough RUFC is looking to develop a dedicated training area on site, which would potentially including sports lighting of the area.	Improve pitches through enhanced levels of maintenance. Explore opportunity to develop dedicated training area, with sports lighting.	RFU, Sports Club	Local	M	M	M	Protect Enhance
201	Marlborough Town Football Club	SN8 2BG	Football	Sports Club	One poor quality adult pitch that is overplayed by 0.5 match equivalent sessions per week.	Improve quality to alleviate overplay.	FA, FF, WFA, Sports Club	Local	M	S	L	Protect Enhance
209	Minal Cricket Club & Sports Field	SN8 2LY	Football	Sports Club	Two mini 7v7 pitches and one mini 5v5 pitch, all of which are poor quality. The former are played to capacity, whilst the latter have spare capacity discounted due to poor pitch quality.	Improve quality to establish actual spare capacity for clubs.	FA, FF, WFA, Sports Club	Local	L	S	L	Protect Enhance
209	Minal Cricket Club & Sports Field	SN8 2LY	Cricket	Sports Club	A good quality six wicket grass square that has spare capacity to accommodate additional demand. Used by Marlborough CC.	Sustain square quality with appropriate maintenance. Look to utilise spare capacity to accommodate future demand/alleviate shortfalls on other sites.	ECB, WCB, Sports Club	Local	L	S	L	Protect
251	Ramsbury Recreation Centre	SN8 2RB	Football	Trust	One youth 11v11 pitch and one youth 9v9 pitch, both of which are standard quality. The former is played to capacity and the latter is overplayed by 2.5 match equivalent sessions per week.	Improve quality to alleviate overplay.	FA, FF, WFA, Trust	Local	M	S	L	Protect Enhance
251	Ramsbury Recreation Centre	SN8 2RB	Cricket	Trust	A good quality six wicket square accompanied by an NTP. Square has capacity to accommodate additional demand. Rented annual to Ramsbury CC.	Sustain square quality with appropriate maintenance. Look to utilise spare capacity to accommodate future demand/alleviate shortfalls on other sites.	ECB, WCB, Trust	Local	L	S	L	Protect
261	Salisbury Road Recreation Ground	SN8 4AE	Football	Council	One poor quality youth 9v9 pitch that is overplayed by 2.5 match equivalent sessions per week.	Improve quality to alleviate overplay.	FA, FF, WFA	Local	M	S	L	Protect Enhance



**WILTSHIRE COUNCIL  
PLAYING PITCH STRATEGY**

Site ID	Site	Postcode	Sport	Management	Current status	Recommended actions	Partners	Site hierarchy tier	Priority	Timescales	Cost	Aim
297	St John's Marlborough	SN8 4AX	Football	Education	Two standard quality adult pitches that are unavailable for community use.	Explore community use options.	FA, FF, WFA, Education	Local	L	S	L	Protect
297	St John's Marlborough	SN8 4AX	3G	Education	The FF has identified St John's School (Marlborough) as a potential site for a 11v11 sports lit 3G pitch, although no formal plans have been submitted as of yet. This would be built to WR compliancy to ensure Marlborough RFC could utilise for training	Explore opportunity to develop 3G pitch onsite.	FA, FF, WFA RFU Education	Local	H	L	H	Provide
297	St John's Marlborough	SN8 4AX	Rugby Union	Education	One poor quality senior pitch. Pitch to capacity by curricular demand.	Improve pitch quality for curricular and extra curricular demand.	RFU, Education	Local	L	L	L	Protect Enhance

# WILTSHIRE COUNCIL PLAYING PITCH STRATEGY

## AREA 9 - MELKSHAM

Sport	Pitch/facility type	Current supply/ demand balance	Future supply/ demand balance
Football	Adult	1 match equivalent session	1.5 match equivalent session
Football	Youth 11v11	0.5 match equivalent sessions	0.5 match equivalent sessions
Football	Youth 9v9	0.5 match equivalent sessions	1 match equivalent session
Football	Mini 7v7	At capacity	0.5 match equivalent sessions
Football	Mini 5v5	1.5 match equivalent sessions	1.5 match equivalent sessions
3G	11v11	2 pitches	2 pitches
Cricket	Saturday	15 match equivalent sessions	15 match equivalent sessions
Cricket	Sunday	25 match equivalent sessions	25 match equivalent sessions
Cricket	Midweek	33 match equivalent sessions	33 match equivalent sessions
Rugby union	Senior	2.65 match equivalent sessions	2.65 match equivalent sessions
Rugby league	Senior	At capacity	At capacity
Hockey	Full size	At capacity	At capacity

### Priority recommendations

Sport	Headline findings
<b>Football</b>	<ul style="list-style-type: none"> <li>◀ Protect provision.</li> <li>◀ Improve pitch quality to reduce/alleviate overplay at sites (e.g. at Forest Community Centre and Queen Elizabeth II Diamond Jubilee Field (Melksham)).</li> <li>◀ Improve ancillary facilities where required.</li> </ul>
<b>3G pitches</b>	<ul style="list-style-type: none"> <li>◀ Look to provide suitable provision to cater for demand within the area, exploring the feasibility to develop a 11v11 3G at Oakfield Stadium, working with all football partners to establish a second location for a 3G pitch to cater for demand.</li> </ul>
<b>Rugby union</b>	<ul style="list-style-type: none"> <li>◀ Protect provision.</li> <li>◀ Improve quality to eradicate overplay (e.g. at Oakfield Stadium).</li> </ul>
<b>Rugby league</b>	<ul style="list-style-type: none"> <li>◀ N/A</li> </ul>
<b>Hockey</b>	<ul style="list-style-type: none"> <li>◀ Protect provision.</li> <li>◀ Resurface pitch to improve quality and protect usage (e.g. at Melksham Oak Community School).</li> </ul>
<b>Cricket</b>	<ul style="list-style-type: none"> <li>◀ Protect provision.</li> <li>◀ Transfer demand to sites with actual spare capacity to alleviate overplay (e.g. at Broughton Gifford Common and The Manor).</li> <li>◀ Seek to alleviate overplay via the installation of an NTP or Hybrid wickets (e.g. St Barnabas Cricket Ground).</li> <li>◀ Support ancillary development plans/improvements (e.g. Melksham House and Whitley Golf Club).</li> <li>◀ Support the pavilion development plans at St Barnabas Cricket Ground.</li> <li>◀ Explore opportunities to utilise actual spare capacity via the transfer of demand from overplayed sites and/or through future demand (e.g. Broughton Gifford Common, Melksham House and The Manor).</li> <li>◀ Look to secure tenure for Whitley CC CC at Whitley Golf Club through a long term agreement.</li> </ul>

Site ID	Site	Postcode	Sport	Management	Current status	Recommended actions	Partners	Site hierarchy tier	Priority	Timescales	Cost	Aim
9	Aloeric Primary School	SN12 6HN	Football	Education	One poor quality mini 7v7 pitch that is unavailable for community use.	Improve quality to better accommodate curricular and extra-curricular demand.	FA, FF, WFA, Education	Local	L	S	L	Protect Enhance
55	Broughton Gifford Common	SN12 8LY	Football (Disused)	Broughton Gifford Parish Council	One disused adult pitch with the site currently actively used for cricket.	Explore potential of bringing site back into use for football, providing cricket is not adversely affected.	FA, FF, WFA, Parish Council	Local	L	M	L	Protect Enhance
55	Broughton Gifford Common	SN12 8LY	Cricket	Broughton Gifford Parish Council	A good quality seven wicket grass square that has capacity to accommodate additional demand, Used by Broughton Gifford CC Accompanied by poor quality ancillary provision.	Sustain square quality with appropriate maintenance. Look to utilise spare capacity to accommodate future demand/alleviate shortfalls on other sites. Explore options, where possible, to improve poor quality ancillary provision.	ECB, WCB, Parish Council	Local	L	S	L	Protect
127	Forest Community Centre	SN12 7BB	Football	Community Organisation	One adult pitch and one mini 5v5 pitch, both of which are poor quality. The former is overplayed by 0.5 match equivalent sessions per week, whilst the latter has spare capacity discounted due to poor pitch quality.	Improve quality to alleviate overplay and establish spare capacity for clubs.	FA, FF, WFA, Community Organisation	Local	M	S	L	Protect Enhance
160	Hospital Pitch Campion Drive	SN12 7SN	Football (Disused)	Council	Disused site which accommodated one adult pitch last marked circa 2006.	Explore feasibility of bringing the playing field back into use (and improve quality) given local shortfalls and ensure replacement provision is provided in line with national planning policy should a proposal come forward that will result in permanent loss.	FA, FF, WFA, Council	Local	L	L	L	Protect Enhance
168	King George V Playing Field (Melksham)	SN12 7ED	Football (Disused)	Council	Disused site which previously accommodated one youth 11v11 pitch. Last actively marked out circa 2015.	Explore feasibility of bringing the playing field back into use (and improve quality) given local shortfalls and ensure replacement provision is provided in line with national planning policy should a proposal come forward that will result in permanent loss.	FA, FF, WFA, Council	Local	L	L	L	Protect Enhance
187	Little Marsh	BA14 6JE	Football	Sports Club	One poor quality adult pitch that is played to capacity. The site is serviced with poor quality ancillary facilities.	Improve quality to establish actual spare capacity for clubs. Explore feasibility of improving the site's ancillary provision.	FA, FF, WFA, Sports Club	Local	M	M	M	Protect Enhance

Site ID	Site	Postcode	Sport	Management	Current status	Recommended actions	Partners	Site hierarchy tier	Priority	Timescales	Cost	Aim
204	Melksham House	SN12 6ES	Cricket	Sports club	A good quality ten wicket grass square, accompanied by an NTP, that has spare capacity to accommodate additional demand. Leased long term to Melksham CC. The Club has plans to develop dedicated women's changing rooms and extend its social area.	Sustain square quality with appropriate levels of maintenance. Assist the Club where possible, with its ancillary provision development plans. Look to utilise spare capacity to accommodate future demand/alleviate shortfalls on other sites.	ECB, WCB, Sports Club	Local	M	M	M	Protect Enhance
205	Melksham Oak Community School	SN12 6QZ	Football	Education	Four standard quality adult pitches that are unavailable for community use.	Explore community use options.	FA, FF, WFA, Education	Local	L	S	L	Protect
205	Melksham Oak Community School	SN12 6QZ	Rugby Union	Education	One standard quality senior pitch. Played to capacity by curricular demand.	Sustain pitch quality for curricular and extracurricular demand.	RFU, Education	Local	L	L	L	Protect
205	Melksham Oak Community School	SN12 6QZ	Hockey	Education	One poor quality full size pitch that is available for community use and is equipped with sports lighting. The pitch has exceeded its 10-year recommended lifespan and thus requires resurfacing.	Resurface the pitch to improve quality and ensure a sinking fund is in place for long-term sustainability.	EH, Education	Local	H	S	H	Protect Enhance Provide
229	Oakfield Stadium	SN12 7GU	Football/ 3G	Sports Club	Two adult pitches and two youth 9v9 pitches, all of which are good quality. Four youth 11v11 pitches, one youth 9v9 pitch, two mini 7v7 pitches and three mini 5v5 pitches, all of which are standard quality. The site is home to Melksham Town FC (Step 4). The youth 11v11 pitches, two of the youth 9v9 pitches and three mini 5v5 pitches each have actual spare capacity amounting to a combined total of 2.5 match equivalent sessions per week. Aspirations exist for the construction of a new 11v11 3G pitch at the site.	Utilise actual spare capacity where it exists, via the transfer of demand from overplayed sites or via future demand. Ensure the site meets the minimum requirements to progress through the football pyramid. Support plans for the potential construction of a 11v11 3G pitch, and consider suitability for both football and rugby (World Rugby compliancy) given dual use nature of the site.	FA, FF, WFA, RFU, Sports Club	Key Centre	H	M	H	Protect Enhance Provide
229	Oakfield Stadium	SN12 7GU	Rugby Union	Sports Club	Three standard quality senior pitches, of which two have sports lighting. Each pitch is overplayed. Accompanied by good quality ancillary provision.	Improve pitch quality with enhanced levels of maintenance. Consider 3G provision as a solution to capacity issues.	RFU, Sports Club	Key Centre	L	L	L	Protect Enhance
248	Queen Elizabeth II Diamond Jubilee Field (Melksham)	SN12 6TL	Football	Council	One adult pitch, two youth 9v9 pitches, two mini 7v7 pitches and three mini 5v5 pitches, all of which are standard quality. The adult and youth 9v9 pitches are both overplayed by two match equivalent sessions per week.	Improve quality to alleviate overplay.	FA, FF, WFA	Local	M	S	L	Protect Enhance

Site ID	Site	Postcode	Sport	Management	Current status	Recommended actions	Partners	Site hierarchy tier	Priority	Timescales	Cost	Aim
275	Shaw Village Hall	SN12 8EP	Football	Community Organisation	One poor quality adult pitch that is played to capacity. The site is serviced with poor quality ancillary facilities.	Improve quality to establish actual spare capacity for clubs. Explore feasibility of improving the site's ancillary provision.	FA, FF, WFA, Community Organisation	Local	M	M	M	Protect Enhance
303	St Marys Recreation Field	BA14 6EN	Football	Council	One standard quality adult pitch that has actual spare capacity amounting to 0.5 match equivalent sessions per week.	Consider potential rationalisation of provision to contribute to a hub site. If not feasible improve pitch quality with enhanced levels of maintenance.	FA, FF, WFA	Local	L	L	L	Protect Enhance
303	St Marys Recreation Field	BA14 6EN	Football (Recreational)	Council	One youth 11v11 pitch not actively marked with a set of posts. Used for recreational demand.	Explore the feasibility of bringing the pitch back into use (and improve quality) for affiliated demand from the community.	FA, FF, WFA	Local	L	L	L	Protect Enhance
324	The Conigre	SN12 6ES	Football (Disused)	Unknown	Disused site which previously accommodated one adult pitch Last actively marked out circa 2017.	Explore options to bring the site back into use. If permanent loss is to be pursued, ensure any development is compliant with national planning policy.	FA, FF, WFA	Local	L	S	L	Protect
324	The Conigre	SN12 6ES	Rugby Union (Disused)	Unknown	Disused site which previously accommodated one senior pitch Last actively marked out circa 2017.	Explore options to bring the site back into use. If permanent loss is to be pursued, ensure any development is compliant with national planning policy.	RFU	Local	L	S	L	Protect
388	The Manor	BA14 6SB	Cricket	Unknown	A good quality seven wicket grass square that has capacity to accommodate additional demand. Used by Keevil CC.	Sustain square quality with appropriate maintenance. Look to utilise spare capacity to accommodate future demand/alleviate shortfalls on other sites.	ECB, WCB	Local	L	S	L	Protect
391	Whitley Golf Club	SN12 8EQ	Cricket	Golf Club	A standard quality six-wicket grass square that has capacity to accommodate additional discounted due to unsecure tenure. Used by Whitley CC which rents the use of the provision. The Club does not have access to toilets nor suitable female changing in its pavilion, having to use facilities at the golf club.	Sustain square quality with appropriate maintenance. Look to secure long term tenure for Whitley CC. Explore potential options to improve onsite ancillary provision for Whitley CC, particularly regarding accessing toilets.	ECB, WCB, England Golf, Golf Club	Local	M	M	L-M	Protect Enhance Provide
394	St Barnabas Cricket Ground	SN12 7PT	Cricket	Unknown	A good quality seven wicket grass square overplayed 15 match equivalent sessions. Used Corsham CC which expresses an ambition to invest in onsite ancillary provision.	Sustain square quality with appropriate maintenance. Explore options to assist the Club in its ancillary provision ambitions.	ECB, WCB	Local	L	M	L-M	Protect Enhance

# WILTSHIRE COUNCIL PLAYING PITCH STRATEGY

## AREA 10 - PEWSEY

Sport	Pitch/facility type	Current supply/ demand balance	Future supply/ demand balance
Football	Adult	1 match equivalent session	1 match equivalent session
Football	Youth 11v11	0.5 match equivalent sessions	0.5 match equivalent sessions
Football	Youth 9v9	0.5 match equivalent sessions	0.5 match equivalent sessions
Football	Mini 7v7	At capacity	At capacity
Football	Mini 5v5	At capacity	At capacity
3G	11v11	0.5 pitches	0.5 pitches
Cricket	Saturday	40 match equivalent sessions	40 match equivalent sessions
Cricket	Sunday	40 match equivalent sessions	40 match equivalent sessions
Cricket	Midweek	60 match equivalent sessions	60 match equivalent sessions
Rugby union	Senior	1 match equivalent session	1 match equivalent session
Rugby league	Senior	At capacity	At capacity
Hockey	Full size	At capacity	At capacity

### Priority recommendations

Sport	Headline findings
<b>Football</b>	<ul style="list-style-type: none"> <li>◀ Protect provision.</li> <li>◀ Improve pitch quality to reduce/alleviate overplay at sites (e.g. at Pewsey Old Hospital Pitches).</li> <li>◀ Improve ancillary facilities where required.</li> <li>◀ Support Pewsey Vale Youth FC in its aspirations to develop its facilities at Pewsey Old Hospital Pitches.</li> </ul>
<b>3G pitches</b>	<ul style="list-style-type: none"> <li>◀ Look to provide suitable provision to cater for demand within the area, exploring the feasibility to develop a 11v11 3G at either Pewsey Vale Football Club and Pewsey Old Hospital Pitches.</li> </ul>
<b>Rugby union</b>	<ul style="list-style-type: none"> <li>◀ Protect provision.</li> </ul>
<b>Rugby league</b>	<ul style="list-style-type: none"> <li>◀ N/A</li> </ul>
<b>Hockey</b>	<ul style="list-style-type: none"> <li>◀ N/A</li> </ul>
<b>Cricket</b>	<ul style="list-style-type: none"> <li>◀ Protect provision.</li> <li>◀ Support ancillary development plans/improvements (e.g. at Great Bedwyn Cricket Club).</li> </ul>

Site ID	Site	Postcode	Sport	Management	Current status	Recommended actions	Partners	Site hierarchy tier	Priority	Timescales	Cost	Aim
5	All Cannings Church of England Primary School	SN10 3PG	Football	Education	Two poor quality mini 5v5 pitches that are unavailable for community use.	Improve quality to better accommodate curricular and extra-curricular demand.	FA, FF, WFA, Education	Local	L	S	L	Protect Enhance
6	All Cannings Cricket Club (Closed)	SN10 3NR	Football (Disused)	Sports Club	One disused adult and one disused youth football pitch. Last maintained circa 2017 accompanied by ancillary provision.	Explore feasibility of bringing the playing field back into use given local shortfalls and ensure replacement provision is provided in line with national planning policy should a proposal come forward that will result in permanent loss.	FA, FF, WFA	Local	L	L	L	Protect Enhance
7	All Cannings Village Green	SN10 3PB	Football (Recreational)	Council	One youth 11v11 pitch not actively marked with a set of posts. Used for recreational demand.	Explore the feasibility of bringing the pitch back into use (and improve quality) for affiliated demand from the community.	FA, FF, WFA	Local	L	L	L	Protect Enhance
13	Angela Yeates Memorial Ground	SN9 5NL	Rugby Union	Council	Two standard quality senior pitches. Pitches have actual spare capacity. Accompanied by good quality ancillary provision.	Improve pitch quality with enhanced levels of maintenance.	RFU	Local	L	L	L	Protect Enhance
23	Barn Meadow	SN8 3AJ	Football	Community Organisation	One adult pitch and one youth 11v11 pitch, both of which are standard quality and have actual spare capacity amounting to 1.5 match equivalent sessions per week. The site is serviced with poor quality ancillary facilities.	Utilise actual spare capacity where it exists, via the transfer of demand from overplayed sites or via future demand. Explore feasibility of improving the site's ancillary provision.	FA, FF, WFA, Community Organisation	Local	M	M	M	Protect Enhance
57	Burbage & Easton Royal Sports Club	SN8 3AN	Football (Disused)	Sports Club	One disused adult pitch with the site currently actively used for cricket.	Explore potential of bringing site back into use for football, providing cricket is not adversely affected.	FA, FF, WFA, Sports Club	Local	L	M	L	Protect Enhance
57	Burbage & Easton Royal Sports Club	SN8 3AN	Cricket	Sports Club	Two grass squares one with ten wickets the other with six and an NTP. Used Burbage & Easton Royal CC. Neither square has capacity to accommodate any additional demand.	Sustain each squares quality with appropriate levels of maintenance.	ECB, WCB, Sports Club	Local	L	L	L	Protect
134	Great Bedwyn Cricket Club	SN8 3PB	Cricket	Sports Club	One good quality eight wicket grass square with capacity to accommodate additional demand. Accompanied by poor quality ancillary provision. Great Bedwyn CC wants to improve its poor quality changing facilities. It also states an ambition to install an electronic scoreboard in the coming years.	Sustain square quality with appropriate levels of maintenance. Assist the Club in its plans regarding ancillary improvements.	ECB, WCB, Sports Club	Local	M	M	M	Protect Enhance
135	Great Bedwyn Memorial Playing Field	SN8 3LR	Football	Community Organisation	One poor quality adult pitch that has spare capacity discounted due to poor pitch quality. The site is serviced with poor quality ancillary facilities.	Improve quality to establish actual spare capacity for clubs. Explore feasibility of improving the site's ancillary provision.	FA, FF, WFA, Community Organisation	Local	M	M	M	Protect Enhance

Site ID	Site	Postcode	Sport	Management	Current status	Recommended actions	Partners	Site hierarchy tier	Priority	Timescales	Cost	Aim
236	Pewsey Old Hospital Pitches	SN9 5NL	Football	Sports Club	One youth 9v9 pitch, one mini 7v7 pitch and one mini 5v5 pitch, all of which are poor quality. The youth 9v9 pitch is overplayed by 0.5 match equivalent sessions per week. The mini 5v5 pitch is played to capacity. The site is serviced with poor quality ancillary facilities. Pewsey Vale Youth FC aspires to develop the site's ancillary facilities, this would be through the development of dedicated women's and girls' facilities and added car parking space.	Improve quality to alleviate overplay. Explore the feasibility of improving the site's ancillary provision via the Club's aspirations. Explore the opportunity to develop a 11v11 3G pitch onsite, alongside potential at Pewsey Vale Football Club (only one is required).	FA, FF, WFA, Sports Club	Local	H	M	H	Protect Enhance Provide
237	Pewsey Vale Football Club	SN9 5BS	Football	Sports Club	One adult pitch and two mini 7v7 pitches, all of which are poor quality. The former is played to capacity, whilst the latter has spare capacity discounted due to poor pitch quality. The site is serviced with poor quality ancillary facilities. The site is home to Pewsey Vale FC (Regional Feeder League).	Improve quality to establish actual spare capacity for clubs. Ensure the site meets the minimum requirements to progress through the football pyramid. Explore the opportunity to develop a 11v11 3G pitch onsite, alongside potential at Pewsey Old Hospital Pitches (only one is required).	FA, FF, WFA, Sports Club	Local	H	L	H	Protect Enhance Provide
238	Pewsey Vale School	SN9 5EW	Rugby Union	Education	One poor quality senior pitch unavailable for community use.	Improve pitch quality for continued school use.	RFU, Education	Local	L	L	L	Protect Enhance
257	Rushall C of E Primary School	SN9 6EN	Football	Education	One poor quality mini 5v5 pitch that is unavailable for community use.	Improve quality to better accommodate curricular and extra-curricular demand.	FA, FF, WFA, Education	Local	L	S	L	Protect Enhance
274	Shalbourne Recreation Ground	SN8 3PZ	Cricket	Sports Club	One good quality five wicket grass square that has capacity to accommodate additional demand. Used by Shalbourne CC	Sustain square quality with appropriate maintenance. Look to utilise spare capacity to accommodate future demand/alleviate shortfalls on other sites.	ECB, WCB, Sports Club	Local	L	S	L	Protect
294	St Francis School	SN9 5NT	Football	Education	Two poor quality mini 7v7 pitches that are unavailable for community use.	Improve quality to better accommodate curricular and extra-curricular demand.	FA, FF, WFA, Education	Local	L	S	L	Protect Enhance
346	Upavon Playing Fields	SN9 6AB	Football (Recreational)	Council	One adult pitch not actively marked with a set of posts. Used for recreational demand.	Explore the feasibility of bringing the pitch back into use (and improve quality) for affiliated demand from the community.	FA, FF, WFA	Local	L	L	L	Protect Enhance
384	The Ground at Big Garston Field	SN9 6EH	Cricket	Unknown	A standard quality five wicket grass square that has capacity to accommodate additional demand. Used by Avon Valley CC.	Sustain square quality with appropriate maintenance. Look to utilise spare capacity to accommodate future demand/alleviate shortfalls on other sites.	ECB, WCB	Local	L	S	L	Protect



**WILTSHIRE COUNCIL  
PLAYING PITCH STRATEGY**

Site ID	Site	Postcode	Sport	Management	Current status	Recommended actions	Partners	Site hierarchy tier	Priority	Timescales	Cost	Aim
392	Sir Phillip Dunn Memorial Ground	SN9 5NS	Cricket	Sports Club	A standard quality ten wicket grass square, accompanied by an NTP, that has capacity to accommodate additional demand. Leased to Wilcot CC that aspires to install an electronic scoreboard and fixed practice bays.	Sustain square quality with appropriate levels of maintenance. Assist the Club, where possible, with its ancillary and practice provision plans.	ECB, WCB, Sports Club	Local	M	M	M	Protect Enhance

# WILTSHIRE COUNCIL PLAYING PITCH STRATEGY

## AREA 11 – ROYAL WOOTTON BASSETT & CRICKLADE

Sport	Pitch/facility type	Current supply/ demand balance	Future supply/ demand balance
Football	Adult	At capacity	0.5 match equivalent sessions
Football	Youth 11v11	1 match equivalent session	1.5 match equivalent sessions
Football	Youth 9v9	1 match equivalent session	1.5 match equivalent sessions
Football	Mini 7v7	At capacity	At capacity
Football	Mini 5v5	At capacity	At capacity
3G	11v11	1 pitch	1 pitch
Cricket	Saturday	2 match equivalent sessions	2 match equivalent sessions
Cricket	Sunday	8 match equivalent sessions	8 match equivalent sessions
Cricket	Midweek	10 match equivalent sessions	10 match equivalent sessions
Rugby union	Senior	1.15 match equivalent sessions	1.15 match equivalent sessions
Rugby league	Senior	At capacity	At capacity
Hockey	Full size	At capacity	At capacity

### Priority recommendations

Sport	Headline findings
<b>Football</b>	<ul style="list-style-type: none"> <li>◀ Protect provision.</li> <li>◀ Improve pitch quality to reduce/alleviate overplay at sites (e.g. at Bradon Forest School and Gerard Buxton Sports Ground).</li> <li>◀ Improve ancillary facilities where required.</li> <li>◀ Seek to provide security of tenure for clubs, enabling actual spare capacity (e.g. at Bradon Forest School and MOD Lyneham).</li> </ul>
<b>3G pitches</b>	<ul style="list-style-type: none"> <li>◀ Protect provision.</li> <li>◀ Ensure a sinking fund is in place for long-term sustainability (e.g. Gerard Buxton Sports Ground).</li> <li>◀ Support aspirations to provide an additional 11v11 pitch given the large shortfalls (e.g. at one of Gerard Buxton Sports Ground, Cricklade Leisure Centre and Bradon Forest School) providing it meets national and local planning policy.</li> </ul>
<b>Rugby union</b>	<ul style="list-style-type: none"> <li>◀ Protect provision.</li> <li>◀ Improve quality to eradicate overplay (e.g. at Fairview Fields (Cricklade Rugby Club)).</li> <li>◀ Support Cricklade RUFC in its search for a new venue.</li> <li>◀ Look to provide improved ancillary provision (e.g. at Fairview Fields (Cricklade Rugby Club)).</li> </ul>
<b>Rugby league</b>	◀ N/A
<b>Hockey</b>	<ul style="list-style-type: none"> <li>◀ Protect provision.</li> <li>◀ Look to secure longer term access through an extended community use agreement past the current lifespan of the agreement (currently until 2030) at Royal Wootton Bassett Academy for Royal Wootton Bassett HC to establish long term security of tenure.</li> </ul>
<b>Cricket</b>	<ul style="list-style-type: none"> <li>◀ Protect provision.</li> <li>◀ Transfer demand to sites with actual spare capacity to alleviate overplay (e.g. at Purton Cricket Club and Manor Lane).</li> <li>◀ Seek to alleviate overplay via the installation of an NTP or Hybrid wickets (e.g. Gerard Buxton Sports Ground, Chestnut Springs Playing Field or Cricklade Cricket Club).</li> <li>◀ Support ancillary development plans/improvements (e.g. at Gerard Buxton Sports Ground and Purton Cricket Club.).</li> <li>◀ Explore opportunities to utilise actual spare capacity via the transfer of demand from overplayed sites and/or through future demand (e.g. Purton Cricket Club and Manor Lane).</li> </ul>

Site ID	Site	Postcode	Sport	Management	Current status	Recommended actions	Partners	Site hierarchy tier	Priority	Timescales	Cost	Aim
22	Ballards Ash Sports Ground	SN4 8DS	Football (Disused)	Sports Club	Three disused pitches that are now used for rugby union demand. Football pitches not required due to the development Royal Wootton Bassett Sports Association.	No action required.	FA, FF, WFA, Sports Club	Local	-	-	-	Protect
22	Ballards Ash Sports Ground	SN4 8DS	Rugby Union	Sports Club	Five good quality senior pitches, with two serviced by sports lighting. The sports-lit pitches are overplayed, whilst some spare capacity exists on the remaining pitches. Serviced by good quality ancillary facilities.	Sustain quality. Consider installation of additional sports lighting to disperse training demand and reduce overplay. Consider access to suitable 3G provision to fully eradicate overplay.	RFU, Sports Club	Local	H	M	M	Enhance Protect
46	Bradon Forest School	SN5 4AT	3G	Education	Identified as a potential site for 3G development to meet shortfalls in Calne. The site has sufficient playing field land and surrounding ancillary provision to potentially develop provision.	Explore the feasibility of developing a 11v11 3G pitch onsite.	FA, FF, WFA, Education	Local	H	L	H	Provide
46	Bradon Forest School	SN5 4AT	Rugby Union	Education	One poor quality junior pitch. Pitch is played to capacity due to curricular demand.	Improve pitch quality with enhanced levels of maintenance for curricular and extra curricular demand.	RFU, Education	Local	L	L	L	Protect
46	Bradon Forest School	SN5 4AT	Cricket	Education	One standalone NTP that's not available for community use.	Sustain quality as appropriate and retain as current use.	ECB, WCB, Education	Local	L	L	L	Protect
52	Broad Hinton C of E Primary School	SN4 9PQ	Football	Education	One poor quality mini 5v5 pitch that is unavailable for community use.	Improve quality to better accommodate curricular and extra-curricular demand.	FA, FF, WFA, Education	Local	L	S	L	Protect Enhance
69	Chestnut Springs Playing Field	SN5 3NH	Football	Lydiard Millicent Parish Council	Two youth 11v11 pitches, one youth 9v9 pitch, one mini 7v7 pitch and one mini 5v5 pitch, all of which are standard quality. The youth 9v9 pitches are played to capacity.	Sustain quality.	FA, FF, WFA, Parish Council	Local	L	L	L	Protect
69	Chestnut Springs Playing Field	SN5 3NH	Cricket	Lydiard Millicent Parish Council	A good quality five wicket grass square overplayed by one match equivalent session. Used by Lydiard Millicent CC.	Sustain quality with appropriate levels of maintenance.	ECB, WCB, Parish Council	Local	L	L	L	Protect
91	Cricklade Cricket Club	SN6 6BL	Cricket	Sports Club	A good quality ten wicket grass square that is played to capacity. Leased to Cricklade CC with a new agreement currently being negotiated.	Sustain quality with appropriate levels of maintenance. Ensure a new long term agreement is secured to provide security of tenure for Cricklade CC.	ECB, WCB, Sports Club	Local	H	S	L	Protect

Site ID	Site	Postcode	Sport	Management	Current status	Recommended actions	Partners	Site hierarchy tier	Priority	Timescales	Cost	Aim
92	Cricklade Leisure Centre	SN6 6JW	Football	Community Organisation	One standard quality adult pitch, one standard quality youth 11v11 pitch, one good quality youth 9v9 pitch and one good quality mini 5v5 pitch. The adult pitch is played to capacity, whilst the youth 11v11 pitch has actual spare capacity amounting to one match equivalent session per week. The site is serviced with poor quality ancillary facilities.	Utilise actual spare capacity where it exists, via the transfer of demand from overplayed sites or via future demand. Explore feasibility of improving the site's ancillary provision. Explore the feasibility to develop a 11v11 3G pitch onsite, alongside other recommendations for new pitch provision in the area (only one addition pitch is required).	FA, FF, WFA, Community Organisation	Local	H	L	H	Protect Enhance Provide
93	Cricklade Manor Prep School	SN6 6BB	Football	Education	One standard quality youth 9v9 pitch that is unavailable for community use.	Improve quality to better accommodate curricular and extra-curricular demand.	FA, FF, WFA, Education	Local	L	S	L	Protect Enhance
93	Cricklade Manor Prep School	SN6 6BB	Hockey	Education	One smaller size pitch that is unavailable for community use and is without sports lighting.	Retain for curricular and extra-curricular demand.	EH, Education	Local	L	L	L	Protect
121	Fairview Fields (Cricklade Rugby Club)	SN6 6GH	Rugby Union	Sports club	One standard quality senior pitch with sports lighting. Pitch is overplayed by 0.15 match equivalent sessions per week. Accompanied by standard quality ancillary provision. Cricklade RUFC is currently looking for new land to buy to develop a new pitch site with multiple pitches and purpose built clubhouse/changing.	Improve pitch quality with enhanced levels of maintenance. Explore opportunity to improve ancillary provision. Support club in looking for new site to help the Club grow.	RFU, Sports club	Local	M	M	M	Protect Enhance Provide
130	Gerard Buxton Sports Ground	SN4 8DS	Football	Royal Wootton Bassett Sports Association	Two adult pitches, one youth 11v11 pitch, one youth 9v9 pitch and one mini 5v5 pitch, all of which are good quality. The youth 11v11 pitch and youth 9v9 pitch are both overplayed by a combined total of 2.5 match equivalent sessions per week. The site is home to Royal Wootton Bassett Town FC (Step 5).	Consider transferring demand to sites with actual spare capacity to alleviate overplay. Ensure the site meets the minimum requirements to progress through the football pyramid. Explore the opportunity to develop a second 3G onsite, alongside other recommendations for new pitch provision in the area (only one addition pitch is required).	FA, FF, WFA, Sports Association	Key Centre	H	L	H	Protect Provide
130	Gerard Buxton Sports Ground	SN4 8DS	3G	Royal Wootton Bassett Sports Association	One standard quality 11v11 3G pitch that is available for community use and is equipped with sports lighting.	Sustain quality. Explore the opportunity to develop a second 3G onsite, alongside other recommendations for new pitch provision in the area (only one addition pitch is required).	FA, FF, WFA, Sports Association	Key Centre	H	L	H	Protect Provide
130	Gerard Buxton Sports Ground	SN4 8DS	Cricket	Royal Wootton Bassett Sports Association	One good quality square with 14 wickets overplayed by one match equivalent session. Also, one standard quality square with six wickets, accompanied by an NTP, with no capacity to accommodate and further demand.	Sustain good square quality with appropriate maintenance. Improve standard quality square with enhanced levels of maintenance. Improve pavilion, especially to better accommodate female activity.	ECB, WCB, Sports Association	Key Centre	L	S	L	Protect Enhance

**WILTSHIRE COUNCIL  
PLAYING PITCH STRATEGY**

Site ID	Site	Postcode	Sport	Management	Current status	Recommended actions	Partners	Site hierarchy tier	Priority	Timescales	Cost	Aim
188	Longleaze Primary School	SN4 8BA	Football	Education	One poor quality mini 5v5 pitch that is unavailable for community use.	Improve quality to better accommodate curricular and extra-curricular demand.	FA, FF, WFA, Education	Local	L	S	L	Protect Enhance
192	Lydiard Millicent C of E Primary School	SN5 3LR	Football	Education	One poor quality mini 5v5 pitch that is unavailable for community use.	Improve quality to better accommodate curricular and extra-curricular demand.	FA, FF, WFA, Education	Local	L	S	L	Protect Enhance
212	Mod Lyneham	SN15 4XX	Football	MOD	Five standard quality adult pitches that have spare capacity discounted due to unsecure tenure.	Seek to provide a community use agreement, to establish actual spare capacity for clubs.	FA, FF, WFA, MOD	Local	M	S	L	Protect
212	Mod Lyneham	SN15 4XX	3G	MOD	One 11v11 3G pitch that is equipped with sports lighting but is unavailable for community use.	Explore community use options.	FA, FF, WFA, MOD	Local	H	S	L	Protect
212	Mod Lyneham	SN15 4XX	Cricket	MOD	One standalone NTP that's not available for community use.	Sustain quality as appropriate and retain as current use.	ECB, WCB, MOD	Local	L	L	L	Protect
221	Noremarsh Junior School	SN4 8BT	Football	Education	Two poor quality mini 5v5 pitches, both of which are available for community use.	Improve quality.	FA, FF, WFA, Education	Local	L	S	L	Protect Enhance
245	Purton Cricket Club	SN5 4EB	Cricket	Sports club	A standard quality square with 13 wickets that has spare capacity to accommodate additional demand. Accompanied by poor quality ancillary facilities. Purton CC aspires to improve the provision including creating dedicated female changing rooms.	Sustain square quality with appropriate maintenance. Look to utilise spare capacity to accommodate future demand/alleviate shortfalls on other sites. Assist the Club, where possible, in improving onsite ancillary provision.	ECB, WCB, Sports Club	Local	M	M	M	Protect Enhance
246	Purton FC (The Redhouse)	SN5 4DT	Football	Sports Club	One standard quality adult pitch that is played to capacity.	Sustain quality.	FA, FF, WFA, Sports Club	Local	L	L	L	Protect
255	Royal Wootton Bassett Academy	SN4 7HG	Football	Education	One poor quality adult pitch that is unavailable for community use.	Improve quality and explore community use options.	FA, FF, WFA, Education	Local	M	S	L	Protect Enhance
255	Royal Wootton Bassett Academy	SN4 7HG	Rugby Union	Education	One poor quality senior pitch unavailable for community use.	Improve pitch quality with enhanced levels of maintenance for continued school use.	RFU, Education	Local	L	L	L	Protect Enhance
255	Royal Wootton Bassett Academy	SN4 7HG	Hockey	Commercial	One good quality 11v11 pitch that is available for community use and is equipped with sports lighting.	Sustain quality.	EH, Commercial	Local	L	L	L	Protect
292	St Bartholomew's Primary Academy	SN4 8AZ	Hockey	Education	One smaller size pitch that is unavailable for community use and is without sports lighting.	Retain for curricular and extra-curricular demand.	EH, Education	Local	L	L	L	Protect
307	St Sampsons CE Primary School	SN6 6AX	Football	Education	One poor quality mini 7v7 pitch that is unavailable for community use.	Improve quality to better accommodate curricular and extra-curricular demand.	FA, FF, WFA, Education	Local	L	S	L	Protect Enhance
308	St. Mary's C of E Primary School	SN5 4AR	Football	Education	One poor quality mini 5v5 pitch that is unavailable for community use.	Improve quality to better accommodate curricular and extra-curricular demand.	FA, FF, WFA, Education	Local	L	S	L	Protect Enhance

**WILTSHIRE COUNCIL  
PLAYING PITCH STRATEGY**

Site ID	Site	Postcode	Sport	Management	Current status	Recommended actions	Partners	Site hierarchy tier	Priority	Timescales	Cost	Aim
339	The Water Pitches	SN6 6BL	Rugby Union (Disused)	Education	Two disused age grade pitches. Last maintained circa 2005.	Explore feasibility of bringing the playing field back into use given local shortfalls and ensure replacement provision is provided in line with national planning policy should a proposal come forward that will result in permanent loss.	RFU, Education	Local	L	L	L	Protect
390	Manor Lane	SN4 9PL	Cricket	Sports club	A standard quality square with eight wickets that has spare capacity to accommodate further demand. Leased long term to White Horse CC. There are five years remaining on its current agreement. The Club aspires to improve square quality and needs to replace its current machinery.	Improve square quality with enhanced levels of maintenance. Assist the Club in obtaining new machinery to better maintain provision. Ensure White Horse CC obtains a long new term lease agreement when required.	ECB, WCB, Sports Club	Local	M	M	M	Protect Enhance

# WILTSHIRE COUNCIL PLAYING PITCH STRATEGY

## AREA 12 - SALISBURY

Sport	Pitch/facility type	Current supply/ demand balance	Future supply/ demand balance
Football	Adult	1 match equivalent session	1 match equivalent session
Football	Youth 11v11	3.5 match equivalent sessions	3.5 match equivalent sessions
Football	Youth 9v9	At capacity	At capacity
Football	Mini 7v7	At capacity	At capacity
Football	Mini 5v5	At capacity	At capacity
3G	11v11	0.5 pitches	0.5 pitches
Cricket	Saturday	7 match equivalent sessions	7 match equivalent sessions
Cricket	Sunday	7 match equivalent sessions	7 match equivalent sessions
Cricket	Midweek	15 match equivalent sessions	15 match equivalent sessions
Rugby union	Senior	9.95 match equivalent sessions	9.95 match equivalent sessions
Rugby league	Senior	At capacity	At capacity
Hockey	Full size	At capacity	At capacity

### Priority recommendations

Sport	Headline findings
<b>Football</b>	<ul style="list-style-type: none"> <li>◀ Protect provision.</li> <li>◀ Improve pitch quality to reduce/alleviate overplay at sites (e.g. at Middle Street Meadow and Victoria Park).</li> <li>◀ Improve ancillary facilities where required and provide ancillary facilities at sites that are currently without (e.g. at Hudson's Field).</li> <li>◀ Seek to provide security of tenure for clubs, enabling actual spare capacity (e.g. at Sarum Academy).</li> </ul>
<b>3G pitches</b>	<ul style="list-style-type: none"> <li>◀ Protect provision.</li> <li>◀ Ensure a sinking fund is in place for long-term sustainability (e.g. Sarum Academy).</li> <li>◀ Support aspirations to provide an additional 11v11 pitch given the large shortfalls on grass pitches (e.g. at Hudson's Field) providing it meets national and local planning policy.</li> </ul>
<b>Rugby union</b>	<ul style="list-style-type: none"> <li>◀ Protect provision.</li> <li>◀ Improve quality to eradicate overplay (e.g. at Salisbury Rugby Football Club and Hudson's Field).</li> </ul>
<b>Rugby league</b>	◀ N/A
<b>Hockey</b>	<ul style="list-style-type: none"> <li>◀ Protect provision.</li> <li>◀ Resurface pitch at Salisbury &amp; South Wilts Sports Club to improve quality and protect for long-term hockey usage.</li> </ul>
<b>Cricket</b>	<ul style="list-style-type: none"> <li>◀ Protect provision.</li> <li>◀ Transfer demand to sites with actual spare capacity to alleviate overplay (e.g. at Harnham Cricket Ground).</li> <li>◀ Seek to alleviate overplay via the installation of an NTP or Hybrid wickets (e.g. Salisbury &amp; South Wilts Sports Club).</li> <li>◀ Explore opportunities to utilise actual spare capacity via the transfer of demand from overplayed sites and/or through future demand (e.g. Harnham Cricket Ground).</li> </ul>

Site ID	Site	Postcode	Sport	Management	Current status	Recommended actions	Partners	Site hierarchy tier	Priority	Timescales	Cost	Aim
30	Bemerton Heath Harlequins Football Club	SP2 9DR	Football	Sports Club	One standard quality adult pitch that is played to capacity. The site is home to Bemerton Heath Harlequins FC (Step 4).	Improve quality. Ensure the site meets the minimum requirements to progress through the football pyramid.	FA, FF, WFA, Sports Club	Local	M	S	L	Protect Enhance
33	Bishop Wordsworths School	SP1 2ED	Football	Education	Three standard quality adult pitches that are unavailable for community use.	Explore community use options.	FA, FF, WFA, Education	Local	L	S	L	Protect
33	Bishop Wordsworths School	SP1 2ED	Rugby Union	Education	Two poor quality senior pitches. Pitches are played to capacity due to curricular demand.	Improve pitch quality with enhanced levels of maintenance for curricular and extra curricular demand.	RFU, Education	Local	L	L	L	Protect Enhance
34	Bishopdown	SP1 3EF	Football	Council	One standard quality adult pitch that is unavailable for community use.	Consider potential rationalisation of provision to contribute to a hub site. If not feasible improve pitch quality with enhanced levels of maintenance.	FA, FF, WFA	Local	L	L	L	Protect Enhance
63	Chafyn Grove School	SP1 1LR	Cricket	Education	One grass square with nine wickets and one standalone NTP, neither of which are available for community use.	Sustain quality as appropriate to meet curricular and extracurricular demand.	ECB, WCB, Education	Local	L	L	L	Protect
63	Chafyn Grove School	SP1 1LR	Rugby Union	Education	Two good quality senior pitches unavailable for community use.	Sustain pitch quality.	RFU, Education	Local	L	L	L	Protect
63	Chafyn Grove School	SP1 1LR	Hockey	Education	One smaller size pitch that is unavailable for community use and is without sports lighting.	Retain for curricular and extra-curricular demand.	EH, Education	Local	L	L	L	Protect
126	Five Rivers Health and Wellbeing Centre	SP1 3NR	Football	Council	One poor quality youth 11v11 pitch that is played to capacity. Salisbury Rovers FC block book the space for weekly sessions and matches. Separately, the throwing cage on site has recently been refurbished.	Consider potential rationalisation of provision to contribute to a hub site. If not feasible improve pitch quality with enhanced levels of maintenance.	FA, FF, WFA	Local	L	L	L	Protect Enhance
144	Harnham Church of England Junior School	SP2 8JZ	Football	Education	One poor quality mini 7v7 pitch that is unavailable for community use.	Improve quality to better accommodate curricular and extra-curricular demand.	FA, FF, WFA, Education	Local	L	S	L	Protect Enhance
145	Harnham Community Sports & Social Club	SP2 8LA	Football (Recreational)	Sports Club	One youth 11v11 pitch not actively marked with a set of posts. Used for recreational demand.	Explore the feasibility of bringing the pitch back into use (and improve quality) for affiliated demand from the community.	FA, FF, WFA, Sports Club	Local	L	L	L	Protect Enhance
146	Harnham Cricket Ground	SP2 8JY	Cricket	Salisbury City Council	A standard quality square with eight wickets that has spare capacity to accommodate additional demand. Annually rented by Harnham CC. Accompanied by poor quality ancillary provision.	Sustain square quality with appropriate levels of maintenance. Explore potential options of improving ancillary provision.	ECB, WCB, Sports Club	Local	L	L	L	Protect Enhance
208	Middle Street Meadow	SP2 8LL	Football	Council	One poor quality youth 11v11 pitch that is overplayed by 3.5 match equivalent sessions per week. The site is serviced by no ancillary facilities.	Improve quality to alleviate overplay. Explore feasibility of providing on site ancillary provision.	FA, FF, WFA	Local	M	M	M	Protect Enhance



Site ID	Site	Postcode	Sport	Management	Current status	Recommended actions	Partners	Site hierarchy tier	Priority	Timescales	Cost	Aim
233	Pembroke Park Primary School	SP2 9LY	Football	Education	One adult pitch, one youth 9v9 pitch and two mini 5v5 pitches, all of which are poor quality and unavailable for community use.	Improve quality and explore community use options.	FA, FF, WFA, Education	Local	M	S	L	Protect Enhance
258	Salisbury & South Wilts Sports Club	SP2 9NY	Football (Disused)	Sports Club	A disused adult pitch with the site currently actively used for cricket and hockey.	Explore potential of bringing site back into use for football, providing cricket is not adversely affected.	FA, FF, WFA, Sports Club	Key Centre	L	M	L	Protect
258	Salisbury & South Wilts Sports Club	SP2 9NY	Cricket	Sports Club	Two good quality squares one with 14 wickets, which is overplayed by three match equivalent sessions, and one with ten wickets which is played to capacity. The smaller square is accompanied by an NTP. Used by South Wilts CC which has ambitions to install hybrid wickets.	Sustain square quality with appropriate levels of maintenance. Explore the installations of hybrid wickets in order to provide additional capacity for the Club.	ECB, WCB, Sports Club	Key Centre	M	L	L	Protect Provide
258	Salisbury & South Wilts Sports Club	SP2 9NY	Hockey	Sports Club	One standard quality full size pitch that is available for community use and is equipped with sports lighting. The pitch has exceeded its 10-year recommended lifespan and thus requires resurfacing.	Resurface the pitch before further deterioration occurs and ensure a sinking fund is in place for long-term sustainability.	EH, Sports Club	Key Centre	H	S	H	Protect Enhance Provide
259	Salisbury Cathedral School	SP1 2EQ	Cricket	Education	A standard quality five wicket grass square that is not available for community use.	Sustain quality as appropriate to meet curricular and extracurricular demand.	ECB, WCB, Education	Local	L	L	L	Protect
262	Salisbury Rugby Football Club	SP1 3SA	Rugby Union	Council	One standard quality senior pitch with sports lighting. Pitch is significantly overplayed. Accompanied by good quality ancillary provision.	Improve pitch quality with enhanced levels of maintenance. Explore relocating some level of demand off pitch to protect its quality and ensure areas to be utilised are serviced by sports lighting to enable appropriate level of activity.	RFU Sports club	Local	H	H	M	Protect Enhance
265	Sarum Academy	SP2 9HS	Football	Education	One adult pitch and one youth 9v9 pitch, both of which are standard quality. The former has spare capacity discounted due to unsecure tenure.	Seek to provide a community use agreement, to establish actual spare capacity for clubs.	FA, FF, WFA, Education	Key Centre	M	S	L	Protect
265	Sarum Academy	SP2 9HS	3G	Education	One good quality 11v11 3G pitch that is available for community use and is equipped with sports lighting.	Sustain quality.	FA, FF, WFA, Education	Key Centre	L	L	L	Protect
265	Sarum Academy	SP2 9HS	Rugby Union (Disused)	Education	One disused senior pitch. Last maintained circa 2021. The pitch has been built on and replaced by a 11v11 3G pitch.	No action required	RFU, Education	Key Centre	-	-	-	-
266	Sarum St Pauls CE Primary School	SP2 7DG	Football	Education	One poor quality mini 7v7 pitch that is unavailable for community use.	Improve quality to better accommodate curricular and extra-curricular demand.	FA, FF, WFA, Education	Local	L	S	L	Protect Enhance

Site ID	Site	Postcode	Sport	Management	Current status	Recommended actions	Partners	Site hierarchy tier	Priority	Timescales	Cost	Aim
300	St Martins C of E VA Primary School	SP1 2RG	Football	Education	One poor quality mini 5v5 pitch that is unavailable for community use.	Improve quality to better accommodate curricular and extra-curricular demand.	FA, FF, WFA, Education	Local	L	S	L	Protect Enhance
349	Victoria Park (Salisbury)	SP1 3RP	Football	Council	One poor quality adult pitch that is overplayed by two match equivalent sessions per week. The site is serviced with poor quality ancillary facilities.	Improve quality to alleviate overplay. Explore feasibility of improving the site's ancillary provision.	FA, FF, WFA	Local	M	M	M	Protect Enhance
400	Hudson's Field	SP1 3SB	Football/ 3G	Council	Three poor quality adult pitches. Spare capacity is discounted due to poor pitch quality.	Look to improve quality with enhanced levels of maintenance. Explore the opportunity to develop a 11v11 3G pitch onsite.	FA, FF, WFA Council	Local	H	L	H	Protect Enhance Provide
400	Hudson's Field	SP1 3SB	Rugby union	Council	Two standard quality senior pitches that are overplayed. Site has no accompanying ancillary provision, however is located adjacent to Salisbury Rugby Club which has changing rooms to support demand on this site.	Improve pitch quality with enhanced levels of maintenance. Explore installation of sports lighting to help spread out training demand.	RFU, Council Sports club	Local	L	L	L	Protect Enhance

# WILTSHIRE COUNCIL PLAYING PITCH STRATEGY

## AREA 13 – SOUTH WEST WILTSHIRE

Sport	Pitch/facility type	Current supply/ demand balance	Future supply/ demand balance
Football	Adult	3 match equivalent sessions	3 match equivalent sessions
Football	Youth 11v11	At capacity	At capacity
Football	Youth 9v9	1 match equivalent session	1 match equivalent session
Football	Mini 7v7	At capacity	At capacity
Football	Mini 5v5	At capacity	At capacity
3G	11v11	0.5 pitches	0.5 pitches
Cricket	Saturday	12 match equivalent sessions	2 match equivalent sessions
Cricket	Sunday	42 match equivalent sessions	32 match equivalent sessions
Cricket	Midweek	64 match equivalent sessions	64 match equivalent sessions
Rugby union	Senior	0.5 match equivalent sessions	0.5 match equivalent sessions
Rugby league	Senior	At capacity	At capacity
Hockey	Full size	At capacity	At capacity

### Priority recommendations

Sport	Headline findings
<b>Football</b>	<ul style="list-style-type: none"> <li>◀ Protect provision.</li> <li>◀ Improve pitch quality to reduce/alleviate overplay at sites (e.g. at Mere Peace Memorial Sports &amp; Recreation Ground).</li> <li>◀ Improve ancillary facilities where required.</li> </ul>
<b>3G pitches</b>	<ul style="list-style-type: none"> <li>◀ Look to provide suitable provision to cater for demand within the area, exploring the feasibility to develop a 11v11 3G at Netherhampton Road.</li> </ul>
<b>Rugby union</b>	<ul style="list-style-type: none"> <li>◀ Protect provision.</li> </ul>
<b>Rugby league</b>	<ul style="list-style-type: none"> <li>◀ N/A</li> </ul>
<b>Hockey</b>	<ul style="list-style-type: none"> <li>◀ N/A</li> </ul>
<b>Cricket</b>	<ul style="list-style-type: none"> <li>◀ Protect provision.</li> <li>◀ Transfer demand to sites with actual spare capacity to alleviate overplay (e.g. at Dinton Recreation Ground and Duchy Manor).</li> <li>◀ Improve quality of squares to alleviate overplay (e.g. at Chalke Valley Cricket Club and Cleeves Farm, Chilmark).</li> <li>◀ Support ancillary development plans/improvements (e.g. at Langford Recreation Ground).</li> <li>◀ Explore opportunities to utilise actual spare capacity via the transfer of demand from overplayed sites and/or through future demand (e.g. Dinton Recreation Ground and Duchy Manor).</li> <li>◀ Look to secure tenure for Fonthill Park CC at Stop Lane through a long term agreement.</li> </ul>

Site ID	Site	Postcode	Sport	Management	Current status	Recommended actions	Partners	Site hierarchy tier	Priority	Timescales	Cost	Aim
36	Bishopstone Recreation Ground	SP5 4DF	Football (Recreational)	Council	One adult pitch not actively marked with a one set of posts. Used for recreational demand.	Explore the feasibility of bringing the pitch back into use (and improve quality) for affiliated demand from the community.	FA, FF, WFA	Local	L	L	L	Protect Enhance
62	Castle Meadow Playing Field	SP2 0HG	Football	Wilton Town Council	One poor quality adult pitch that has spare capacity discounted due to poor pitch quality. The site is serviced with poor quality ancillary facilities.	Consider potential rationalisation of provision to contribute to a hub site. If not feasible improve pitch quality with enhanced levels of maintenance.	FA, FF, WFA, Town Council	Local	L	L	L	Protect Enhance
62	Castle Meadow Playing Field	SP2 0HG	Cricket	Wilton Town Council	A standalone NTP.	Sustain quality with appropriate maintenance based on levels of demand.	ECB, WCB, Parish Council	Local	L	L	L	Protect
64	Chalke Valley Sports Centre	SP5 5DX	Football (Disused)	Council	One disused adult pitch with the site currently actively used for cricket.	Explore potential of bringing site back into use for football, providing cricket is not adversely affected.	FA, FF, WFA	Local	L	M	L	Protect
64	Chalke Valley Sports Centre	SP5 5DX	Cricket	Council	A standalone NTP.	Sustain quality with appropriate maintenance based on levels of demand.	ECB, WCB	Local	L	L	L	Protect
106	Dinton Recreation Ground	SP3 5HH	Cricket	Sports Club	A good quality eight wicket grass square accompanied by an NTP. Square has spare capacity to accommodate additional demand. Used by Dinton CC.	Sustain square quality with appropriate maintenance. Look to utilise spare capacity to accommodate future demand/alleviate shortfalls on other sites.	ECB, WCB, Sports Club	Local	L	S	L	Protect
106	Dinton Recreation Ground	SP3 5HH	Rugby Union (Disused)	Sports Club	One disused senior pitch which now just has a solitary set of posts and no line markings. However, the site is still actively used for cricket.	Explore feasibility of bringing the playing field back into use given local shortfalls and ensure replacement provision is provided in line with national planning policy should a proposal come forward that will result in permanent loss.	RFU, Sports Club	Local	L	L	L	Protect
107	Donhead Sports Club	SP7 0PL	Football	Sports Club	One poor quality adult pitch that has spare capacity discounted due to poor pitch quality.	Improve quality to establish actual spare capacity for clubs.	FA, FF, WFA, Sports Club	Local	M	S	L	Protect Enhance
107	Donhead Sports Club	SP7 0PL	Cricket	Sports Club	A standalone NTP.	Sustain quality with appropriate maintenance based on levels of demand.	ECB, WCB, Sports Club	Local	L	L	L	Protect
113	Duchy Manor	BA12 6EW	Football	Mere Town Council	One youth 11v11 pitch and one mini 7v7 pitch, both of which are poor quality and have spare capacity discounted due to poor pitch quality.	Consider potential rationalisation of provision to contribute to a hub site. If not feasible improve pitch quality with enhanced levels of maintenance.	FA, FF, WFA, Town Council	Local	L	L	L	Protect Enhance
113	Duchy Manor	BA12 6EW	Cricket	Mere Town Council	A standard quality nine wicket square that has spare capacity to accommodate additional demand. Square is accompanied by a NTP and is used by Mere CC and Kilmington & Stourton CC.	Sustain square quality with appropriate maintenance. Look to utilise spare capacity to accommodate future demand/alleviate shortfalls on other sites.	ECB, WCB, Town Council	Local	L	S	L	Protect

Site ID	Site	Postcode	Sport	Management	Current status	Recommended actions	Partners	Site hierarchy tier	Priority	Timescales	Cost	Aim
166	Kilmington & Stourton Cricket Club	BA12 6QF	Cricket	Sports Club	A good quality square with ten wickets accompanied an NTP. Square has spare capacity for additional demand. Site has poor quality practice facilities.	Sustain square quality with appropriate maintenance. Look to utilise spare capacity to accommodate future demand/alleviate shortfalls on other sites. Explore options to improve poor quality practice provision.	ECB, WCB, Sports Club	Local	L	S	L	Protect
178	Langford Recreation Ground	SP3 4ND	Cricket	Sports Club	A good quality square with 12 wickets that has spare capacity to accommodate additional demand. Used by Steeple Langford CC which aspires to improve poor quality ancillary provision. The Club suggests this could be a replacement of its current provision.	Sustain square quality with appropriate maintenance. Look to utilise spare capacity to accommodate future demand/alleviate shortfalls on other sites. Explore options to improve poor quality ancillary provision.	ECB, WCB, Sports Club	Local	M	M	M-H	Protect Enhance
206	Mere Peace Memorial Sports & Recreation Ground	BA12 6EP	Football	Council	One poor quality adult pitch and one standard quality youth 9v9 pitch. The former is overplayed by one match equivalent session per week, whilst the latter has actual spare capacity amounting to one match equivalent session per week. The site is serviced with poor quality ancillary facilities.	Improve quality to alleviate overplay where it exists. Utilise actual spare capacity where it exists, via the transfer of demand from overplayed sites or via future demand. Explore feasibility of improving the site's ancillary provision.	FA, FF, WFA	Local	M	M	M	Protect Enhance
218	Netherhampton Road	SP2 8NP	Football	Council	Two standard quality adult pitches (over marked by youth pitches) and home to Salisbury Town Youth FC. Overplayed by two match equivalent sessions per week. Accompanied by good quality ancillary provision.	Support the Sports Association with the Home Advantage Programme bid and Community Asset Transfer to secure tenure. Upgrade ancillary facilities and improve pitch quality to alleviate overplay.	FA, FF, WFA	Local	H	L	H	Protect Enhance Provide
218	Netherhampton Road	SP2 8NP	Rugby Union	Council	One standard quality senior pitch. Pitch has actual spare capacity. Accompanied by good quality ancillary provision.	Support the Sports Association with the Home Advantage Programme bid and Community Asset Transfer to secure tenure. Improve pitch quality with enhanced levels of maintenance. Look to improve ancillary provision offer onsite.	RFU Council	Local	M	M	L	Protect Enhance
231	Oneschool Global UK Salisbury Campus	SP2 0JE	Football	Education	Two youth 9v9 pitches and one mini 5v5 pitch, both of which are poor quality and unavailable for community use.	Improve quality and explore community use options.	FA, FF, WFA, Education	Local	L	S	L	Protect Enhance
263	Sandroyd School	SP5 5QD	Football	Education	Two good quality youth 11v11 pitches that are unavailable for community use.	Explore community use options.	FA, FF, WFA, Education	Local	L	S	L	Protect

**WILTSHIRE COUNCIL  
PLAYING PITCH STRATEGY**

Site ID	Site	Postcode	Sport	Management	Current status	Recommended actions	Partners	Site hierarchy tier	Priority	Timescales	Cost	Aim
263	Sandroyd School	SP5 5QD	Cricket	Education	Three good quality grass cricket squares none of which are available for community use.	Sustain quality as appropriate to meet curricular and extracurricular demand.	ECB, WCB, Education	Local	L	L	L	Protect
263	Sandroyd School	SP5 5QD	Hockey	Education	One smaller size pitch that is available for community use but is without sports lighting.	Explore sports lighting potential.	EH, Education	Local	L	S	L	Protect Enhance
344	Tisbury Lower Recreation Ground	SP3 6JR	Football	Sports Club	One standard quality adult pitch.	Sustain quality.	FA, FF, WFA, Sports Club	Local	L	L	L	Protect
382	Zeals Recreation Ground	BA12 6LL	Football (Recreational)	Council	One youth 11v11 pitch not actively marked with a set of posts. Used for recreational demand.	Explore the feasibility of bringing the pitch back into use (and improve quality) for affiliated demand from the community.	FA, FF, WFA	Local	L	L	L	Protect Enhance
385	Cleeves Farm, Chilmark	SP3 5AY	Cricket	Unknown	A standard quality square with four wickets played to capacity. Used by Chilmark CC.	Improve square quality with enhanced levels of maintenance.	ECB, WCB	Local	L	S	L	Protect Enhance
386	Stop Lane	SP3 6EZ	Cricket	Private	A good quality square with nine wickets. Unsecure tenure means there is no additional capacity. Annually rented by Fonthill Park CC.	Sustain quality with appropriate maintenance. Look to secure long term tenure for Fonthill Park CC.	ECB, WCB, Private	Local	M	S	L	Protect Provide
395	Chalke Valley Cricket Club	SP5 5BA	Cricket	Sports Club	One standard quality grass square with five wickets accompanied by and NTP. Site also has a standalone NTP. The grass square is overplayed by eight match equivalent sessions.	Improve square quality with enhanced levels of maintenance on order to alleviate overplay.	ECB, WCB, Sports Club	Local	M	S	L	Protect Enhance
-	Compton Chamberlayne Cricket Field	-	Cricket (Disused)	Council	Compton Chamberlayne Cricket Field is a disused site that previously contained eight grass wickets. It has not been maintained for cricket since circa 2011.	Explore feasibility of bringing the playing field back into use given local shortfalls and ensure replacement provision is provided in line with national planning policy should a proposal come forward that will result in permanent loss.	ECB, WCB	Local	L	L	L	Protect
-	Fovant Cricket Club	-	Cricket (Disused)	Council	Fovant Cricket Club is an entirely disused site that is under private ownership and now maintained as private gardens. The site previously provided an eight wicket square and was last maintained for cricket in 2014.	Explore feasibility of bringing the playing field back into use given local shortfalls and ensure replacement provision is provided in line with national planning policy should a proposal come forward that will result in permanent loss.	ECB, WCB	Local	L	L	L	Protect

# WILTSHIRE COUNCIL PLAYING PITCH STRATEGY

## AREA 14 – SOUTHERN WILTSHIRE

Sport	Pitch/facility type	Current supply/ demand balance	Future supply/ demand balance
Football	Adult	8 match equivalent sessions	8.5 match equivalent sessions
Football	Youth 11v11	0.5 match equivalent sessions	0.5 match equivalent sessions
Football	Youth 9v9	3 match equivalent sessions	3 match equivalent sessions
Football	Mini 7v7	1 match equivalent session	1 match equivalent session
Football	Mini 5v5	1.5 match equivalent sessions	1.5 match equivalent sessions
3G	11v11	1.5 pitches	1.5 pitches
Cricket	Saturday	At capacity	At capacity
Cricket	Sunday	10 match equivalent sessions	10 match equivalent sessions
Cricket	Midweek	12 match equivalent sessions	12 match equivalent sessions
Rugby union	Senior	At capacity	At capacity
Rugby league	Senior	At capacity	At capacity
Hockey	Full size	At capacity	At capacity

### Priority recommendations

Sport	Headline findings
<b>Football</b>	<ul style="list-style-type: none"> <li>◀ Protect provision.</li> <li>◀ Improve pitch quality to reduce/alleviate overplay at sites (e.g. at Alderbury Football Club, Barry's Field, Brian White Head Sports &amp; Social Club, Laverstock &amp; Ford Sports Club, Nunton Recreation Ground and Redlynch Recreation Ground).</li> <li>◀ Improve ancillary facilities where required.</li> </ul>
<b>3G pitches</b>	<ul style="list-style-type: none"> <li>◀ Look to provide suitable provision to cater for demand within the area, exploring the feasibility to develop a 11v11 3G at either Alderbury Football Club and Barry's Field.</li> </ul>
<b>Rugby union</b>	<ul style="list-style-type: none"> <li>◀ Protect provision.</li> </ul>
<b>Rugby league</b>	<ul style="list-style-type: none"> <li>◀ N/A</li> </ul>
<b>Hockey</b>	<ul style="list-style-type: none"> <li>◀ N/A</li> </ul>
<b>Cricket</b>	<ul style="list-style-type: none"> <li>◀ Protect provision.</li> <li>◀ Support ancillary development plans/improvements (e.g. Coronation Field (Farley) and Redlynch Recreation Ground).</li> <li>◀ Explore opportunities to utilise actual spare capacity via the transfer of demand from overplayed sites and/or through future demand (e.g. at Coronation Field (Farley) and Redlynch Recreation Ground).</li> </ul>

Site ID	Site	Postcode	Sport	Management	Current status	Recommended actions	Partners	Site hierarchy tier	Priority	Timescales	Cost	Aim
3	Alderbury Football Club	SP5 3BD	Football/ 3G	Sports Club	One adult pitch, two youth 9v9 pitches, two mini 7v7 pitches and one mini 5v5 pitch, all of which are standard quality. The adult pitch is overplayed by one match equivalent session per week, whilst the remaining pitches have actual spare capacity amounting to three match equivalent sessions per week. Alderbury FC reports that it has recently been undertaking the development of a new clubhouse at Alderbury Football Club. However, the development has not been completed due to a number of reasons, with these mainly down to funding.	Consider transferring demand to sites with actual spare capacity or improving the pitch quality to alleviate overplay where it exists. Utilise actual spare capacity where it exists, via the transfer of demand from overplayed sites or via future demand. Support the Club in its plans for ancillary facility development. Explore the opportunity to develop a 11v11 3G pitch onsite.	FA, FF, WFA, Sports Club	Local	H	M	H	Protect Enhance Provide
24	Barrys Field	SP5 1RL	Football/ 3G	Sports Club	One adult pitch, one youth 9v9 pitch, two mini 7v7 pitches and two mini 5v5 pitches, all of which are poor quality. Two youth 11v11 pitches, one mini 7v7 pitch and one mini 5v5 pitch, all of which are standard quality. One good quality youth 9v9 pitch. One of the youth 9v9 pitches and one of the mini 5v5 pitches have actual spare capacity amounting to 1.5 match equivalent sessions per week. The youth 11v11 pitches are overplayed by 0.5 match equivalent sessions per week.	Consider transferring demand to sites with actual spare capacity or improving the pitch quality to alleviate overplay where it exists. Utilise actual spare capacity where it exists, via the transfer of demand from overplayed sites or via future demand. Explore the opportunity to develop a 11v11 3G pitch onsite.	FA, FF, WFA, Sports Club	Key Centre	H	L	H	Protect Enhance Provide
24	Barrys Field	SP5 1RL	Cricket (Disused)	Sports Club	Barry's Field Sports Ground ceased providing cricket in 2017 but previously accommodated at nine wicket square.	Explore feasibility of bringing the playing field back into use given local shortfalls and ensure replacement provision is provided in line with national planning policy should a proposal come forward that will result in permanent loss.	ECB, WCB, Sports Club	Key Centre	L	L	L	Protect
49	Brian White Head Sports & Social Club	SP5 3NH	Football	Sports Club	One poor quality adult pitch that is overplayed by 3.5 match equivalent sessions per week. The site is home to Downton FC (Step 5).	Improve quality to alleviate overplay. Ensure the site meets the minimum requirements to progress through the football pyramid.	FA, FF, WFA, Sports Club	Local	M	S	L	Protect Enhance



Site ID	Site	Postcode	Sport	Management	Current status	Recommended actions	Partners	Site hierarchy tier	Priority	Timescales	Cost	Aim
84	Coronation Field (Farley)	SP5 1AH	Cricket	Sports Club	A good quality eight wicket square that has capacity to accommodate additional demand. Leased to Farley CC which reports onsite ancillary provision to be inadequate. The Club is hoping to secure funding to upgrade the facilities.	Sustain square quality with appropriate maintenance. Assist the Club, where possible, in securing funding to improve its ancillary provision.	ECB, WCB, Sports Club	Local	M	M	M	Protect Enhance
112	DSTL Porton Down	SP4 0JQ	Football	MOD	One standard quality adult pitch that is unavailable for community use.	Explore community use options.	FA, FF, WFA, MOD	Local	L	S	L	Protect
139	Greentrees Primary School (Junior Site)	SP1 3PG	Football	Education	Two poor quality mini 5v5 pitches that are unavailable for community use.	Improve quality to better accommodate curricular and extra-curricular demand.	FA, FF, WFA, Education	Local	L	S	L	Protect Enhance
177	Landford Recreation Ground	SP5 2AJ	Football (Disused)	Landford Parish Council	One disused youth 11v11 pitch with the site currently actively used for cricket.	Explore feasibility of bringing the playing field back into use given local shortfalls and ensure replacement provision is provided in line with national planning policy should a proposal come forward that will result in permanent loss.	FA, FF, Parish Council	Local	L	L	L	Protect Enhance
177	Landford Recreation Ground	SP5 2AJ	Cricket	Landford Parish Council	A standalone NTP.	Sustain quality with appropriate maintenance based on levels of demand.	ECB, WCB, Parish Council	Local	L	L	L	Protect
181	Laverstock & Ford Sports Club	SP1 1QX	Football	Sports Club	One adult pitch and one youth 9v9 pitch, both of which are standard quality. The former is overplayed by 1.5 match equivalent sessions per week, whilst the latter has actual spare capacity amounting to one match equivalent session per week. The site is home to Laverstock & Ford FC (Step 5).	Consider transferring demand to sites with actual spare capacity or improving the pitch quality to alleviate overplay. Ensure the site meets the minimum requirements to progress through the football pyramid.	FA, FF, WFA, Sports Club	Local	M	S	L	Protect Enhance
220	Nomansland Recreation Ground	SP5 2BY	Football	Community Organisation	One mini 7v7 pitch and one mini 5v5 pitch, both of which are poor quality and have actual spare capacity discounted due to poor pitch quality. The site is serviced with poor quality ancillary facilities.	Improve quality to establish actual spare capacity. Explore feasibility of improving the site's ancillary provision.	FA, FF, WFA, Community Organisation	Local	M	M	M	Protect Enhance
225	Nunton Recreation Ground	SP5 4HZ	Football	Sports Club	One poor quality adult pitch that is overplayed by 1.5 match equivalent sessions per week. The site is serviced with poor quality ancillary facilities. Downton Youth FC aspires refurbish the clubhouse and its toilets.	Improve quality to establish actual spare capacity. Explore feasibility of improving the site's ancillary provision via the Club's aspirations.	FA, FF, WFA, Sports Club	Local	M	M	M	Protect Enhance
239	Pitton C of E Primary School	SP5 1DT	Football	Education	Two poor quality mini 5v5 pitches that are unavailable for community use.	Improve quality to better accommodate curricular and extra-curricular demand.	FA, FF, WFA, Education	Local	L	S	L	Protect Enhance

Site ID	Site	Postcode	Sport	Management	Current status	Recommended actions	Partners	Site hierarchy tier	Priority	Timescales	Cost	Aim
254	Redlynch Recreation Ground	SP5 2LN	Football	Redlynch Playing Field Association	Two poor quality adult pitches that are overplayed by 0.5 match equivalent sessions per week. The site is serviced with poor quality ancillary facilities.	Improve quality to alleviate overplay. Explore feasibility of improving the site's ancillary provision.	FA, FF, WFA, Redlynch Playing Field Association	Local	M	M	M	Protect Enhance
254	Redlynch Recreation Ground	SP5 2LN	Cricket	Redlynch Playing Field Association	A standard quality square with 14 grass wickets accompanied by an NTP. Rented annually by Redlynch & Hale CC. The Club aspires to install hybrid wickets and improve changing facilities.	Sustain square quality with appropriate maintenance. Assist the Club, where possible, with its plans for hybrid wickets and improvements to changing rooms.	ECB, WCB, Redlynch Playing Field Association	Local	M	M	M	Protect Enhance
260	Salisbury Football Club	SP4 6PU	Football	Sports Club	One standard quality adult pitch. The pitch is home to Salisbury FC (Step 3).	Improve quality. Ensure the site meets the minimum requirements to progress through the football pyramid.	FA, FF, WFA, Sports Club	Local	M	S	L	Protect Enhance
289	St Andrews C of E Primary School	SP1 1QX	Football	Education	Two poor quality youth 11v11 pitches that are unavailable for community use.	Improve quality and explore community use options.	FA, FF, WFA, Education	Local	L	S	L	Protect Enhance
337	The Trafalgar School at Downton	SP5 3HN	Football	Education	Two adult pitches and two mini 7v7 pitches, all of which are poor quality and unavailable for community use.	Improve quality and explore community use options.	FA, FF, WFA, Education	Local	L	S	L	Protect Enhance
337	The Trafalgar School at Downton	SP5 3HN	Cricket	Education	One standalone NTP that's not available for community use.	Sustain quality as appropriate and retain as current use.	ECB, WCB, Education	Local	L	L	L	Protect
337	The Trafalgar School at Downton	SP5 3HN	Rugby Union	Education	One poor quality senior pitch unavailable for community use.	Improve quality with enhanced levels of maintenance for continued school use.	RFU, Education	Local	L	L	L	Protect Enhance
371	Whiteparish Memorial Ground	SP5 2SU	Football	Whiteparish Parish Council	One poor quality adult pitch that has spare capacity discounted due to poor pitch quality.	Improve quality to establish actual spare capacity.	FA, FF, WFA, Parish Council	Local	M	S	L	Protect Enhance
371	Whiteparish Memorial Ground	SP5 2SU	Cricket	Whiteparish Parish Council	A good quality square with six wickets that does not have capacity to accommodate additional demand. Leased on an annual basis to Whiteparish CC.	Sustain quality with appropriate maintenance.	ECB, WCB, Sports Club	Local	L	L	L	Protect
378	Winterbourne Earls CE Primary School	SP4 6HA	Football	Education	One poor quality mini 7v7 pitch that is unavailable for community use.	Improve quality to better accommodate curricular and extra-curricular demand.	FA, FF, WFA, Education	Local	L	S	L	Protect Enhance
393	Portway	SP4 6JL	Cricket	Sports Club	A good quality square with nine wickets. Used by Winterbourne CC.	Sustain square quality with appropriate maintenance.	ECB, WCB, Sports Club	Local	L	L	L	Protect

# WILTSHIRE COUNCIL PLAYING PITCH STRATEGY

## AREA 15 - TIDWORTH

Sport	Pitch/facility type	Current supply/ demand balance	Future supply/ demand balance
Football	Adult	1.5 match equivalent sessions	1.5 match equivalent sessions
Football	Youth 11v11	At capacity	At capacity
Football	Youth 9v9	0.5 match equivalent sessions	0.5 match equivalent sessions
Football	Mini 7v7	At capacity	At capacity
Football	Mini 5v5	At capacity	At capacity
3G	11v11	At capacity	At capacity
Cricket	Saturday	3 match equivalent sessions	3 match equivalent sessions
Cricket	Sunday	3 match equivalent sessions	3 match equivalent sessions
Cricket	Midweek	5 match equivalent sessions	5 match equivalent sessions
Rugby union	Senior	At capacity	At capacity
Rugby league	Senior	At capacity	At capacity
Hockey	Full size	At capacity	At capacity

### Priority recommendations

Sport	Headline findings
<b>Football</b>	<ul style="list-style-type: none"> <li>◀ Protect provision.</li> <li>◀ Improve pitch quality to reduce/alleviate overplay at sites (e.g. at Ludgershall Sports &amp; Social Club Football Ground and Tidworth Town Football Club Home Ground ).</li> <li>◀ Improve ancillary facilities where required.</li> <li>◀ Seek to provide security of tenure for clubs, enabling actual spare capacity (e.g. at Somme Road - Aspire Defence Ground and Tidworth Oval).</li> </ul>
<b>3G pitches</b>	<ul style="list-style-type: none"> <li>◀ Protect provision.</li> <li>◀ Resurface pitch to improve quality and protect for long-term usage (e.g. at The Wellington Academy).</li> <li>◀ Ensure a sinking fund is in place for long-term sustainability (e.g. at The Wellington Academy and Tidworth Oval).</li> </ul>
<b>Rugby union</b>	<ul style="list-style-type: none"> <li>◀ Protect provision.</li> </ul>
<b>Rugby league</b>	<ul style="list-style-type: none"> <li>◀ N/A</li> </ul>
<b>Hockey</b>	<ul style="list-style-type: none"> <li>◀ Protect provision.</li> <li>◀ Look to secure access through a community use agreement at Tidworth Oval for Salisbury HC to establish long term security of tenure.</li> </ul>
<b>Cricket</b>	<ul style="list-style-type: none"> <li>◀ Protect provision.</li> <li>◀ Transfer demand to sites with actual spare capacity to alleviate overplay (e.g. at King George V Playing Field (Lower Chute)).</li> <li>◀ Improve quality of squares to alleviate overplay (e.g. at Collingbourne Ducis Recreation Ground).</li> <li>◀ Seek to alleviate overplay via the installation of an NTP or Hybrid wickets (e.g. Collingbourne Ducis Recreation Ground).</li> <li>◀ Explore opportunities to utilise actual spare capacity via the transfer of demand from overplayed sites and/or through future demand (e.g. at King George V Playing Field (Lower Chute)).</li> </ul>

Site ID	Site	Postcode	Sport	Management	Current status	Recommended actions	Partners	Site hierarchy tier	Priority	Timescales	Cost	Aim
16	Arcot Road (Aspire Defence Ground)	SP9 7AH	Football	MOD	Four standard quality adult pitches that are unavailable for community use.	Explore community use options.	FA, FF, WFA, MOD	Local	L	S	L	Protect
16	Arcot Road (Aspire Defence Ground)	SP9 7AH	Rugby Union	MOD	One standard quality senior pitch unavailable for continued use.	Improve pitch quality with enhanced levels of maintenance for continued MOD use.	RFU, MOD	Local	L	L	L	Protect Enhance
82	Collingbourne Ducis Recreation Ground	SN8 3UH	Football (Recreational)	Collingbourne Ducis Parish Council	One youth 11v11 pitch not actively marked with a set of posts. Used for recreational demand. Site actively used for cricket.	Explore the feasibility of bringing the pitch back into use (and improve quality) for affiliated demand from the community.	FA, FF, WFA, Parish Council	Local	L	L	L	Protect Enhance
82	Collingbourne Ducis Recreation Ground	SN8 3UH	Cricket	Collingbourne Ducis Parish Council	A standard quality seven wicket square accompanied by an NTP. Square is overplayed by 23 match equivalent sessions, Collingbourne CC reports the square has reduced in quality along with poor quality practice provision.	Improve square quality with enhanced levels of maintenance. Explore options to improve practice provision.	ECB, WCB, Parish Council	Local	M	S	L-M	Protect Enhance
167	King George V Playing Field (Lower Chute)	SP11 9DU	Football (Disused)	Chute Forest Parish Council	A disused youth 9v9 pitch, two mini 7v7 pitch and two mini 5v5 pitches with the site currently actively used for cricket.	Explore feasibility of bringing the playing field back into use given local shortfalls and ensure replacement provision is provided in line with national planning policy should a proposal come forward that will result in permanent loss.	FA, FF, WFA, Parish Council	Local	L	L	L	Protect Enhance
167	King George V Playing Field (Lower Chute)	SP11 9DU	Cricket	Chute Forest Parish Council	A standard quality seven wicket square with spare capacity to accommodate additional demand. Used by Chute CC.	Sustain square quality with appropriate maintenance. Look to utilise spare capacity to accommodate future demand/alleviate shortfalls on other sites.	ECB, WCB, Parish Council	Local	L	S	L	Protect
191	Ludgershall Sports & Social Club Football Ground	SP11 9QE	Football	Sports Club	One poor quality adult pitch that is overplayed by one match equivalent session per week. The site is home to Ludgershall Sports FC (Regional Feeder League).	Improve quality to alleviate overplay. Ensure the site meets the minimum requirements to progress through the football pyramid.	FA, FF, WFA, Sports Club	Local	M	S	L	Protect Enhance
280	Somme Road - Aspire Defence Ground	SP11 9LS	Football	MOD	One standard quality adult pitch that is unavailable for community use.	Explore community use options.	FA, FF, WFA, MOD	Local	L	S	L	Protect
318	Swinton Barracks	SP11 9LQ	Football	MOD	One standard quality adult pitch that is unavailable for community use.	Explore community use options.	FA, FF, WFA, MOD	Local	L	S	L	Protect
318	Swinton Barracks	SP11 9LQ	3G	MOD	One 11v11 3G pitch and two smaller size 3G pitches, all of which are unavailable for community use and no sports lighting. The smaller size pitches have exceeded their lifespans and thus require resurfacing.	Resurface pitch to improve quality for private use and ensure a sinking fund is in place for long-term sustainability. Explore community use options.	FA, FF, WFA, MOD	Local	H	S	H	Protect Enhance Provide

Site ID	Site	Postcode	Sport	Management	Current status	Recommended actions	Partners	Site hierarchy tier	Priority	Timescales	Cost	Aim
319	Tedworth Park Polo Club (Andover Site)	SP11 9LS	Football	MOD	One standard quality adult pitch that is unavailable for community use.	Explore community use options.	FA, FF, WFA, MOD	Local	L	S	L	Protect
320	Tedworth Park Polo Club (Tidworth Site)	SP9 7AH	Rugby Union	MOD	One standard quality senior pitch unavailable for continued use.	Improve pitch quality with enhanced levels of maintenance for continued MOD use.	RFU, MOD	Local	L	L	L	Protect Enhance
340	The Wellington Academy	SP11 9RR	Football	Education	One standard quality adult pitch that is unavailable for community use.	Explore community use options.	FA, FF, WFA, Education	Local	L	S	L	Protect
340	The Wellington Academy	SP11 9RR	3G	Education	One poor quality 11v11 3G pitch that is available for community use and is equipped with sports lighting. The pitch was installed in 2012 and thus has exceeded its 10-year recommended lifespan; plans exist for the resurfacing of the pitch.	Support plans to resurface pitch to improve quality and ensure a sinking fund is in place for long-term sustainability.	FA, FF, WFA, Education	Key Centre	H	S	H	Protect Enhance Provide
340	The Wellington Academy	SP11 9RR	Rugby Union (Disused)	Education	One disused senior pitch.	No action required	RFU, Education	Local	-	-	-	-
342	Tidworth Oval	SP9 7SB	Football	MOD	One standard quality adult pitch that is available for community use. The pitch has spare capacity discounted due to unsecure tenure.	Seek to provide a community use agreement, enabling actual spare capacity for clubs.	FA, FF, WFA, MOD	Local	M	S	L	Protect Enhance
342	Tidworth Oval	SP9 7SB	3G	MOD	One good quality World Rugby compliant 3G pitch that is available for community use and is equipped with sports lighting.	Sustain quality.	FA, FF, WFA, MOD	Key Centre	L	L	L	Protect
342	Tidworth Oval	SP9 7SB	Hockey	MOD	One good quality full size pitch that is available for community use and is equipped with sports lighting.	Sustain quality.	EH, MOD	Key Centre	L	L	L	Protect
343	Tidworth Town Football Club Homeground	SP9 7AN	Football	Sports Club	One standard quality adult pitch that is played to capacity. One adult pitch, one youth 9v9 pitch, one mini 7v7 pitch and one mini 5v5 pitch, all of which are poor quality. The poor quality adult pitch and the youth 9v9 pitch is overplayed by a combined total of one match equivalent session per week. The remaining pitches have actual spare capacity discounted due to poor pitch quality.	Improve quality to alleviate overplay and to establish actual spare capacity for clubs.	FA, FF, WFA, Sports Club	Local	M	S	L	Protect Enhance
383	Zouch Academy	SP9 7JF	Football	Education	One poor quality mini 7v7 pitch that is unavailable for community use.	Improve quality to better accommodate curricular and extra-curricular demand.	FA, FF, WFA, Education	Local	L	S	L	Protect Enhance

# WILTSHIRE COUNCIL PLAYING PITCH STRATEGY

## AREA 16 - TROWBRIDGE

Sport	Pitch/facility type	Current supply/ demand balance	Future supply/ demand balance
Football	Adult	2.5 match equivalent sessions	2.5 match equivalent sessions
Football	Youth 11v11	8 match equivalent sessions	8 match equivalent sessions
Football	Youth 9v9	0.5 match equivalent sessions	0.5 match equivalent sessions
Football	Mini 7v7	At capacity	At capacity
Football	Mini 5v5	At capacity	At capacity
3G	11v11	1.5 pitches	1.5 pitches
Cricket	Saturday	At capacity	At capacity
Cricket	Sunday	40 match equivalent sessions	40 match equivalent sessions
Cricket	Midweek	48 match equivalent sessions	48 match equivalent sessions
Rugby union	Senior	5.55 match equivalent sessions	5.55 match equivalent sessions
Rugby league	Senior	At capacity	At capacity
Hockey	Full size	At capacity	At capacity

### Priority recommendations

Sport	Headline findings
<b>Football</b>	<ul style="list-style-type: none"> <li>◀ Protect provision.</li> <li>◀ Improve pitch quality to reduce/alleviate overplay at sites (e.g. at Daykin Estates Ground and Studley Green Community Centre).</li> <li>◀ Improve ancillary facilities where required.</li> </ul>
<b>3G pitches</b>	<ul style="list-style-type: none"> <li>◀ Look to provide suitable provision to cater for demand within the area, exploring the feasibility to develop a 11v11 3G at John of Gaunt School and another venue within the Area.</li> </ul>
<b>Rugby union</b>	<ul style="list-style-type: none"> <li>◀ Protect provision.</li> <li>◀ Improve quality to eradicate overplay (e.g. at Trowbridge Rugby Club (Doric Park)).</li> </ul>
<b>Rugby league</b>	◀ N/A
<b>Hockey</b>	◀ N/A
<b>Cricket</b>	<ul style="list-style-type: none"> <li>◀ Protect provision.</li> <li>◀ Explore opportunities to utilise actual spare capacity via the transfer of demand from overplayed sites and/or through future demand (e.g. at Southwick Playing Field and Trowbridge Cricket Club).</li> </ul>

Site ID	Site	Postcode	Sport	Management	Current status	Recommended actions	Partners	Site hierarchy tier	Priority	Timescales	Cost	Aim
29	Bellefield Primary and Nursery School	BA14 8TE	Football	Education	Two poor quality mini 5v5 pitches, both of which are unavailable for community use.	Improve quality to better accommodate curricular and extra-curricular demand.	FA, FF, WFA, Education	Local	L	S	L	Protect Enhance
100	Daykin Estates Ground	BA14 0LZ	Football	Sports Club	One adult pitch, one youth 11v11 pitch, one youth 9v9 pitch and one mini 7v7 pitch, all of which are standard quality. The adult pitch has actual spare capacity amounting to 0.5 match equivalent sessions per week, whilst the youth 11v11 and youth 9v9 pitches are overplayed by a combined total of two match equivalent sessions per week. The site is home to Trowbridge Twon FC (Regional Feeder League).	Consider transferring demand to sites with actual spare capacity or improving the pitch quality to alleviate overplay where it exists. Utilise actual spare capacity where it exists, via the transfer of demand from overplayed sites or via future demand. Ensure the site meets the minimum requirements to progress through the football pyramid.	FA, FF, WFA, Sports Club	Local	M	S	M	Protect Enhance
152	Hilperton C of E Primary School	BA14 7SB	Football	Education	One poor quality mini 5v5 pitch that is unavailable for community use.	Improve quality to better accommodate curricular and extra-curricular demand.	FA, FF, WFA, Education	Local	L	S	L	Protect Enhance
153	Hilperton Village Hall	BA14 7RN	Football	Community Organisation	One poor quality adult pitch that is played to capacity.	Improve quality to establish actual spare capacity for clubs.	FA, FF, WFA, Community Organisation	Local	M	S	L	Protect Enhance
163	John of Gaunt School	BA14 9EH	Football/ 3G	Education	One adult pitch and one youth 9v9 pitch, both of which are poor quality and unavailable for community use.	Improve quality and explore community use options. Explore opportunity to provide a 3G pitch on site (potentially via conversion of the sand-based pitch).	FA, FF, WFA, Education	Local	H	S	H	Protect Enhance Provide
163	John of Gaunt School	BA14 9EH	Rugby Union	Education	Two poor quality senior pitches. Played to capacity due to curricular demand.	Improve pitch quality with enhanced levels of maintenance for curricular and extra curricular demand.	RFU, Education	Local	L	L	L	Protect Enhance
163	John of Gaunt School	BA14 9EH	Hockey	Education	One poor quality full size pitch that is available for community use and is equipped with sports lighting. The pitch has exceeded its 10-year recommended lifespan and thus requires resurfacing.	Explore the feasibility of converting the hockey suitable AGP to a full size 3G pitch. Any loss of hockey suitable provision would require agreed mitigation for hockey through relevant dialogue with NGBs and SE. Any development on site would need to secure long term tenure for community users.	EH, FA, FF, WFA, Education	Local	H	L	H	Protect Enhance Provide
222	North Bradley CE Primary School	BA14 0TA	Football	Education	Two poor quality mini 5v5 pitches that are unavailable for community use.	Improve quality to better accommodate curricular and extra-curricular demand.	FA, FF, WFA, Education	Local	L	S	L	Protect Enhance

Site ID	Site	Postcode	Sport	Management	Current status	Recommended actions	Partners	Site hierarchy tier	Priority	Timescales	Cost	Aim
223	North Bradley Peace Memorial Trust Recreation Ground	BA14 0SL	Football	Trust	One youth 9v9 pitch, one mini 7v7 pitch and two mini 5v5 pitches, all of which are poor quality. The youth 9v9 pitch has spare capacity discounted due to poor pitch quality, whilst the mini 7v7 pitch is played to capacity.	Improve quality to establish actual spare capacity for clubs.	FA, FF, WFA, Trust	Local	M	S	L	Protect Enhance
223	North Bradley Peace Memorial Trust Recreation Ground	BA14 0SL	Cricket (Disused)	Trust	North Bradley Peace Memorial Trust Recreation Ground previously accommodated an eight wicket grass square, with satellite imagery suggesting that it has not been maintained or utilised since circa 2005.	Explore feasibility of bringing the playing field back into use given local shortfalls and ensure replacement provision is provided in line with national planning policy should a proposal come forward that will result in permanent loss.	ECB, WCB, Trust	Local	L	L	L	Protect
272	Seymour Playing Fields	BA14 8LX	Football	Commercial	One poor quality adult pitch that has spare capacity discounted due to poor pitch quality. The site is serviced with poor quality ancillary facilities.	Improve quality to establish actual spare capacity for clubs. Explore feasibility of improving the site's ancillary provision.	FA, FF, WFA, Commercial	Local	M	M	M	Protect Enhance
284	Southwick Playing Field	BA14 9QN	Football	Community Organisation	One poor quality adult pitch that is played to capacity.	Improve quality to establish actual spare capacity for clubs.	FA, FF, WFA, Community Organisation	Local	M	S	L	Protect Enhance
284	Southwick Playing Field	BA14 9QN	Cricket	Community Organisation	A good quality square with ten wicket that has spare capacity to accommodate additional demand. Used by Beehive Southwick CC.	Sustain square quality with appropriate maintenance. Look to utilise spare capacity to accommodate future demand/alleviate shortfalls on other sites.	ECB, WCB, Community Organisation	Local	L	S	L	Protect
290	St Augustine's Catholic Technology College	BA14 9EN	Cricket	Education	One standalone NTP that's not available for community use.	Sustain quality as appropriate and retain as current use.	ECB, WCB, Education	Local	L	L	L	Protect
296	St Johns Catholic Primary School	BA14 9EA	Football	Education	Two poor quality mini 5v5 pitches, both of which are unavailable for community use.	Improve quality to better accommodate curricular and extra-curricular demand.	FA, FF, WFA, Education	Local	L	S	L	Protect Enhance
309	Stallards Recreation Ground	BA14 9AP	Football (Disused)	Council	Disused site which previously accommodated one adult pitch. Last actively marked out circa 2016.	Explore feasibility of bringing the playing field back into use given local shortfalls and ensure replacement provision is provided in line with national planning policy should a proposal come forward that will result in permanent loss.	FA, FF, WFA	Local	L	L	L	Protect Enhance
314	Studley Green Community Centre	BA14 9HA	Football	Council	One adult pitch and one youth 11v11 pitch, both of which are poor quality and overplayed by 9.5 match equivalent sessions per week.	Improve quality to alleviate overplay.	FA, FF, WFA	Local	M	S	L	Protect Enhance
323	The Clarendon Academy	BA14 0DJ	Football	Education	Two standard quality youth 11v11 pitches, both of which are unavailable for community use.	Improve quality and explore community use options.	FA, FF, WFA, Education	Local	L	S	L	Protect Enhance



Site ID	Site	Postcode	Sport	Management	Current status	Recommended actions	Partners	Site hierarchy tier	Priority	Timescales	Cost	Aim
323	The Clarendon Academy	BA14 0DJ	Cricket	Education	Two standalone NTPs that are not available for community use.	Sustain quality as appropriate and retain as current use.	ECB, WCB, Education	Local	L	L	L	Protect
323	The Clarendon Academy	BA14 0DJ	Rugby Union	Education	One poor quality senior pitch. Played to capacity due to curricular demand.	Improve pitch quality with enhanced levels of maintenance for curricular and extra curricular demand.	RFU, Education	Local	L	L	L	Protect Enhance
332	The Grove Recreation Ground	BA14 0JB	Football (Recreational)	Council	Site previously had two sets of goals which have since been removed (circa 2017). Can accommodate one adult pitch but has most recently been used as a youth 9v9.	Explore the feasibility of bringing the pitch back into use (and improve quality) for affiliated demand from the community.	FA, FF, WFA	Local	L	L	L	Protect Enhance
345	Trowbridge Rugby Club (Doric Park)	BA14 6JB	Rugby Union	Sports Club	Four standard quality senior pitches, of which one has sports lighting. All pitches are overplayed. Accompanied by good quality ancillary provision.	Improve pitch quality with enhanced levels of maintenance. Explore opportunity to add sports lighting to an additional pitch to spread training demand across pitches.	RFU, Sports Club	Local	M	M	M	Protect Enhance Provide
351	Walwayne Court School	BA14 9DU	Football	Education	One poor quality mini 5v5 pitch that is unavailable for community use.	Improve quality to better accommodate curricular and extra-curricular demand.	FA, FF, WFA, Education	Local	L	S	L	Protect Enhance
361	West Ashton C of E Primary School	BA14 6AZ	Football	Education	One poor quality mini 5v5 pitch that is unavailable for community use.	Improve quality to better accommodate curricular and extra-curricular demand.	FA, FF, WFA, Education	Local	L	S	L	Protect Enhance
397	Trowbridge Cricket Club	BA14 8PX	Cricket	Sports Club	A good quality square with 17 wickets that has spare capacity to accommodate additional demand. It should be noted that there is a parcel of land adjacent to Trowbridge Cricket Club which previously accommodate a second square on the site. This playing field land was partially built upon in 2016 to provide for the development of Trowbridge Health Centre, however, a section of the land still remains disused.	Sustain square quality with appropriate levels of maintenance.	ECB, WCB, Sports Club	Local	M	L	L	Protect

# WILTSHIRE COUNCIL PLAYING PITCH STRATEGY

## AREA 17 - WARMINSTER

Sport	Pitch/facility type	Current supply/ demand balance	Future supply/ demand balance
Football	Adult	At capacity	At capacity
Football	Youth 11v11	At capacity	At capacity
Football	Youth 9v9	1 match equivalent session	1 match equivalent session
Football	Mini 7v7	At capacity	At capacity
Football	Mini 5v5	At capacity	At capacity
3G	11v11	0.5 pitches	0.5 pitches
Cricket	Saturday	40 match equivalent sessions	40 match equivalent sessions
Cricket	Sunday	60 match equivalent sessions	60 match equivalent sessions
Cricket	Midweek	90 match equivalent sessions	90 match equivalent sessions
Rugby union	Senior	1 match equivalent session	1 match equivalent session
Rugby league	Senior	At capacity	At capacity
Hockey	Full size	At capacity	At capacity

### Priority recommendations

Sport	Headline findings
<b>Football</b>	<ul style="list-style-type: none"> <li>◀ Protect provision.</li> <li>◀ Improve pitch quality to reduce/alleviate overplay at sites (e.g. at Princecroft Primary School and Warminster Town Football Club).</li> <li>◀ Improve ancillary facilities where required and provide ancillary facilities at sites that are currently without (e.g. at New Close Primary School, Princecroft Primary School and Kingdown School Playing Field).</li> <li>◀ Seek to provide security of tenure for clubs, enabling actual spare capacity (e.g. at Land Warfare Centre (Site 1) and Kingdown School Playing Field).</li> </ul>
<b>3G pitches</b>	<ul style="list-style-type: none"> <li>◀ Protect provision.</li> <li>◀ Support aspirations to provide an additional 11v11 pitch given the large shortfalls further exploration into which site this should be located at is required, the development of a pitch needs to meet national and local planning policy.</li> </ul>
<b>Rugby union</b>	<ul style="list-style-type: none"> <li>◀ Protect provision.</li> <li>◀ Look to provide improved ancillary provision (e.g. at Warminster Rugby Club (Folley Lane).</li> </ul>
<b>Rugby league</b>	◀ N/A
<b>Hockey</b>	<ul style="list-style-type: none"> <li>◀ Protect provision.</li> <li>◀ Resurface pitch to improve quality and protect for long-term hockey usage (e.g. at Knutsford Leisure Centre).</li> </ul>
<b>Cricket</b>	<ul style="list-style-type: none"> <li>◀ Protect provision.</li> <li>◀ Explore opportunities to utilise actual spare capacity via the transfer of demand from overplayed sites and/or through future demand (e.g. at Alexander Memorial Field, Land Warfare Centre, The Corsley War Memorial Playing Field and Warminster Cricket Club).</li> <li>◀ Look to secure tenure for Heytesbury and Sutton Veny CC at Heytesbury Park through a long term agreement.</li> </ul>

Site ID	Site	Postcode	Sport	Management	Current status	Recommended actions	Partners	Site hierarchy tier	Priority	Timescales	Cost	Aim
4	Alexander Memorial Field	BA12 7AP	Football	Trust	One adult pitch and two mini 5v5 pitches, all of which are poor quality and have spare capacity discounted due to poor pitch quality. The site is serviced with poor quality ancillary facilities.	Improve quality to establish actual spare capacity for clubs. Explore feasibility of improving the site's ancillary provision.	FA, FF, WFA, Trust	Local	M	M	M	Protect Enhance
4	Alexander Memorial Field	BA12 7AP	Cricket	Trust	A good quality ten wicket square that has spare capacity to accommodate additional demand. Used by Heytesbury and Sutton Veny CC for the start of the 2024 season. Site has poor quality changing rooms.	Sustain square quality with appropriate maintenance. Ensure any users have security of tenure on the site. Explore options, where possible, to improve the quality of ancillary provision.	ECB, WCB, Trust	Local	M	L	L-M	Protect
65	Chapmanslade Village Hall	BA13 4AP	Football (Recreational)	Unknown	One youth 11v11 pitch not actively marked with a set of posts. Used for recreational demand.	Explore the feasibility of bringing the pitch back into use (and improve quality) for affiliated demand from the community.	FA, FF, WFA	Local	L	L	L	Protect Enhance
78	Codford Village Hall & Playing Field	BA12 0PP	Football	Trust	One poor quality adult pitch that is played to capacity.	Improve quality to establish actual spare capacity for clubs.	FA, FF, WFA, Trust	Local	M	S	L	Protect Enhance
79	Cold Harbour Playing Fields	BA12 8PA	Rugby Union	Trust	Two standard quality senior pitches unavailable for community use.	Sustain pitch quality.	RFU, Trust	Local	L	L	L	Protect
149	Heytesbury Park	BA12 0HQ	Football (Disused)	Council	One adult pitch no longer used following Heytesbury FC relocation to a different site. Private landowner has now issued notice for both cricket and football club's onsite. Owner wishes to sell land for housing development.	Explore feasibility of bringing the playing field back into use given local shortfalls and ensure replacement provision is provided in line with national planning policy should a proposal come forward that will result in permanent loss.	FA, FF, WFA	Local	L	L	L	Protect Enhance
149	Heytesbury Park	BA12 0HQ	Cricket	Council	A good quality ten wicket square that has spare capacity discounted due to unsecure tenure. Used by Heytesbury & Sutton Veny CC which has a rolling annual agreement. Serviced by poor quality ancillary provision.	Sustain square quality with appropriate maintenance. Secure long term tenure for Heytesbury & Sutton Veny CC. Explore options, where possible, to improve poor quality ancillary provision.	ECB, WCB	Local	L	S	L-M	Protect Enhance
159	Horningsham Playing Fields	BA12 7LL	Football (Disused)	Horningsham Parish Council	One disused adult pitch with the site currently actively used for cricket.	Explore potential of bringing site back into use for football, providing cricket is not adversely affected.	FA, FF, WFA, Parish Council	Local	L	M	L	Protect
159	Horningsham Playing Fields	BA12 7LL	Cricket	Horningsham Parish Council	A good quality three wicket square accompanied by an NTP. Square has spare capacity for additional demand. Used by Horingsham CC.	Sustain square quality with appropriate maintenance. Look to utilise spare capacity to accommodate future demand/alleviate shortfalls on other sites.	ECB, WCB, Parish Council	Local	L	S	L	Protect
176	Land Warfare Centre (Site 1)	BA12 9DT	Football	MOD	Two good quality adult pitches that has spare capacity discounted due to unsecure tenure.	Seek to provide a community use agreement, to establish actual spare capacity for clubs.	FA, FF, WFA, MOD	Key Centre	M	S	L	Protect Enhance

Site ID	Site	Postcode	Sport	Management	Current status	Recommended actions	Partners	Site hierarchy tier	Priority	Timescales	Cost	Aim
176	Land Warfare Centre (Site 1)	BA12 9DT	Rugby Union	MOD	Two standard quality senior pitches unavailable for community use.	Sustain pitch quality for continued MOD use.	RFU, MOD	Key Centre	L	L	L	Protect
176	Land Warfare Centre (Site 1)	BA12 9DT	3G	MOD	One good quality 11v11 3G pitch that is available for community use and is equipped with sports lighting.	Sustain quality.	FA, FF, WFA, MOD	Key Centre	L	L	L	Protect
176	Land Warfare Centre (Site 1)	BA12 9DT	Cricket	MOD	A good quality six wicket square accompanied by an NTP. Square has spare capacity for additional demand and is used by Warminster CC and the MOD.	Sustain square quality with appropriate maintenance. Look to utilise spare capacity to accommodate future demand/alleviate shortfalls on other sites.	ECB, WCB, MOD	Key Centre	L	S	L	Protect
219	New Close Primary School	BA12 9JJ	Football	Education	One poor quality mini 7v7 pitch that is available for community use.	Improve quality to better accommodate curricular and extra-curricular demand.	FA, FF, WFA, Education	Local	L	S	L	Protect Enhance
240	Portway Playing Field	BA12 8RB	Football (Recreational)	Council	One mini 5v5 pitch not actively marked. Used for recreational demand.	Explore the feasibility of bringing the pitch back into use (and improve quality) for affiliated demand from the community.	FA, FF, WFA	Local	L	L	L	Protect Enhance
244	Princecroft Primary School	BA12 8NT	Football	Education	Two poor quality youth 9v9 pitches that are overplayed by one match equivalent session per week. The site is serviced with poor quality ancillary facilities.	Improve quality to alleviate overplay. Explore feasibility of improving the site's ancillary provision.	FA, FF, WFA, Education	Local	M	M	M	Protect Enhance
295	St Johns C of E Primary School	BA12 9JY	Football	Education	One poor quality mini 7v7 pitch that is unavailable for community use.	Improve quality to better accommodate curricular and extra-curricular demand.	FA, FF, WFA, Education	Local	L	S	L	Protect Enhance
326	The Corsley War Memorial Playing Field	BA12 7PJ	Football (Disused)	Trust	One disused mini 7v7 pitch with the site currently actively used for cricket.	Explore potential of bringing site back into use for football, providing cricket is not adversely affected.	FA, FF, WFA, Trust	Local	L	M	L	Protect
326	The Corsley War Memorial Playing Field	BA12 7PJ	Cricket	Trust	A good quality six wicket square accompanied by and NTP. Square has spare capacity to accommodate additional demand. Used by Corsley CC.	Sustain square quality with appropriate maintenance. Look to utilise spare capacity to accommodate future demand/alleviate shortfalls on other sites.	ECB, WCB, Trust	Local	L	S	L	Protect
353	Warminster Cricket Club	BA12 8LL	Cricket	Sports club	A good quality 14 wicket square that has spare capacity to accommodate additional demand. Owned by Warminster CC.	Sustain square quality with appropriate maintenance. Look to utilise spare capacity to accommodate future demand/alleviate shortfalls on other sites.	ECB, WCB, Sports Club	Local	L	S	L	Protect
354	Warminster Highbury Youth Football Club	BA12 9DG	Football	Sports Club	One standard quality adult pitch that has actual spare capacity amounting to one match equivalent session per week.	Utilise actual spare capacity where it exists, via the transfer of demand from overplayed sites or via future demand.	FA, FF, WFA, Sports Club	Local	L	S	L	Protect

Site ID	Site	Postcode	Sport	Management	Current status	Recommended actions	Partners	Site hierarchy tier	Priority	Timescales	Cost	Aim
355	Kingdown School	BA12 9DR	Football	Education	Two standard quality adult pitches that has spare capacity discounted due to unsecure tenure. The site is not serviced with poor quality ancillary facilities.	Improve quality to establish actual spare capacity for clubs. Explore feasibility of providing appropriate ancillary provision at the site.	FA, FF, WFA, Education	Key Centre	H	M	H	Protect Enhance Provide
355	Kingdown School	BA12 9DR	3G	Education	One poor quality 11v11 3G pitch that is available for community use and is equipped with sports lighting. The pitch has exceeded its 10-year recommended lifespan and thus requires resurfacing.	Resurface pitch to improve quality and ensure a sinking fund is in place for long-term sustainability.	FA, FF, WFA, Education	Key Centre	H	S	H	Protect Enhance Provide
356	Warminster Kingdown School Playing Field	BA12 9EZ	Football	Education	Two standard quality adult pitches, both of which have spare capacity discounted due to unsecure tenure. The site is serviced with poor quality ancillary facilities.	Seek to provide a community use agreement, to establish actual spare capacity for clubs. Explore feasibility of improving the site's ancillary provision.	FA, FF, WFA, Education	Local	M	M	M	Protect Enhance
357	Warminster Prep School	BA12 8JG	Cricket	Education	One standalone NTP that's not available for community use.	Sustain quality as appropriate and retain as current use.	ECB, WCB, Education	Local	L	L	L	Protect
357	Warminster Prep School	BA12 8JG	Rugby Union	Education	One poor quality junior pitch unavailable for community use.	Improve pitch quality with enhanced levels of maintenance for continued school use.	RFU, Education	Local	L	L	L	Protect Enhance
357	Warminster Prep School	BA12 8JG	Hockey	Education	One smaller size pitch that is unavailable for community use and is without sports lighting.	Retain for curricular and extra-curricular demand.	EH, Education	Local	L	L	L	Protect
358	Warminster Rugby Club (Folly Lane)	BA12 7RG	Rugby Union	Sports Club	Two standard quality senior pitches. Warminster RUFC reports that in recent years drainage on the pitches has started to decrease and pitches hold more water. Pitches have actual spare capacity. Accompanied by Standard quality ancillary provision.	Improve pitch quality through enhanced levels of maintenance. Explore opportunity to improve drainage onsite.	RFU, Sports club	Local	M	M	M	Protect Enhance
359	Warminster School	BA12 8PJ	Football	Education	Two adult pitches and one youth 11v11 pitch, both of which are good quality and unavailable for community use.	Explore community use options.	FA, FF, WFA, Education	Local	L	S	L	Protect
359	Warminster School	BA12 8PJ	Cricket	Education	One standalone NTP and one six wicket square that's not available for community use.	Sustain quality as appropriate and retain as current use.	ECB, WCB, Education	Local	L	L	L	Protect
359	Warminster School	BA12 8PJ	Hockey	Education	One good quality full size pitch that is available for community use and is equipped with sports lighting. Used by West Wilts HC but unavailable at weekends.	Sustain quality. Explore increase in access, particularly on weekends for match play.	EH, Education	Local	L	L	L	Protect

**WILTSHIRE COUNCIL  
PLAYING PITCH STRATEGY**

Site ID	Site	Postcode	Sport	Management	Current status	Recommended actions	Partners	Site hierarchy tier	Priority	Timescales	Cost	Aim
360	Warminster Town Football Club	BA12 9NS	Football	Sports Club	One poor quality adult pitch that is overplayed by one match equivalent session per week. The site is home to Warminster Town FC (Step 6).	Improve quality to alleviate overplay. Ensure the site meets the minimum requirements to progress through the football pyramid.	FA, FF, WFA, Sports Club	Local	M	S	L	Protect Enhance
380	Wylve Valley Church of England Voluntary Aided Primary School	BA12 0PN	Football	Education	One poor quality mini 7v7 pitch that is unavailable for community use.	Improve quality to better accommodate curricular and extra-curricular demand.	FA, FF, WFA, Education	Local	L	S	L	Protect Enhance

# WILTSHIRE COUNCIL PLAYING PITCH STRATEGY

## AREA 18 - WESTBURY

Sport	Pitch/facility type	Current supply/ demand balance	Future supply/ demand balance
Football	Adult	0.5 match equivalent sessions	0.5 match equivalent sessions
Football	Youth 11v11	0.5 match equivalent sessions	0.5 match equivalent sessions
Football	Youth 9v9	1 match equivalent session	1 match equivalent session
Football	Mini 7v7	At capacity	At capacity
Football	Mini 5v5	At capacity	At capacity
3G	11v11	0.5 pitches	0.5 pitches
Cricket	Saturday	12 match equivalent sessions	12 match equivalent sessions
Cricket	Sunday	12 match equivalent sessions	12 match equivalent sessions
Cricket	Midweek	12 match equivalent sessions	12 match equivalent sessions
Rugby union	Senior	At capacity	At capacity
Rugby league	Senior	At capacity	At capacity
Hockey	Full size	At capacity	At capacity

### Priority recommendations

Sport	Headline findings
<b>Football</b>	<ul style="list-style-type: none"> <li>◀ Protect provision.</li> <li>◀ Improve pitch quality to reduce/alleviate overplay at sites (e.g. at Redland Lane).</li> <li>◀ Improve ancillary facilities where required.</li> </ul>
<b>3G pitches</b>	<ul style="list-style-type: none"> <li>◀ Protect provision.</li> <li>◀ Support aspirations to provide an additional 11v11 pitch given the large shortfalls further exploration into which site this should be located at is required, the development of a pitch needs to meet national and local planning policy.</li> </ul>
<b>Rugby union</b>	<ul style="list-style-type: none"> <li>◀ Protect provision.</li> <li>◀ Improve quality to eradicate overplay (e.g. at Westbury Rugby Club).</li> </ul>
<b>Rugby league</b>	◀ N/A
<b>Hockey</b>	◀ N/A
<b>Cricket</b>	<ul style="list-style-type: none"> <li>◀ Protect provision.</li> <li>◀ Seek to alleviate overplay via the installation of an NTP or Hybrid wickets (e.g. Bratton Recreation Ground and Leighton Recreation Centre).</li> </ul>

Site ID	Site	Postcode	Sport	Management	Current status	Recommended actions	Partners	Site hierarchy tier	Priority	Timescales	Cost	Aim
48	Bratton Recreation Ground	BA13 4RF	Football	Bratton Parish Council	One adult pitch and one youth 11v11 pitch, both of which are good quality and have actual spare capacity amounting to one match equivalent session per week.	Utilise actual spare capacity where it exists, via the transfer of demand from overplayed sites or via future demand.	FA, FF, WFA, Parish Council	Local	M	S	L	Protect
48	Bratton Recreation Ground	BA13 4RF	Cricket	Bratton Parish Council	A good quality five wicket square with an NTP overplayed by three match equivalent sessions. Rolling annual agreement with Bratton CC and satellite centre for Trowbridge CC.	Sustain square quality with appropriate maintenance. Explore greater utilisation of onsite NTP to alleviate overplay. Support plans to improve ancillary provision and create practice nets.	ECB, WCB, Parish Council	Local	L	M	L	Protect
105	Dilton Marsh Playing Fields	BA13 4DZ	Football	Council	One adult pitch and one mini 5v5 pitch, both of which are poor quality and have spare capacity discounted due to poor pitch quality. The site is serviced with poor quality ancillary facilities.	Consider potential rationalisation of provision to contribute to a hub site. If not feasible improve pitch quality with enhanced levels of maintenance.	FA, FF, WFA	Local	L	L	L	Protect Enhance
120	Fairfield Farm College	BA13 4DL	3G	Education	One smaller size 3G pitch that is unavailable for community use and is without sports lighting.	Explore potential of providing sports lighting and enabling community access.	FA, FF, WFA, Education	Local	L	S	L	Protect
186	Leighton Recreation Centre	BA13 3PW	Cricket	Sports Club	A good quality 12 wicket square overplayed by nine match equivalent sessions. Leased to Westbury & District CC from Wiltshire Council. New lease currently being negotiated.	Sustain square quality with appropriate maintenance. Explore installing NTP/hybrid wickets in order to alleviate overplay. Ensure a new long term agreement is provided to Westbury & District CC for security of tenure.	ECB, WCB, Sports Club	Local	M	M	L-M	Protect Provide
202	Matravers School	BA13 3QH	Football	Education	Two youth 11v11 pitches and one youth 11v11 pitch, all of which are poor quality and unavailable for community use.	Improve quality and explore community use options.	FA, FF, WFA, Education	Local	L	S	L	Protect Enhance
202	Matravers School	BA13 3QH	Cricket	Education	One standalone NTP that's not available for community use.	Sustain quality as appropriate and retain as current use.	ECB, WCB, Education	Local	L	L	L	Protect
202	Matravers School	BA13 3QH	Rugby Union (Disused)	Education	Disused site which previously accommodated one senior pitch.	No action required	RFU, Education	Local	-	-	-	-
253	Redland Lane	BA13 3QA	Football	Sports Club	One youth 11v11 pitch, one youth 9v9 pitch, one mini 7v7 pitch and one mini 5v5 pitch, all of which are standard quality. The youth 11v11 pitch is overplayed by 0.5 match equivalent sessions per week, whilst the youth 9v9 pitch has actual spare capacity amounting to 0.5 match equivalent session per week. The site is serviced with poor quality ancillary facilities.	Utilise actual spare capacity where it exists, via the transfer of demand from overplayed sites or via future demand. Consider transferring demand to sites with actual spare capacity or improving the pitch quality to alleviate overplay where it exists. Explore feasibility of improving the site's ancillary provision.	FA, FF, WFA, Sports Club	Local	H	M	M	Protect Enhance



**WILTSHIRE COUNCIL  
PLAYING PITCH STRATEGY**

Site ID	Site	Postcode	Sport	Management	Current status	Recommended actions	Partners	Site hierarchy tier	Priority	Timescales	Cost	Aim
363	Westbury C of E Junior School	BA13 3LY	Football	Education	One poor quality youth 9v9 pitch that is unavailable for community use.	Improve quality to better accommodate curricular and extra-curricular demand.	FA, FF, WFA, Education	Local	L	S	L	Protect Enhance
364	Westbury Rugby Club	BA13 4LX	Rugby Union	Sports club	Two standard quality senior pitches, one of which has sports lighting. The pitch with sports lighting is currently played close to capacity, whilst the remaining pitch has spare capacity. Westbury RUFC reports issues with drainage in the winter months. Accompanied by good quality ancillary provision.	Improve pitch quality through enhanced levels of maintenance. Explore opportunity to improve drainage onsite.	RFU, Sports club	Local	L	L	M	Protect Enhance
365	Westbury United Football Club	BA13 3AF	Football	Sports Club	One standard quality adult pitch. The site is home to Westbury United FC (Step 4).	Improve quality. Ensure the site meets the minimum requirements to progress through the football pyramid.	FA, FF, WFA, Sports Club	Local	M	S	L	Protect Enhance

**PART 7: HOUSING GROWTH**

Sport England’s Playing Pitch Calculator helps local authorities estimate the demand that may be generated for the use of playing pitches by a new population e.g., one created by a housing development (or a collection of housing developments). It is designed to assist those developing and implementing a PPS by giving a consistent starting point to help estimate the demand from a new population. This can then be refined locally as appropriate through consultation with Sport England/NGBs.

The PPS provides an estimate of demand for pitch sports (football, rugby union, rugby league, hockey and cricket) based on population forecasts and club consultation to 2038. This future demand is translated into teams likely to be generated, rather than actual provision required. Sport England’s Playing Pitch Calculator adds to this, updating the likely demand generated for pitch sports based on housing increases and converting the demand into match equivalent sessions and the number of pitches required. It also gives the associated costs of supplying the increased pitch provision and splits the total pitch requirement into natural turf pitches to meet peak period demand, artificial grass pitches to meet training demand, and the additional number of changing rooms required.

The demand is shown in match equivalent sessions per week for most sports, except for cricket, where match equivalent sessions are by season. Training demand is expressed in either hours or match equivalent sessions; where expressed in hours, it is expected that demand will be to either a 3G pitch (to accommodate football demand) or an AGP (to accommodate hockey demand), whereas when expressed in match equivalent sessions, it is expected training will take place on sports-lit grass pitches (rugby).

For Wiltshire, the tables below are provided as a guide to show the potential additional demand for pitch sports that could be generated from overall housing growth across the authority, thus showing how the calculator works and what it provides. They are based on proposed housing figures in the Council’s Local Plan and utilises a predicted occupancy rate of 2.3. For analysis area specific information/scenarios, please see Appendix 1.

***Demand arising from allocated housing growth across Wiltshire***

There are 35,146 dwellings planned to be delivered in Wiltshire up to 2038, with this equating to a population growth of 80,836. This equates to 77.18 match equivalent sessions of demand for grass pitch sports, 8.39 match equivalent sessions on hockey suitable AGPs and 470.01 match equivalent sessions of demand per season for cricket. Training demand equates to 134.75 hours of use per week for football on 3G pitches and 19.56 hours on hockey suitable AGPs.

*Table 7.1: Likely demand for pitch sports generated from outstanding housing growth*

Pitch sport	Estimated demand by sport	
	Match demand per week	Training demand
Adult football	14.84	134.75 hours
Youth football	30.12	As above
Mini soccer	22.42	As above
Rugby union	9.80	11.48 equivalent sessions
Rugby league	0.00	0.00 match equivalent sessions
Adult hockey	4.86	14.57 hours
Junior & mixed hockey	3.53	4.99 hours

# WILTSHIRE COUNCIL PLAYING PITCH STRATEGY

Pitch sport	Estimated demand by sport	
	Match demand per week	Training demand
Cricket	470.01	-

The table below translates estimated demand into new pitch provision with associated capital and lifestyle costs. These are based on Sport England Facilities Costs (Third Quarter 2023).

Table 7.2: Estimated demand and costs for new pitch provision

Pitch type	Estimated demand and costs for new pitches			Changing rooms	
	Number of pitches to meet demand	Capital cost	Lifecycle Cost (per annum)	Number	Capital cost
Adult football	14.84	£1,665,317	£328,067	29.68	£5,942,153
Youth football	30.12	£2,764,587	£558,447	32.70	£6,545,950
Mini soccer	22.42	£685,915	£135,811	0.00	£0
Rugby union	9.80	£1,649,865	£305,225	19.61	£3,924,679
Rugby league	0.00	£0	£0	0.00	£0
Cricket	10.85	£3,818,583	£702,619	21.70	£4,344,329
Sand AGPs	1.39	£1,351,469	£35,138	2.79	£558,370
3G pitches	3.55	£4,123,242	£121,272	7.09	£1,419,625
<b>Total</b>	<b>92.97</b>	<b>£16,058,976</b>	<b>£2,186,579</b>	<b>113.58</b>	<b>£22,735,105</b>

Overall, an additional 92.57 pitches would be required to meet additional demand arising from a population increase of 80,836. This would require an expected capital cost of £16,058,976 and a lifecycle cost per annum of £22,735,105.

## Conclusions

The tables above show that up to 2038, demand will be generated for each pitch sport in Wiltshire to a lesser or greater extent, although this position is indicative and does not provide information on where the housing is likely to be located, how many dwellings will actually be provided or which existing playing fields the additional demand is likely to migrate to. Nevertheless, it does indicate that growth is collectively likely to be significant enough to warrant the creation of additional pitches.

Where new pitches/facilities are required, consideration should be given to providing multi-pitch sites with suitable ancillary provision, including appropriate clubhouse/changing rooms and car parking. Single pitch/facility sites which have been provided traditionally by developers are generally not considered to provide long term sustainable provision for the relevant sports, although given the nature of Wiltshire, they can be acceptable within rural areas where demand tends to be lower and more dispersed.

Notwithstanding the above, experience shows that only significantly large housing sites are likely to generate demand in their own right. Where demand does not warrant new pitch provision, the Action Plan in this document should be consulted to determine whether the additional demand can be accommodated via existing provision (in which case no further action is required), or whether contributions should be sought to enhance existing provision in the locality to accommodate the increased demand. This can be through, for example, improving quality, or providing new or improved ancillary provision. As part of this, consultation with appropriate NGBs should be used to assist in the selection of suitable sites and suitable enhancements, and the Council should also look to pool S106 contributions from major housing schemes to invest in priority sites.

### **PART 8: DELIVER THE STRATEGY AND KEEP IT ROBUST AND UP TO DATE**

The section below is a generalised approach on how to deliver a PPS whilst also keeping it robust and up to date. However, a more tailored approach should also be considered and designed for Wiltshire based on the requirements and priorities of the Steering Group.

#### ***Delivery***

The PPS seeks to provide guidance for maintenance/management decisions and investment made across Wiltshire in relation to playing pitch and outdoor sports facilities as well as supporting ancillary facilities. By addressing the issues identified in the Assessment Report and by using the strategic framework presented in this Strategy, the current and future sporting and recreational needs of the Borough can be satisfied. The Strategy identifies where there is a deficiency in provision and identifies how best to resolve this moving forward.

It is important that this document is used in a practical manner, is engaged with partners and encourages partnerships to be developed, to ensure that outdoor sports facilities are regarded as a vital aspect of community life and which contribute to the achievement of Council priorities. The creation of this document should therefore be regarded as only part of the planning process. The success of the Strategy and the benefits that are gained are dependent upon regular engagement between all partners involved and the adoption of a strategic approach. To that end, each member of the steering group should take the lead to ensure the PPS is used and applied appropriately within their area of work and influence.

To help ensure the PPS is well used, it should be regarded as a key document within the study area, guiding the improvement and protection of playing pitch and outdoor sport provision, being used to attract and distribute both internal and external investment, and being used as an evidence base to support or oppose any development proposals. It needs to be the document people regularly turn to for information on the how the current demand is being met and what actions are required to improve the situation and meet future demand. The Steering Group also needs to have a clear understanding of how the PPS can be applied and therefore delivered.

The process of completing the PPS will hopefully have already resulted in a number of benefits that will help with its application and delivery. These may include enhanced partnership working across different agendas and organisations, pooling of resources along with strengthening relationships and understanding between different stakeholders and between members of the steering group and the sporting community. The drivers behind the PPS and the work to develop the recommendations and action plan will have also highlighted, and helped the steering group to understand, the key areas to which it can be applied and how it can be delivered.

#### ***Monitoring and updating***

It is important that there is regular monitoring and review against the actions identified in the PPS. This monitoring should be led by the Council and supported by all members of the Steering Group. Understanding and learning lessons from how the PPS has been applied should also form a key component of monitoring its delivery. It is possible that in the interim between reviews the Steering Group could also operate as a 'virtual' group; prepared to comment on suggestions and updates electronically when relevant.

As a guide, if no review and subsequent update has been carried out within three years of the PPS being signed off by the Steering Group, then Sport England and the NGBs would consider it and the information on which it is based to be out of date. The nature of the supply and in particular the demand for provision is likely to change year-on-year, meaning that without any form of review and update it would be difficult to make the case that the supply and demand information and assessment work is sufficiently robust. This makes it less likely to be able to be used as an evidence base for any funding bids or development proposals.

To extend the lifespan of the PPS for as long as possible, the Council should commit to undertaking an annual review. As part of this, it is advised that regular Steering Group meetings take place to review the study. Ideally, these should take place twice yearly, aligned to the split of summer and winter sport seasons and in line with affiliation periods.

The review process should not be regarded as a particularly resource intensive task. However, it should highlight:

- ◀ Actions undertaken since the adoption of the PPS or since the last review, as well as any actions that have been attempted but have been unsuccessful (and for what reason).
- ◀ Any changes required to the priority afforded to each remaining action (as the priority of some may change following the delivery of others or for more general reasons e.g., alterations in participation trends or focus areas).
- ◀ Any significant changes to supply and demand information and what this may mean for the overall assessment work and the key findings and issues.
- ◀ Any development of a specific sport or particular format of a sport.
- ◀ Any new or emerging issues (e.g., development pressures) and opportunities (e.g., S106 contributions or club aspirations).
- ◀ Priority actions to be focused on before the next review.
- ◀ How the PPS has been applied to date and the lessons learnt.

Alongside regular steering group meetings a good way to keep the strategy up to date and maintain relationships is to hold sport specific meetings with the NGBs and other relevant parties. These meetings look to update the key supply and demand information, if necessary amend the assessment work, track progress with implementing the recommendations and action plan and highlight any new issues and opportunities.


These meetings could be timed to fit with the annual affiliation process undertaken by the NGBs which would help to capture any changes in the number and nature of sports clubs in the area. Other information that is already collected on a regular basis such as pitch booking records for local authority and other sites could be fed into these meetings.

The NGBs are also able to indicate any further performance quality assessments that have been undertaken within the study area.

# WILTSHIRE COUNCIL PLAYING PITCH STRATEGY

## Checklist

To help ensure the PPS is delivered and is kept robust and up to date, the Steering Group can refer to Sport England’s Stage E Checklist, as shown below.

Stage E: Deliver the strategy and keep it robust and up to date	Tick 	
	Yes	Requires Attention
<b>Step 9: Apply &amp; deliver the strategy</b>		
<ul style="list-style-type: none"> <li>Are steering group members clear on how the PPS can be applied across a range of relevant areas?</li> </ul>		
<ul style="list-style-type: none"> <li>Is each member of the steering group committed to taking the lead to help ensure the PPS is used and applied appropriately within their area of work?</li> </ul>		
<ul style="list-style-type: none"> <li>Has a process been put in place to ensure regular monitoring of how the recommendations and action plan are being delivered?</li> </ul>		
<b>Step 10: Keep the strategy robust &amp; up to date</b>		
<ul style="list-style-type: none"> <li>Has a process been put in place to ensure the PPS is kept robust and up to date?</li> </ul>		
<ul style="list-style-type: none"> <li>Does the process involve an annual update of the PPS?</li> </ul>		
<ul style="list-style-type: none"> <li>Is the steering group to be maintained and is it clear of its on-going role?</li> </ul>		
<ul style="list-style-type: none"> <li>Is regular liaison with the NGBs and other parties planned?</li> </ul>		
<ul style="list-style-type: none"> <li>Has all the supply and demand information been collated and presented in a format (i.e. single document that can be filtered accordingly) that will help people to review it and highlight any changes?</li> </ul>		
<ul style="list-style-type: none"> <li>Have any changes made to the Active Places Power data been fed back to Sport England?</li> </ul>		

This page is intentionally left blank





# WITLSHIRE COUNCIL PLAYING PITCH STRATEGY - SUPPLEMENTARY DOCUMENT (A) STRATEGIC ACTION PLAN

NOVEMBER 2024

QUALITY, INTEGRITY, PROFESSIONALISM

**Knight, Kavanagh & Page Ltd**

Company No: 9145032 (England)

MANAGEMENT CONSULTANTS

Registered Office: 1 -2 Frecheville Court, off Knowsley Street, Bury BL9 0UF

T: 0161 764 7040 E: [mail@kkp.co.uk](mailto:mail@kkp.co.uk) [www.kkp.co.uk](http://www.kkp.co.uk)



**WILTSHIRE COUNCIL  
PLAYING PITCH STRATEGY – STRATEGIC ACTION PLAN**

---

**CONTENTS**

ABBREVIATIONS .....1

PART 1: INTRODUCTION .....2

PART 2: STRATEGIC ACTION PLAN .....3

PART 3: HIGH PRIORITY ACTION PLAN (SITE-BY-SITE) .....10

# WILTSHIRE COUNCIL PLAYING PITCH STRATEGY – STRATEGIC ACTION PLAN

---

## ABBREVIATIONS

3G	Third Generation (artificial turf)
AGP	Artificial Grass Pitch
ECB	England and Wales Cricket Board
EH	England Hockey
FA	Football Association
FC	Football Club
FF	Football Foundation
HC	Hockey Club
KKP	Knight, Kavanagh and Page
LFFP	Local Football Facilities Plan
NGB	National Governing Body
NPPF	National Planning Policy Framework
PPS	Playing Pitch Strategy
RFL	Rugby Football League
RFU	Rugby Football Union
RLFC	Rugby League Football Club
RUFC	Rugby Union Football Club
WASP	Wiltshire Active Sports Partnership
WCB	Wiltshire Cricket Board
WFA	Wiltshire FA

# WILTSHIRE COUNCIL

## PLAYING PITCH STRATEGY – STRATEGIC ACTION PLAN

---

### PART 1: INTRODUCTION

This a supplementary document to support Wiltshire Council's Playing Pitch Strategy (PPS). It provides a separate Strategic Action Plan that is based on the key, overarching themes presented in the Strategy as well as a High Priority Action Plan. This pulls out all high priority recommendations from the site-by-site assessment in the main PPS as these should be of particular focus.

The intention of this document is for it to be updated throughout the lifespan of the PPS, with this forming part of the Stage E process. Actions can be removed as and when they are completed (or become unnecessary), whilst new priority actions can be added as when they come to the fore.

# WILTSHIRE COUNCIL

## PLAYING PITCH STRATEGY – STRATEGIC ACTION PLAN

---

### PART 2: STRATEGIC ACTION PLAN

The Strategic Action Plan is based on the three overarching aims of the PPS and their associated recommendations. These are:

- ◀ To protect the existing supply of playing pitch provision and ancillary facilities where it is needed for meeting current and future needs.
  - ◀ Ensure, through the use of the PPS, that playing pitch facilities are protected through the implementation of local planning policy.
  - ◀ Ensure that the level of provision provided remains sustainable.
  - ◀ Secure tenure and access to sites through a range of solutions and partnership agreements.
  - ◀ Maximise community use of education facilities where needed.
- ◀ To enhance playing pitch provision and ancillary facilities through improving quality and management of sites.
  - ◀ Improve quality.
  - ◀ Adopt a tiered approach to the management and improvement of sites.
  - ◀ Work in partnership with stakeholders to secure funding.
  - ◀ Secure developer contributions.
- ◀ To provide new playing pitch provision and ancillary facilities where there is current or future demand to do so.
  - ◀ Rectify quantitative shortfalls through the current facility stock.
  - ◀ Identify opportunities to increase the overall stock to accommodate both current and future demand.

# WILTSHIRE COUNCIL PLAYING PITCH STRATEGY – STRATEGIC ACTION PLAN

Table 2.1: Strategic Action Plan

Action	Recommendation	Timescale	Lead	Importance
A collaborative approach across Wiltshire and each community area to deliver the recommendations and actions identified in this strategy accompanying documents.	Create a Memorandum of Understanding between relevant partners which should as a minimum include Sport England, the relevant NGBs, WASP and Wiltshire Council.	Short	Wiltshire Council WASP Sport England NGBs	High
	Establish an Implementation Group at the earliest opportunity made up of the Wiltshire Council, WASP, NGBs and Sport England.			
	Develop a short-term action plan to identify and prioritise actions in the Strategy for the first years of implementation and reviewing this annually.			
	During the delivery of the Action Plan recommendations, consider Sport England’s guidance on Sustainable Facilities and Planning via the PPS Implementation Group.			
	Keep the PPS up to date via an annual review, utilising the Playing Pitch Database involving all relevant partners and stakeholders.			
Protect existing playing pitch facilities	Ensure local planning policy documents reflect the need to protect playing pitch facilities, in line with NPPF requirements and Sport England’s Playing Fields Policy.	Short - Long	Wiltshire Council	High
	Retain land where any sports facilities are out of current use (disused) or are taken out of use so that it can be brought back into use in the future.			
	Ensure any net loss of provision is mitigated as per Sport England’s Policy Exception E4 and National Planning Policy (Paragraph 103).			
	For 3G pitches, ensure suitable infill containment is retro-fitted and that providers have containment and recycling strategies in place given the current uncertainty in relation to rubber crumb.			
	Where possible, ensure sinking funds are in place for all artificial provision.			

# WILTSHIRE COUNCIL PLAYING PITCH STRATEGY – STRATEGIC ACTION PLAN

Action	Recommendation	Timescale	Lead	Importance
Rationalisation of sites	<p>Consider loss of smaller sites (i.e., those that contain one or two pitches with no changing provision) that are of no greater community value to generate investment and focus resources on the development of bigger, better quality sites. Such sites could then be re-purposed to meet other recreational needs or, if appropriate and agreed upon, lost for development, subject to meeting planning policy requirements.</p> <p>Note: where smaller and/or disused sites are located within quintile 1 and 2 postcodes, the focus should be on upgrading provision for informal recreation rather than rationalisation.</p>	Short - Long	Wiltshire Council NGBs Sport England	Medium
Secure tenure	Ensure used education sites have robust community use agreements in place. For those that do not, explore options to create such an agreement, potentially linked into future funding opportunities.	Short - Medium	Wiltshire Council NGBs Sport England Town/parish councils	High
	For clubs with lease agreements in place with less than 25-years remaining, explore options to extend the arrangement.			
	Where tenure cannot be secured, ensure an appropriate mitigation package is in place to offset any permanent loss.			
	Continued engagement should take place with the MOD to ensure continued access at MOD sites currently in use.			
Community asset transfer	Work towards adopting a policy that supports community management and ownership of assets to local clubs, community groups and trusts, thus providing an opportunity for such entities to take ownership of facilities. This should involve identifying sites that would be suitable for asset transfer.	Long	Wiltshire Council	Low
Maximise use of education facilities	Explore the creation of a working group, led by a partner from the education sector but supported by a range of other sectors, to implement the strategic direction in relation to the increased/better use of school facilities.	Medium	Wiltshire Council WASP NGBs Sport England	Medium
	Identify priority schools to focus on and establish a more coherent, structured relationship with them, focusing on the largest school that provide the most and/or best quality facilities.			

**WILTSHIRE COUNCIL  
PLAYING PITCH STRATEGY – STRATEGIC ACTION PLAN**

Page 248

Action	Recommendation	Timescale	Lead	Importance
	Identify specific key issues through engagement with individual school and identify strategic solutions that can apply to multiple schools such as the creation of a centralised booking system.			
	Ensure any new schools allow for community use via a secured agreement and that they provide the right facilities in order to attract demand and reduce local shortfalls via input from relevant NGBs.			
	Ensure pricing policies do to not deter access.			
	Ensure existing community use agreements are upheld.			
	Look to improve quality at school sites that do not currently offer community use due to quality issues, potentially tying in a community use agreement to the funding arrangement.			
	Use examples of best practice from other local authorities as a guide to increasing community access, such as through hosting a workshop for schools and exploring Sport England funded strategic approaches that can be led by WASP.			
Securing developer contributions	Utilise Sport England’s Playing Pitch Calculator as the basis for negotiation with developers. This should be used to ascertain the likely impact of a new development on demand and the capacity of existing sites, and whether there is a need for improvements to increase capacity or if new provision is required.	Short - Long	Wiltshire Council Sport England NGBs	High
	Where a development is not of a size to justify on-site provision, use contributions to improve existing sites within the locality that are most in need and will go the furthest to reducing local shortfalls.			
	Where a development is of a size to justify on-site provision, focus on the creation of multi-pitch sites that reduce existing shortfalls, with accompanying clubhouse provision included given that single pitch sites without appropriate ancillary facilities can be unsustainable.			
	For cricket, ensure that any proposals for new squares will attract demand, with such provision ideally located within proximity to an			



## WILTSHIRE COUNCIL PLAYING PITCH STRATEGY – STRATEGIC ACTION PLAN

Action	Recommendation	Timescale	Lead	Importance
	existing club that requires additional provision. It is also key to ensure that new developments do not prejudice the use of an existing or new square, which can happen when built in close proximity (ball strike issues).			
	Ensure income generation from any housing schemes contribute towards the ongoing maintenance of the provision.			
	Consult with appropriate NGBs when securing developer contributions in order to guide on which sites the funding can go towards or on which new provision is required.			
Work in partnership with stakeholders to secure funding	Ensure that appropriate funding secured for improved sports provision is directed to areas of need, focusing on sites that need quality improvements or additional provision. There should be a co-ordinated approach to direct investment, ensuring that there is no duplication of provision and ensuring that sites do not attract funding that do not benefit the wider sporting and physical activity offer as much as a different site in the locality would.	Short - Long	Wiltshire Council NGBs	High
	When working on infrastructure funding projects, ensure stakeholders/usage plans make provision for priority groups i.e., lower socio-economic groups, women's and girls', ethnically diverse communities and individuals with a disability or long-term health condition.			
	Continue to explore pots of funding and grants that may be available, particularly from NGBs, and support clubs and pitch providers to access these. As an example, strategic investment into football provision can be tied into LFFP investment.			
Improve quality of provision, particularly where overplayed and/or assessed as poor quality	Utilise NGB initiatives and programmes e.g., PitchPower for the improvement of provision. This programme sees stakeholders being advised and subsidised to carry out improved maintenance regimes above that of the current basic maintenance programme.	Short - Long	Wiltshire Council NGBs	High
	Seek to direct secured developer contributions to key sites that have quality issues as a means for improvement.			

**WILTSHIRE COUNCIL  
PLAYING PITCH STRATEGY – STRATEGIC ACTION PLAN**

Page 250

Action	Recommendation	Timescale	Lead	Importance
	<p>Look at the best strategic locations for maintenance equipment banks for clubs to access for improved maintenance regimes at non-council managed sites.</p> <p>Resurface 3Gs and AGPs when the current surface nears the end of its lifespan (estimated to be ten years, depending on usage) and ensure sinking funds are in place for long-term sustainability.</p> <p>Install additional sports lighting where it is required to increase capacity of provision. Examples include rugby union sites where training demand takes place on grass pitches, as well as at 3G and hockey pitch sites if they are not currently serviced. Existing sports lighting should also be upgraded to be more environmentally friendly where this has not already taken place.</p> <p>Ensure appropriate ancillary facilities servicing key sites, particularly those used for club cricket, rugby and hockey, as well as multi-pitch football sites and sites with current or potential women’s and girls’ activity. Changing facilities should be of an adequate size, able to accommodate both males and females as well as referees/umpires and should have separate enclosed shower and toilet facilities.</p>			
Addressing overplay	<p>Where sites are overplayed and assessed as poor or standard quality, improve quality to increase capacity. For rugby union, this may entail the installation of additional sports lighting.</p> <p>Where overplay cannot be fully alleviated via quality improvements, transfer demand to sites with actual spare capacity or to sites not currently available for community use but that could be in the future.</p>	Short	Wiltshire Council NGBs	High
Adding to the overall facility stock	In the main, creating additional provision is not required as the majority of shortfalls can be overcome through other means, such as improving quality, securing tenure and alleviating overplay; however, an increase in 3G pitches is required as well as potentially an increase in cricket provision. Additional provision may also be required for large scale housing growth and where other actions are not achievable.	Short - Long	Wiltshire Council NGBs	High

## WILTSHIRE COUNCIL PLAYING PITCH STRATEGY – STRATEGIC ACTION PLAN

Action	Recommendation	Timescale	Lead	Importance
	<p>Create additional 3G pitches in order to alleviate the existing shortfall of 15 pitches for football training whilst ensuring that suitable infill containment is retro-fitted and that providers have containment and recycling strategies in place. For this, sites are most suitable using information within the PPS documents should be firstly explored, with consideration given for the suitability of some to provide more than one pitch (hub site creation). Also consider installation of at least one World Rugby compliant 3G to accommodate rugby training demand away from grass pitches.</p> <p>Consider creation of new cricket provision and accompanying ancillary provision given the large shortfalls identified, particularly within the Westbury Analysis Area. Elsewhere, additional NTPs should be established at existing cricket sites that are overplayed in order to eliminate the shortfall.</p> <p>As an alternative to artificial surfaces (e.g., 3G and NTPs), hybrid provision could be explored once more is known as to their effectiveness and cost implications. This is relevant across multiple sports including football, cricket and rugby union.</p> <p>Utilise Sport England’s Playing Pitch Demand Calculator to determine the level of new provision required where there is significant housing growth.</p>			
AGP conversion to 3G	Only support 3G conversion plans if no hockey clubs are adversely affected and providing that there are no hockey related capacity issues within the relevant areas. This requires input and support from EH.	Short - Long	Wiltshire Council NGBs Sport England	High
Catering for casual, recreational and informal sporting demand aimed at getting all Wiltshire residents more active including those who face barriers to participation and/or experience multiple health inequalities	Look to develop suitable offerings for each pitch sport in order to cater for recreational and informal demand. This could include, but is not limited to, NTPs in publicly accessible locations, protection of informal football provision, upgrading smaller/disused sites within areas of deprivation and greater access to 3Gs/AGPs for priority groups to take part in informal activities and engagement projects etc.	Short - Long	Wiltshire Council Sport England NGB StreetGames Sports clubs	Medium

# WILTSHIRE COUNCIL PLAYING PITCH STRATEGY – STRATEGIC ACTION PLAN

## PART 3: HIGH PRIORITY ACTION PLAN (SITE-BY-SITE)

The following site-by-site action plan pulls out the high priority actions from the full PPS Action Plan. These should be considered as key recommendations that require addressing in the short-term, where possible and achievable.

Table 3.1: Stonehenge

Site ID	Site	Sport	Management	Current status	Recommended actions	Partners
40	Boscombe Down Sports Field	Football	MOD	One youth 11v11 pitch, one youth 9v9 pitch, one mini 7v7 pitch and one mini 5v5 pitch all of which are standard quality. The mini pitches are played to capacity at peak time whereas the youth pitches have spare capacity discounted due to unsecure tenure. Accompanied by standard quality ancillary provision.	Sustain pitch quality with appropriate levels of maintenance. Explore options for securing long term tenure for community users.	FA, FF, WFA, MOD
40	Boscombe Down Sports Field	Hockey / 3G	MOD	One disused full size pitch that is equipped with sports lighting. Provision has been identified for a potential conversion to 3G which would alleviate football and rugby union shortfalls (if Amesbury RUFC is relocated). Pitch is deemed surplus to requirements for hockey purposes.	Explore the feasibility of converting the disused hockey suitable AGP to FA and WR compliant 3G in order to alleviate identified football and rugby union shortfalls. This would include the relocation of Amesbury RUFC. Any loss of hockey suitable provision would require agreed mitigation for hockey through relevant dialogue with NGBs and SE. Any development on site would need to secure long term tenure for community users.	FA, FF, WFA, EH, MOD

**WILTSHIRE COUNCIL  
PLAYING PITCH STRATEGY – STRATEGIC ACTION PLAN**

Site ID	Site	Sport	Management	Current status	Recommended actions	Partners
199	Marlborough Road Pitches	3G	Sports club	One standard quality full size 3G pitch that is equipped with sports lighting. The pitch has exceeded its 10-year recommended lifespan and thus requires resurfacing.	Look to refurbish the pitch when required based on its quality. Ensure a sinking fund is in situ. Explore certifying the pitch formally for competitive use.	FA, FF, WFA, MOD
211	Mod Larkhill	Hockey	MOD	One poor quality full size pitch that is unavailable for community use but is equipped with sports lighting. The pitch has exceeded its 10-year recommended lifespan and thus requires resurfacing.	Explore community use options. Resurface the full size pitch to improve quality and ensure a sinking fund is in place for long-term sustainability.	EH, MOD
277	Shrewton Recreation Ground	Cricket	Trust	A good quality nine wicket grass square accompanied by an NTP. Leased to Shrewton CC from Trustees. Square has minimal capacity for additional demand. The Club is currently developing a new ground (SP3 4DZ), located just under one kilometre from the Club's current venue. The new provision will have a 10-wicket grass square that has been laid and is ready for use, with some teams to relocate there from the start of the 2024 season. The Club also aspires to establish ancillary provision at the new site.	Sustain the square quality with appropriate maintenance. Utilise spare capacity to accommodate future demand/alleviate shortfalls. Assist the Club in its plans in establishing a new facility for the start of the 2024. Explore the possibility of creating ancillary provision at the new site.	ECB, WCB, Sports Club

## WILTSHIRE COUNCIL PLAYING PITCH STRATEGY – STRATEGIC ACTION PLAN

Table 3.2: Bradford-on-Avon

Site ID	Site	Sport	Management	Current status	Recommended actions	Partners
45	Bradford-on-Avon Sports & Social Club	Football/ 3G	Community Organisation	Two good quality adult pitches. Bradford Town FC (Step 6) aspires to redevelop the site's changing rooms which are currently in old shipping containers. The site is identified as a potential site for a full size 3G pitch.	Support the Club in its aspirations to improve its ancillary facilities. Ensure the site meets the minimum requirements to progress through the football pyramid. Explore the feasibility of developing a full size 3G pitch onsite.	FA, FF, WFA, Community Organisation
96	Culver Close Playing Field	Cricket	Bradford-on-Avon Town Council	A good quality nine-wicket grass square used by Bradford-on-Avon CC. Overplayed by 17 match equivalent sessions. Bradford on Avon CC aspires to build fixed net provision at Culver Close Playing Field. The Club is also working closely with the Town Council as it looks towards the replacement of its current pavilion, which currently has asbestos, and has submitted a planning application for this.	Sustain square quality with appropriate maintenance. Explore options to install an NTP / hybrid wicket to alleviate overplay. Explore using sites with spare capacity to alleviate overplay. Support the pavilion development plans at Culver Close Playing Field. Support Bradford-on-Avon CC in development of fixed net provision at Culver Close Playing Field.	ECB, WCB, Bradford-on-Avon Town Council
313	Stonar School	Hockey	Education	One poor quality full size pitch that is available for community use and serviced with sports lighting. The pitch has exceeded its 10-year recommended lifespan (installed in 2010) and thus requires resurfacing.	Resurface pitch to improve quality and ensure a sinking fund is in place for long-term sustainability.	EH, Education

## WILTSHIRE COUNCIL PLAYING PITCH STRATEGY – STRATEGIC ACTION PLAN

Site ID	Site	Sport	Management	Current status	Recommended actions	Partners
327	The Downs	Cricket	Sports Club	A good quality 12 wicket grass square owned by Winsley CC. Accompanied by standard quality ancillary provision. Overplayed by 32 match equivalent sessions. The Club exports its third and fourth teams to Bath & North East Somerset.	Sustain square quality with appropriate maintenance. Explore options on how to alleviate overplay including installing an onsite NTP, hybrid wickets, utilisation of provision with spare capacity and potential creation of new provision.	ECB, WCB, Sports Club

Table 3.3: Calne

Site ID	Site	Sport	Management	Current status	Recommended actions	Partners
31	Beverbrook Sports Facility	3G	Sports Club	One full size 3G pitch and one smaller size 3G pitch, the former is standard quality having been installed in 2016.	Once the pitch reaches the end of its lifespan (2026), look to resurface pitch to improve quality and ensure a sinking fund is in place for long-term sustainability.  Explore the potential to develop a 2 <sup>nd</sup> 3G onsite.	FA, FF, WFA, Sports Club
171	Kingsbury Green Academy	3G	Education	Identified as a potential site for 3G development to meet shortfalls in Calne. The site has sufficient playing field land and surrounding ancillary provision to potentially develop provision.	Explore the feasibility of developing a full size 3G pitch onsite.	FA, FF, WFA, Education
301	St Marys Calne Sports Centre	Hockey	Education	One standard quality full size pitch that is available for community use and is equipped with sports lighting. The pitch is nearing the end of its 10-year recommended lifespan and thus will require resurfacing.	Once the pitch reaches the end of its lifespan (2025), look to resurface pitch to improve quality and ensure a sinking fund is in place for long-term sustainability.	EH, Education

## WILTSHIRE COUNCIL PLAYING PITCH STRATEGY – STRATEGIC ACTION PLAN

Table 3.4: Chippenham & Villages

Site ID	Site	Sport	Management	Current status	Recommended actions	Partners
72	Chippenham Sports Club	Cricket	Sports Club	A standard quality grass square with 16 wickets that is overplayed by 30 match equivalent sessions. Chippenham CC reports inconsistency bounce and a regular need for post season renovations.	Improve square quality with enhanced levels of maintenance. Explore options to alleviate overplay including installing an NTP, hybrid wickets and/or transferring partial demand to a site with spare capacity. Support plans for new ancillary facilities (and sports hall) on site.	ECB, WCB, Sports Club
276	Sheldon School	Cricket	Education	A four wicket grass square accompanied by an NTP and a standalone NTP all of which is standard quality. The former provision is overplayed by five match equivalent sessions. Chippenham CC is in the process of obtaining a long term agreement on the provision. Once agreed the Club aspires to develop onsite ancillary provision.	As a priority secure long term tenure for Chippenham CC on the site. Improve square quality with enhanced levels of maintenance. If long term tenure is secured explore options to establish purpose built ancillary provision for the Club.	ECB, WCB, Education
310	Stanley Park Sports Ground	3G	Council	One standard quality full size 3G pitch that is equipped with sports lighting. The pitch has exceeded its 10-year recommended lifespan and thus requires resurfacing. Planning permission (PL/2024/00325) for an additional 3G pitch at Stanley Park Sports Ground has recently been submitted.	Resurface the full size pitch before quality deteriorates further and ensure a sinking fund is in place for long-term sustainability. Support the plans for the construction of a new 3G pitch at the site.	FA, FF, WFA



## WILTSHIRE COUNCIL PLAYING PITCH STRATEGY – STRATEGIC ACTION PLAN

Table 3.5: Corsham

Site ID	Site	Sport	Management	Current status	Recommended actions	Partners
184	Leafy Lane Playing Fields	3G	Trust	One smaller size 3G pitch that is equipped with sports lighting. There are currently plans to extend the pitch to a youth 9v9 sized 3G pitch. The pitch has exceeded its 10-year recommended lifespan and thus requires resurfacing.	Resurface pitch to improve quality and ensure a sinking fund is in place for long-term sustainability. Support the plans for the extension of the current 3G pitch at the site, or the development of a new 3G pitch.	FA, FF, WFA, Trust
286	Springfield Community Campus	Hockey	Council	One standard quality full size pitch that is equipped with sports lighting. The pitch has exceeded its 10-year recommended lifespan and thus requires resurfacing.	Resurface the full size pitch before quality deteriorates further and ensure a sinking fund is in place for long-term sustainability.	EH

Table 3.6: Devizes

Site ID	Site	Sport	Management	Current status	Recommended actions	Partners
98	Dauntsey's School	Hockey	Education	Two standard quality full size pitches, both of which are available for community use. However, only one of the pitches is equipped with sports lighting. One smaller size pitch that is available for community use but is without sports lighting. Both pitches have exceeded their 10-year recommended lifespan and thus require resurfacing.	Resurface both full size pitches before quality deteriorates further and ensure a sinking fund is in place for long-term sustainability.	EH, Education

## WILTSHIRE COUNCIL PLAYING PITCH STRATEGY – STRATEGIC ACTION PLAN

Site ID	Site	Sport	Management	Current status	Recommended actions	Partners
103	Devizes School	Hockey (Disused)	Education	One disused full size pitch that has been out of use since 2020. Devizes HC aspires to bring demand back to the site however, until resurfaced cannot be done. The Club suggests that currently neither the Council or School believe they are responsible for the replacement of the surface.	Resurface the pitch and bring back into use for Devizes HC. Work together with the School, Club and Council to establish responsibility for resurfacing of the surface. Once replaced set in place a sinking fund to ensure the pitch does not fall into disrepair and access lost in the future.	EH, Education, Sports club, Council
136	Green Lane Playing Fields	Football	Wiltshire FA	One good quality adult pitch, one standard quality youth 11v11 pitch and one standard quality youth 9v9 pitch, all of which are available for community use. The adult pitch is played to capacity, whilst the remaining pitches are overplayed by a combined total of two match equivalent sessions per week.	Improve quality to alleviate overplay. Explore the potential to develop a 2 <sup>nd</sup> 3G onsite.	FA, FF, WFA,
136	Green Lane Playing Fields	3G	Wiltshire FA	One good quality full size 3G pitch that is available for community use and is equipped with sports lighting.	Sustain quality. Explore the potential to develop a 2 <sup>nd</sup> 3G onsite.	FA, FF, WFA,

## WILTSHIRE COUNCIL PLAYING PITCH STRATEGY – STRATEGIC ACTION PLAN

Site ID	Site	Sport	Management	Current status	Recommended actions	Partners
228	Nursted Road	Football	Sports Club	One good quality adult pitch and one standard quality youth 9v9 pitch. The latter is played to capacity, whilst the former is overplayed by 2.5 match equivalent sessions per week. Devizes Town FC (Step 6) aspires to replace its current perimeter fencing and update its sports lighting with LED lighting.	Consider transferring demand to sites with actual spare capacity to alleviate overplay. Support the Club in its aspirations for more secure perimeter fencing and LED lighting. Explore the potential to develop a 3G onsite.	FA, FF, WFA, Sports Club
328	The Elisha Field	Football/ 3G	Council	One youth 11v11 pitch, two mini 7v7 pitches and two mini 5v5 pitches, all of which are poor quality. The youth 11v11 pitch is overplayed by 0.5 match equivalent sessions per week, whilst the remaining pitches have spare capacity discounted due to poor pitch quality.	Improve quality to alleviate overplay and establish actual spare capacity for clubs. Explore the potential to develop a full size 3G onsite	FA, FF, WFA

## WILTSHIRE COUNCIL PLAYING PITCH STRATEGY – STRATEGIC ACTION PLAN

Table 3.7: Malmesbury

Site ID	Site	Sport	Management	Current status	Recommended actions	Partners
150	High Road Playing Fields	Football	Community Organisation	One youth 11v11 pitch, one youth 9v9 pitch and one mini 7v7 pitch, all of which are poor quality. The youth 11v11 and youth 9v9 pitches are overplayed by 2.5 match equivalent sessions per week. The site is without ancillary facilities.	Improve quality to alleviate overplay. Explore the feasibility of providing appropriate ancillary provision at the site.	FA, FF, WFA, Community Organisation
249	Queen Elizabeth II Playing Fields (Minety)	Football	Community Organisation	One adult pitch and one mini 7v7 pitch, both of which are good quality. The latter has actual spare capacity amounting to one match equivalent session per week. The site is serviced with poor quality ancillary facilities.	Utilise actual spare capacity where it exists, via the transfer of demand from overplayed sites or via future demand. Explore the feasibility of improving the site's ancillary provision.	FA, FF, WFA, Community Organisation
249	Queen Elizabeth II Playing Fields (Minety)	Rugby Union	Community Organisation	Three good quality senior pitches, of which one has sports lighting. Minety RUFC reports the drainage on the pitch has started to decrease in recent years. All pitches have actual spare capacity. Accompanied by standard quality ancillary provision.	Sustain pitch quality with appropriate levels of maintenance. Investigate drainage issues and look to improve where necessary.	RFU, Community Organisation

## WILTSHIRE COUNCIL PLAYING PITCH STRATEGY – STRATEGIC ACTION PLAN

Site ID	Site	Sport	Management	Current status	Recommended actions	Partners
252	Red Bull Pitches	Football	Sports Club	One good quality youth 11v11 pitch, one standard quality youth 11v11 pitch, one standard quality youth 9v9 pitch and one poor quality youth 9v9 pitch, one poor quality mini 7v7 pitch and two standard quality mini 5v5 pitches. One of the youth 11v11 pitches and one of the mini 7v7 pitches have spare capacity discounted due to poor pitch quality, whilst one of the youth 9v9 pitches is played to capacity. The remaining youth 9v9 pitch and both of the mini 5v5 pitches have actual spare capacity amounting to 2.5 match equivalent sessions per week.	Improve quality of poor quality pitches, to establish actual spare capacity for clubs. Utilise actual spare capacity where it exists, via the transfer of demand from overplayed sites or via future demand.	FA, FF, WFA, Sports Club

Table 3.8: Marlborough

Site ID	Site	Sport	Management	Current status	Recommended actions	Partners
116	Elcot Lane Playing Field	Football	Council	One poor quality youth 9v9 pitch that is overplayed by 0.5 match equivalent sessions per week. The site is without ancillary provision.	Improve quality to alleviate overplay. Explore feasibility of providing appropriate ancillary provision.	FA, FF, WFA

## WILTSHIRE COUNCIL PLAYING PITCH STRATEGY – STRATEGIC ACTION PLAN

Site ID	Site	Sport	Management	Current status	Recommended actions	Partners
165	Kennet Valley Village Hall & Recreation Ground	Cricket	Community Organisation	A six wicket standard quality grass square. Used by Kennet Valley CC which has unsecure agreement to use the site. Spare capacity on the site cannot be used due to unsecure tenure.	Sustain square quality with appropriate levels maintenance. Look to secure tenure for Kennet Valley CC. If tenure can be secured look to utilise spare capacity.	ECB, WCB, Community Organisation
197	Marlborough College	Hockey	Education	Two standard quality full size pitches, both of which are available for community use and equipped with sports lighting. Both pitches have exceeded their 10-year recommended lifespan and thus require resurfacing.	Resurface the pitch before further deterioration occurs and ensure a sinking fund is in place for long-term sustainability.	EH, Education
200	Marlborough Rugby Club	Football	Sports Club	One poor quality adult pitch that has spare capacity discounted due to poor pitch quality. The site is serviced with poor quality ancillary facilities.	Improve quality to establish actual spare capacity for clubs. Explore feasibility of improving the site's ancillary provision.	FA, FF, WFA, Sports Club
297	St John's Marlborough	3G	Education	The FF has identified St John's School (Marlborough) as a potential site for a full size sports lit 3G pitch, although no formal plans have been submitted as of yet. This would be built to WR compliancy to ensure Marlborough RFC could utilise for training	Explore opportunity to develop 3G pitch onsite.	FA, FF, WFA RFU Education

## WILTSHIRE COUNCIL PLAYING PITCH STRATEGY – STRATEGIC ACTION PLAN

Table 3.9: Melksham

Site ID	Site	Sport	Management	Current status	Recommended actions	Partners
205	Melksham Oak Community School	Hockey	Education	One poor quality full size pitch that is available for community use and is equipped with sports lighting. The pitch has exceeded its 10-year recommended lifespan and thus requires resurfacing.	Resurface the pitch to improve quality and ensure a sinking fund is in place for long-term sustainability.	EH, Education
229	Oakfield Stadium	Football/ 3G	Sports Club	Two adult pitches and two youth 9v9 pitches, all of which are good quality. Four youth 11v11 pitches, one youth 9v9 pitch, two mini 7v7 pitches and three mini 5v5 pitches, all of which are standard quality. The site is home to Melksham Town FC (Step 4). The youth 11v11 pitches, two of the youth 9v9 pitches and three mini 5v5 pitches each have actual spare capacity amounting to a combined total of 2.5 match equivalent sessions per week. Aspirations exist for the construction of a new full size 3G pitch at the site.	Utilise actual spare capacity where it exists, via the transfer of demand from overplayed sites or via future demand. Ensure the site meets the minimum requirements to progress through the football pyramid. Support plans for the potential construction of a full size 3G pitch, and consider suitability for both football and rugby (World Rugby compliancy) given dual use nature of the site.	FA, FF, WFA, RFU, Sports Club

## WILTSHIRE COUNCIL PLAYING PITCH STRATEGY – STRATEGIC ACTION PLAN

Table 3.10: Pewsey

Site ID	Site	Sport	Management	Current status	Recommended actions	Partners
236	Pewsey Old Hospital Pitches	Football	Sports Club	One youth 9v9 pitch, one mini 7v7 pitch and one mini 5v5 pitch, all of which are poor quality. The youth 9v9 pitch is overplayed by 0.5 match equivalent sessions per week. The mini 5v5 pitch is played to capacity. The site is serviced with poor quality ancillary facilities. Pewsey Vale Youth FC aspires to develop the site's ancillary facilities, this would be through the development of dedicated women's and girls' facilities and added car parking space.	<p>Improve quality to alleviate overplay.</p> <p>Explore the feasibility of improving the site's ancillary provision via the Club's aspirations.</p> <p>Explore the opportunity to develop a full size 3G pitch onsite.</p>	FA, FF, WFA, Sports Club
237	Pewsey Vale Football Club	Football	Sports Club	One adult pitch and two mini 7v7 pitches, all of which are poor quality. The former is played to capacity, whilst the latter has spare capacity discounted due to poor pitch quality. The site is serviced with poor quality ancillary facilities. The site is home to Pewsey Vale FC (Regional Feeder League).	<p>Improve quality to establish actual spare capacity for clubs.</p> <p>Ensure the site meets the minimum requirements to progress through the football pyramid.</p> <p>Explore the opportunity to develop a full size 3G pitch onsite.</p>	FA, FF, WFA, Sports Club

Table 3.11: Royal Wootton Bassett & Cricklade



## WILTSHIRE COUNCIL PLAYING PITCH STRATEGY – STRATEGIC ACTION PLAN

Site ID	Site	Sport	Management	Current status	Recommended actions	Partners
46	Bradon Forest School	3G	Education	Identified as a potential site for 3G development to meet shortfalls in Calne. The site has sufficient playing field land and surrounding ancillary provision to potentially develop provision.	Explore the feasibility of developing a full size 3G pitch onsite.	FA, FF, WFA, Education
91	Cricklade Cricket Club	Cricket	Sports Club	A good quality ten wicket grass square that is played to capacity. Leased to Cricklade CC with a new agreement currently being negotiated.	Sustain quality with appropriate levels of maintenance. Ensure a new long term agreement is secured to provide security of tenure for Cricklade CC.	ECB, WCB, Sports Club
92	Cricklade Leisure Centre	Football	Community Organisation	One standard quality adult pitch, one standard quality youth 11v11 pitch, one good quality youth 9v9 pitch and one good quality mini 5v5 pitch. The adult pitch is played to capacity, whilst the youth 11v11 pitch has actual spare capacity amounting to one match equivalent session per week. The site is serviced with poor quality ancillary facilities.	Utilise actual spare capacity where it exists, via the transfer of demand from overplayed sites or via future demand. Explore feasibility of improving the site's ancillary provision.  Explore the feasibility to develop a full size 3G pitch onsite.	FA, FF, WFA, Community Organisation
130	Gerard Buxton Sports Ground	Football	Royal Wootton Bassett Sports Association	Two adult pitches, one youth 11v11 pitch, one youth 9v9 pitch and one mini 5v5 pitch, all of which are good quality. The youth 11v11 pitch and youth 9v9 pitch are both overplayed by a combined total of 2.5 match equivalent sessions per week. The site is home to Royal Wootton Bassett Town FC (Step 5).	Consider transferring demand to sites with actual spare capacity to alleviate overplay. Ensure the site meets the minimum requirements to progress through the football pyramid.  Explore the opportunity to develop a 2 <sup>nd</sup> 3G onsite.	FA, FF, WFA, Sports Association

## WILTSHIRE COUNCIL PLAYING PITCH STRATEGY – STRATEGIC ACTION PLAN

Site ID	Site	Sport	Management	Current status	Recommended actions	Partners
130	Gerard Buxton Sports Ground	3G	Royal Wootton Bassett Sports Association	One standard quality full size 3G pitch that is available for community use and is equipped with sports lighting.	Sustain quality.  Explore the opportunity to develop a 2 <sup>nd</sup> 3G onsite.	FA, FF, WFA, Sports Association
212	Mod Lyneham	3G	MOD	One full size 3G pitch that is equipped with sports lighting but is unavailable for community use.	Explore community use options.	FA, FF, WFA, MOD

Table 3.12: Salisbury

Site ID	Site	Sport	Management	Current status	Recommended actions	Partners
258	Salisbury & South Wilts Sports Club	Hockey	Sports Club	One standard quality full size pitch that is available for community use and is equipped with sports lighting. The pitch has exceeded its 10-year recommended lifespan and thus requires resurfacing.	Resurface the pitch before further deterioration occurs and ensure a sinking fund is in place for long-term sustainability.	EH, Sports Club
400	Hudson's Field	Football/ 3G	Council	Three poor quality adult pitches. Spare capacity is discounted due to poor pitch quality.	Look to improve quality with enhanced levels of maintenance.  Explore the opportunity to develop a full size 3G pitch onsite.	FA, FF, WFA Council

## WILTSHIRE COUNCIL PLAYING PITCH STRATEGY – STRATEGIC ACTION PLAN

Table 3.13: South West Wiltshire

Site ID	Site	Sport	Management	Current status	Recommended actions	Partners
218	Netherhampton Road	Football	Council	Two standard quality adult pitches that are overplayed by two match equivalent sessions per week. Accompanied by good quality ancillary provision.	Support the Sports Association with the Home Advantage Programme bid and Community Asset Transfer to secure tenure. Upgrade ancillary facilities and improve pitch quality to alleviate overplay. Explore the feasibility of developing a full size 3G pitch onsite.	FA, FF, WFA

Table 3.14: Southern Wiltshire

Site ID	Site	Sport	Management	Current status	Recommended actions	Partners
3	Alderbury Football Club	Football/ 3G	Sports Club	One adult pitch, two youth 9v9 pitches, two mini 7v7 pitches and one mini 5v5 pitch, all of which are standard quality. The adult pitch is overplayed by one match equivalent session per week, whilst the remaining pitches have actual spare capacity amounting to three match equivalent sessions per week. Alderbury FC reports that it has recently been undertaking the development of a new clubhouse at Alderbury Football Club. However, the development has not been completed due to a number of reasons, with these mainly down to funding.	Consider transferring demand to sites with actual spare capacity or improving the pitch quality to alleviate overplay where it exists. Utilise actual spare capacity where it exists, via the transfer of demand from overplayed sites or via future demand. Support the Club in its plans for ancillary facility development. Explore the opportunity to develop a full size 3G pitch onsite.	FA, FF, WFA, Sports Club

## WILTSHIRE COUNCIL PLAYING PITCH STRATEGY – STRATEGIC ACTION PLAN

Site ID	Site	Sport	Management	Current status	Recommended actions	Partners
24	Barrys Field	Football/ 3G	Sports Club	One adult pitch, one youth 9v9 pitch, two mini 7v7 pitches and two mini 5v5 pitches, all of which are poor quality. Two youth 11v11 pitches, one mini 7v7 pitch and one mini 5v5 pitch, all of which are standard quality. One good quality youth 9v9 pitch. One of the youth 9v9 pitches and one of the mini 5v5 pitches have actual spare capacity amounting to 1.5 match equivalent sessions per week. The youth 11v11 pitches are overplayed by 0.5 match equivalent sessions per week.	Consider transferring demand to sites with actual spare capacity or improving the pitch quality to alleviate overplay where it exists. Utilise actual spare capacity where it exists, via the transfer of demand from overplayed sites or via future demand. Explore the opportunity to develop a full size 3G pitch onsite.	FA, FF, WFA, Sports Club

Table 3.15: Tidworth

Site ID	Site	Sport	Management	Current status	Recommended actions	Partners
318	Swinton Barracks	3G	MOD	One full size 3G pitch and two smaller size 3G pitches, all of which are unavailable for community use and no sports lighting. The smaller size pitches have exceeded their lifespans and thus require resurfacing.	Resurface pitch to improve quality for private use and ensure a sinking fund is in place for long-term sustainability. Explore community use options.	FA, FF, WFA, MOD
340	The Wellington Academy	3G	Education	One poor quality full size 3G pitch that is available for community use and is equipped with sports lighting. The pitch was installed in 2012 and thus has exceeded its 10-year recommended lifespan; plans exist for the resurfacing of the pitch.	Support plans to resurface pitch to improve quality and ensure a sinking fund is in place for long-term sustainability.	FA, FF, WFA, Education

## WILTSHIRE COUNCIL PLAYING PITCH STRATEGY – STRATEGIC ACTION PLAN

Table 3.16: Trowbridge

Site ID	Site	Sport	Management	Current status	Recommended actions	Partners
163	John of Gaunt School	Hockey	Education	One poor quality full size pitch that is available for community use and is equipped with sports lighting. The pitch has exceeded its 10-year recommended lifespan and thus requires resurfacing.	Explore the feasibility of converting the hockey suitable AGP to a full size 3G pitch. Any loss of hockey suitable provision would require agreed mitigation for hockey through relevant dialogue with NGBs and SE. Any development on site would need to secure long term tenure for community users.	EH, FA, FF, WFA, Education

Table 3.17: Warminster

Site ID	Site	Sport	Management	Current status	Recommended actions	Partners
355	Warminster Kingdown	Football	Education	Two standard quality adult pitches that has spare capacity discounted due to unsecure tenure. The site is not serviced with poor quality ancillary facilities.	Improve quality to establish actual spare capacity for clubs. Explore feasibility of providing appropriate ancillary provision at the site.	FA, FF, WFA, Education
355	Warminster Kingdown	3G	Education	One poor quality full size 3G pitch that is available for community use and is equipped with sports lighting. The pitch has exceeded its 10-year recommended lifespan and thus requires resurfacing.	Resurface pitch to improve quality and ensure a sinking fund is in place for long-term sustainability.	FA, FF, WFA, Education

## WILTSHIRE COUNCIL PLAYING PITCH STRATEGY – STRATEGIC ACTION PLAN

Table 3.18: Westbury

Site ID	Site	Sport	Management	Current status	Recommended actions	Partners
253	Redland Lane	Football	Sports Club	One youth 11v11 pitch, one youth 9v9 pitch, one mini 7v7 pitch and one mini 5v5 pitch, all of which are standard quality. The youth 11v11 pitch is overplayed by 0.5 match equivalent sessions per week, whilst the youth 9v9 pitch has actual spare capacity amounting to 0.5 match equivalent session per week. The site is serviced with poor quality ancillary facilities.	Utilise actual spare capacity where it exists, via the transfer of demand from overplayed sites or via future demand. Consider transferring demand to sites with actual spare capacity or improving the pitch quality to alleviate overplay where it exists. Explore feasibility of improving the site's ancillary provision.	FA, FF, WFA, Sports Club

**WILTSHIRE COUNCIL  
PLAYING PITCH STRATEGY – SUPPLEMENTARY DOCUMENT (B)  
COMMUNITY AREA PROFILES**

**NOVEMBER 2024**

QUALITY, INTEGRITY, PROFESSIONALISM

**Knight, Kavanagh & Page Ltd**  
Company No: 9145032 (England)

MANAGEMENT CONSULTANTS

Registered Office: 1 -2 Frecheville Court, off Knowsley Street, Bury BL9 0UF  
T: 0161 764 7040 E: [mail@kkp.co.uk](mailto:mail@kkp.co.uk) [www.kkp.co.uk](http://www.kkp.co.uk)



Cert Num: 6543-QMS-001

**CONTENTS**

Area 1: Stonehenge.....	3
Area 2: Bradford-on-Avon.....	11
Area 3: Calne .....	18
Area 4: Chippenham and Villages .....	24
Area 5: Corsham .....	33
Area 6: Devizes .....	40
Area 7: Malmesbury .....	48
Area 8: Marlborough.....	55
Area 9: Melksham .....	61
Area 10: Pewsey .....	68
Area 11: Royal Wootton Bassett and Cricklade .....	74
Area 12: Salisbury .....	81
Area 13: South West Wiltshire.....	87
Area 14: Southern Wiltshire.....	94
Area 15: Tidworth .....	101
Area 16: Trowbridge.....	107
Area 17: Warminster.....	113
Area 18: Westbury.....	120



**ABBREVIATIONS**

3G	Third Generation (artificial turf)
AGP	Artificial Grass Pitch
ECB	England and Wales Cricket Board
EH	England Hockey
FA	Football Association
FC	Football Club
FF	Football Foundation
HC	Hockey Club
KKP	Knight, Kavanagh and Page
NGB	National Governing Body
NPPF	National Planning Policy Framework
PPS	Playing Pitch Strategy
RFL	Rugby Football League
RFU	Rugby Football Union
RLFC	Rugby League Football Club
RUFC	Rugby Union Football Club
WCB	Wiltshire Cricket Board
WFA	Wiltshire FA

**COMMUNITY AREA PROFILES**

The following paper provides 18 Community Area Board profiles from the Wiltshire Playing Pitch Strategy (PPS) in the following (alphabetical) order:

- ◀ Stonehenge<sup>1</sup>
- ◀ Bradford-on-Avon
- ◀ Calne
- ◀ Chippenham & Villages
- ◀ Corsham
- ◀ Devizes
- ◀ Malmesbury
- ◀ Marlborough
- ◀ Melksham
- ◀ Pewsey
- ◀ Royal Wootton Bassett & Cricklade
- ◀ Salisbury
- ◀ South West Wiltshire
- ◀ Southern Wiltshire
- ◀ Tidworth
- ◀ Trowbridge
- ◀ Warminster
- ◀ Westbury

**Format**

Each of the profiles follows the same format, for simplicity and to aid comparison. The first part of each profile provides a brief description of the Community Board area, with population data and general information on team numbers for each sport then recorded.

Next, the profile provides information on the supply and use of pitch sport sites, including grass pitches and AGPs. A brief sport-by-sport review of activity is then provided, followed by a summary of current and likely future issues affecting pitch sports locally.

The profile then considers the likely impact of population change in the area on the numbers of teams likely to be fielded, and therefore the demand for pitches. These projections take into account both the impact of natural population change, as well as that of planned new housing allocations which, locally, can have a significant influence on the demand to play sport.

Finally, the local Action Plan is provided, with this extracted from the main Strategy document.

In total, there are eight tables within each area profile. These cover:

- ◀ Table A: Population
- ◀ Table B: Pitch sport team numbers
- ◀ Table C: Supply of key local grass pitch sport sites
- ◀ Table D: AGP provision locally
- ◀ Table E: Future pitch requirements
- ◀ Tables F & G: Housing growth impact
- ◀ Action Plan table

---

<sup>1</sup> Formerly known as Amesbury.

# WILTSHIRE COUNCIL PLAYING PITCH STRATEGY – COMMUNITY AREA PROFILES

## Area 1: Stonehenge

The Stonehenge Community Area covers mainly rural countryside in the south-east of the County of Wiltshire. There are a number of settlements; the largest and oldest being Amesbury, situated on a defended hill site overlooking the valley of the Salisbury Avon. Other large villages include a strong army presence, as at Bulford and Larkhill; the community area is dotted with various military sites. The army has, therefore, played a key role in the area's economy and prosperity. The town of Amesbury serves as the main service centre for the community area and also benefits from its proximity to the City of Salisbury, just six miles to the south.

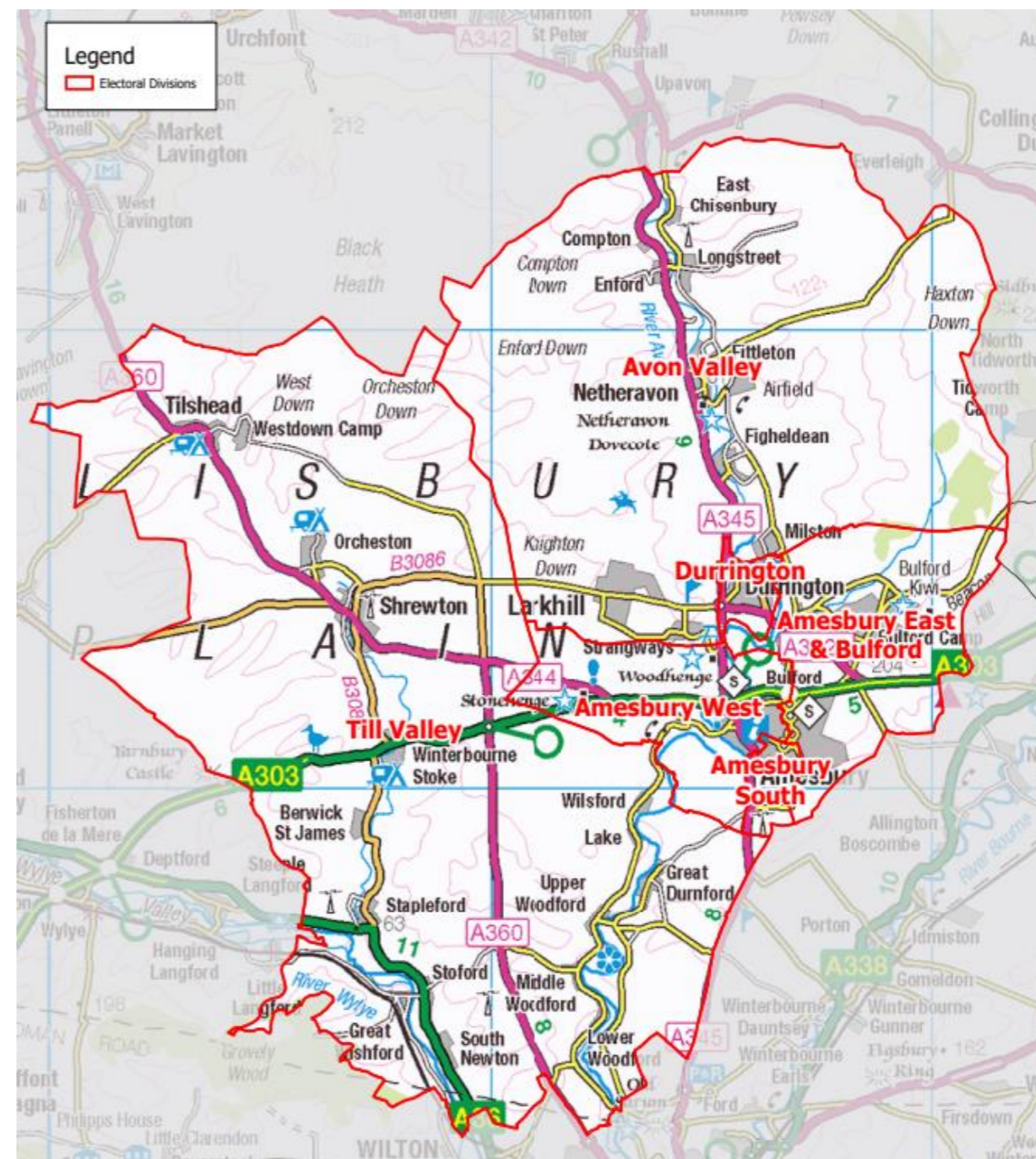
Table 1.1: Population in Stonehenge

Area (31,422 hectares)	Current population	Future population (ONS-based 2038 projections)	Housing growth (dwellings) in Local Plan (2020-2038)
Stonehenge	34,058	40,593	860

Table 1.2: Pitch sport team numbers in Stonehenge

Sport	Team gender	Age band	No. of teams	Current population
Football	Mens	16-45	13	7,353
Football	Womens	16-45	1	6,306
Football	Boys	12-15	15	859
Football	Girls	12-15	2	857
Football	Boys	10-11	10	524
Football	Girls	10-11	3	488
Football	Mixed	8-9	11	978
Football	Mixed	6-7	8	1,022
Cricket	Mens	18-55	8	8,933
Cricket	Womens	18-55	0	8,021
Cricket	Boys	7-18	2	2,768
Cricket	Girls	7-18	0	2,584
Rugby Union	Mens	19-45	1	6,770
Rugby Union	Womens	19-45	1	5,748
Rugby Union	Boys	13-18	1	1,175
Rugby Union	Girls	13-18	0	1,167
Rugby Union	Mixed	7-12	4	3,007
Rugby League	Mens	19-45	0	6,770
Rugby League	Womens	19-45	0	5,748
Rugby League	Boys	12-18	0	1,428
Rugby League	Girls	12-18	0	1,400
Rugby League	Mixed	7-11	0	2,519
Hockey	Mens	17-55	0	9,079
Hockey	Womens	17-55	0	8,187
Hockey	Boys	14-16	0	615
Hockey	Girls	14-16	0	572
Hockey	Boys	11-13	0	693
Hockey	Girls	11-13	0	732
Hockey	Mixed	5-10	0	2,987

Page 275



**WILTSHIRE COUNCIL**  
**PLAYING PITCH STRATEGY – COMMUNITY AREA PROFILES**

**Key grass pitch sport sites**

Table 1.3: Key grass pitch sites in Stonehenge and their pitches

Site ID	Site name	Adult football	Youth 11v11 football	Youth 9v9 football	Mini 7v7 football	Mini 5v5 football	Cricket squares	Senior rugby	Junior rugby	Mini rugby
15	Archers Gate Centenary Pavilion	1	-	1	1	1	1	1	-	-
40	Boscombe Down Sports Field	-	1	1	1	1	-	-	-	-
399	Larkhill Sports Ground	2	-	-	-	-	-	1	-	-

**AGP provision**

Table 1.4: AGPs identified in Stonehenge

Site ID	Site name	Community use	Number of pitches	Pitch size	Sports lighting?	Pitch surface	Pitch quality
11	Stonehenge School	No	1	Half Size	No	Medium Pile 3G	Standard
40	Boscombe Down Sports Field	No-disused	1	Full Size	Yes	Sand Filled	Poor
199	Marlborough Road Pitches	Yes	1	Full Size	Yes	Medium Pile 3G	Standard
211	Mod Larkhill	No	2	Full Size	Yes	Medium Pile 3G	Good
211	Mod Larkhill	No	1	Full Size	Yes	Sand Filled	Poor

Page 276

**Sport by sport overview**

- Football** – overplay is identified on adult and youth 9v9 pitches and located at Archers Gate Centenary Pavilion, Durrington Recreation Ground and South Newton Rec. All remaining pitch types are played to capacity at peak time. No additional teams are expected to be generated through population growth alone. Key clubs in the area include Amesbury Junior, Durrington and South Newton & Barford Hornets football clubs.
- 3G** – with only one full-size, sportslit 3G pitch identified in Stonehenge and located at Marlborough Road Pitches, there is deemed to be a current shortfall of 0.5 3G pitches based on the FA’s training model.
- Cricket** – actual spare capacity is identified for all formats of cricket when considering current and future demand in Stonehenge and the largest Club in the area is Shrewton CC.
- Rugby** – overplay totalling three match equivalent sessions is identified at Archers Gate Centenary Pavilion. The site accommodates all of Amesbury RUFC’s match and training demand and is the only site accessed for community use in the area.
- Hockey** – both hockey suitable AGPs identified in Stonehenge are unavailable to the community. The pitch at Boscombe Down Sports Field is disused whilst the pitch at Mod Larkhill is reserved for MOD use. Subsequently, no hockey demand is identified in Stonehenge.

**Population growth**

Based on population projections to 2038 (the period to which this assessment projects population based future demand), Sport England’s Playing Pitch Calculator can estimate the likely additional demand for grass rugby union pitches that will arise from any growth. This is by using the current and future populations in each of the relevant age groups together with the current team numbers, with team generation rates then established to understand how much growth is required to establish one new team.

For reference, the total current population in Wiltshire of 515,363 will increase to 541,068 by 2038. This is an increase of 25,704 people. The table below shows the number of new teams projected to be generated by the new population in Stonehenge and the requisite match equivalent sessions it will create. Please, however, note that this does include population increases linked to housing growth, which is instead covered separately following the table.

Table 1.5: Stonehenge team generation rates

Sport	Team Gender	Team generation rate	Population Increase	Additional teams	Additional matches per week	Additional pitches required <sup>2</sup>
Football	Mens	565.58	414.54	0.73	0.37	0.18
Football	Womens	6,306.48	355.56	0.06	0.03	0.02

<sup>2</sup> Assuming additional pitches provided would be of standard quality.

**WILTSHIRE COUNCIL**  
**PLAYING PITCH STRATEGY – COMMUNITY AREA PROFILES**

Sport	Team Gender	Team generation rate	Population Increase	Additional teams	Additional matches per week	Additional pitches required <sup>2</sup>
Football	Boys	57.24	48.41	0.85	0.43	0.21
Football	Girls	428.32	48.30	0.11	0.06	0.03
Football	Boys	52.42	29.56	0.56	0.28	0.14
Football	Girls	162.56	27.50	0.17	0.09	0.04
Football	Mixed	88.92	55.15	0.62	0.31	0.08
Football	Mixed	127.79	57.64	0.45	0.23	0.06
Cricket	Mens	1,116.58	503.63	0.45	0.23	0.06
Cricket	Womens	-	452.22	-	-	-
Cricket	Boys	1,384.21	156.08	0.11	0.06	0.01
Cricket	Girls	-	145.68	-	-	-
Rugby Union	Mens	6,769.82	381.68	0.06	0.03	0.02
Rugby Union	Womens	5,748.34	324.09	0.06	0.03	0.02
Rugby Union	Boys	1,175.50	66.28	0.06	0.03	0.02
Rugby Union	Girls	-	65.78	-	-	-
Rugby Union	Mixed	751.81	169.55	0.23	0.12	0.06
Rugby League	Mens	-	381.68	-	-	-
Rugby League	Womens	-	324.09	-	-	-
Rugby League	Boys	-	80.50	-	-	-
Rugby League	Girls	-	78.92	-	-	-
Rugby League	Mixed	-	142.00	-	-	-
Hockey	Mens	-	511.88	-	-	-
Hockey	Womens	-	461.58	-	-	-
Hockey	Boys	-	34.70	-	-	-
Hockey	Girls	-	32.26	-	-	-
Hockey	Boys	-	39.09	-	-	-
Hockey	Girls	-	41.26	-	-	-
Hockey	Mixed	-	168.41	-	-	-

Page 277

As seen in the table above, no additional teams are expected to be generated through population growth alone in the Stonehenge Analysis Area.

**Housing growth**

The anticipated population increase over the 14 year period (2038) equates to 1.71 match equivalent sessions of demand per week for grass pitch sports, zero match equivalent sessions on hockey suitable AGP and 4.81 match equivalent sessions of demand per season for cricket. Training demand equates to 3.21 hours of use per week for football on 3G pitches and zero hours on hockey suitable AGP.

Table 1.6: Demand for grass pitch sports generated from a population increase of 1,978.

Pitch sport	Estimated demand by sport	
	Match demand per week	Training demand
Adult football	0.32	3.21 hours
Youth football	0.83	As above
Mini soccer	0.46	As above
Rugby union	0.10	0.13 equivalent sessions
Rugby league	0.00	0.00 match equivalent sessions
Adult hockey	0.00	0.00 hours
Junior & mixed hockey	0.00	0.00 hours
Cricket	4.81	-

The table below translates estimated demand into new pitch provision with associated capital and lifestyle costs.

**WILTSHIRE COUNCIL**  
**PLAYING PITCH STRATEGY – COMMUNITY AREA PROFILES**

Table 1.7: Estimated demand and costs for new pitch provision

Pitch type	Estimated demand and costs for new pitches			Changing rooms	
	Number of pitches to meet demand	Capital cost	Lifecycle Cost (per annum)	Number	Capital cost
Adult football	0.32	£35,778	£7,048	0.64	£127,663
Youth football	0.83	£76,050	£15,362	1.02	£203,667
Mini soccer	0.46	£13,995	£2,771	0.00	£0
Rugby union	0.10	£17,266	£3,194	0.21	£41,072
Rugby league	0.00	£0	£0	0.00	£0
Cricket	0.11	£40,107	£7,380	0.23	£45,629
Sand AGPs	0.00	£0	£0	0.00	£0
3G pitches	0.08	£98,206	£2,888	0.17	£33,812
<b>Total</b>	<b>1.91</b>	<b>£281,402</b>	<b>£38,644</b>	<b>2.26</b>	<b>£451,843</b>

Overall, an additional 1.91 pitches would be required to meet additional demand arising from a population increase of 1,978. This would require an expected capital cost of £281,402 and a lifecycle cost per annum of £38,644.

**Action Plan**

Site ID	Site	Postcode	Sport	Management	Current status	Recommended actions	Partners	Site hierarchy tier	Priority	Timescales	Cost	Aim
8	All Saints C of E Primary School	SP4 9PJ	Football	Education	Two mini 5v5 pitches that are poor quality not available for community use.	Improve pitch quality as appropriate to meet curricular and extracurricular demand.	FA, FF, WFA, Education	Local	L	L	L	Protect Enhance
11	Stonehenge School	SP4 7PW	3G	Education	A standard quality smaller size 3G pitch that is unavailable for community use and is without sports lighting.	Sustain 3G quality with appropriate maintenance. Ensure a relevant sinking fund is in situ and refurbish when appropriate.	FA, FF, WFA, Education	Local	L	M	L	Protect
12	Stonehenge School Playing Fields (Holders Lane)	SP4 7PH	Football	Education	Three standard quality adult pitches that have recently been brought back into use for school usage.	Explore options with the School for community use access.	FA, FF, WFA, Education	Local	M	S	L	Protect
12	Stonehenge School Playing Fields (Holders Lane)	SP4 7PH	Football	Education	Two standalone NTPs.	Retain for curricular and extra-curricular needs.	ECB, WCB, Education	Local	L	L	L	Protect
14	Appleford School	SP3 4HL	Football	Education	Two mini 7v7 pitches which are good quality but not available for community use.	Sustain pitch quality with appropriate maintenance to meet curricular and extracurricular demand.	FA, FF, WFA, Education	Local	L	L	L	Protect
15	Archers Gate Centenary Pavilion	SP4 7XX	Cricket	Amesbury Town Council	A nine wicket good quality grass square accompanied standard quality ancillary. Square has capacity to accommodate additional demand. Leased to Amesbury CC.	Sustain square quality with appropriate maintenance. Utilise spare capacity to accommodate future demand/alleviate shortfalls.	ECB, WCB, Amesbury Town Council	Local	L	S	L	Protect

**WILTSHIRE COUNCIL**  
**PLAYING PITCH STRATEGY – COMMUNITY AREA PROFILES**

Site ID	Site	Postcode	Sport	Management	Current status	Recommended actions	Partners	Site hierarchy tier	Priority	Timescales	Cost	Aim
15	Archers Gate Centenary Pavilion	SP4 7XX	Football	Amesbury Town Council	One adult pitch, one youth 9v9 pitch and one mini 5v5 pitch which are poor quality. One mini 7v7 pitch which is standard quality. The adult and youth 9v9 pitch are overplayed by 0.5 match equivalent sessions and 1.5 match equivalent sessions respectively. The remaining pitches are played to capacity at peak time. Accompanied by standard quality ancillary football.	Look to improve the pitches with enhanced levels of maintenance.	FA, FF, WFA, Amesbury Town Council	Local	L	S	L	Protect Enhance
15	Archers Gate Centenary Pavilion	SP4 7XX	Rugby union	Amesbury Town Council	One standard (Basic) quality senior rugby pitch that is overplayed. Accompanied by ancillary provision of poor quality. Amesbury RUFC currently has no secure agreement on the site and therefore is considered to have unsecure tenure, whilst the Club has grown and continues to do so significantly it aspires to relocate off the site to enable its growth.	Sustain pitch quality through appropriate levels of maintenance. Support Amesbury RUFC in tenure agreement and/or in finding an alternative site for continued growth. Improve ancillary facilities.	RFU, Amesbury Town Council	Local	H	M	M	Protect
20	Avon Valley College	SP4 8HH	Football	Education	One adult pitch, one youth 9v9 pitch, one mini 7v7 pitch and one mini 5v5 pitch all of which are standard quality. The adult and youth 9v9 pitch are played to capacity. The remaining pitches are played to capacity at peak time. Accompanied by standard quality ancillary provision.	Sustain pitch quality with appropriate levels of maintenance to meet community, curricular and extracurricular demand.	FA, FF, WFA, Education	Local	M	L	L/M	Protect
39	Bonnymead Park	SP4 7BB	Football	Council	One adult pitch that has spare capacity discounted due to poor quality. The site is home to Amesbury Town FC (Regional Feeder League).	Consider potential rationalisation of provision to contribute to a hub site. If not feasible improve pitch quality with enhanced levels of maintenance.	FA, FF, WFA	Local	L	L	L	Protect Enhance
40	Boscombe Down Sports Field	SP4 7LP	Football	MOD	One youth 11v11 pitch, one youth 9v9 pitch, one mini 7v7 pitch and one mini 5v5 pitch all of which are standard quality. The mini pitches are played to capacity at peak time whereas the youth pitches have spare capacity discounted due to unsecure tenure. Accompanied by standard quality ancillary provision.	Sustain pitch quality with appropriate levels of maintenance. Explore options for securing long term tenure for community users.	FA, FF, WFA, MOD	Key centre	H	S	L/M	Protect

**WILTSHIRE COUNCIL**  
**PLAYING PITCH STRATEGY – COMMUNITY AREA PROFILES**

Site ID	Site	Postcode	Sport	Management	Current status	Recommended actions	Partners	Site hierarchy tier	Priority	Timescales	Cost	Aim
40	Boscombe Down Sports Field	SP4 7LP	Hockey / 3G	MOD	One disused full size pitch that is equipped with sports lighting. Provision has been identified for a potential conversion to 3G which would alleviate football and rugby union shortfalls (if Amesbury RUFC is relocated). Pitch is deemed surplus to requirements for hockey purposes.	Explore the feasibility of converting the disused hockey suitable AGP to FA and WR compliant 3G in order to alleviate identified football and rugby union shortfalls. This would include the relocation of Amesbury RUFC. Any loss of hockey suitable provision would require agreed mitigation for hockey through relevant dialogue with NGBs and SE. Any development on site would need to secure long term tenure for community users.	FA, FF, WFA, EH, MOD	Key centre	H	M	M	Protect Provide Enhance
56	Bulford Recreation Ground	SP4 9DY	Football	Council	One adult pitch that has spare capacity discounted due to poor quality. Accompanied by poor quality ancillary provision.	Consider potential rationalisation of provision to contribute to a hub site. If not feasible improve pitch quality with enhanced levels of maintenance.	FA, FF, WFA	Local	L	L	L	Protect Enhance
114	Durrington Recreation Ground	SP4 8HH	Football	Council	One poor quality adult pitch that is overplayed by 0.5 match equivalent sessions. Accompanied by poor quality ancillary provision.	Improve pitch quality with enhanced level of maintenance.	FA, FF, WFA	Local	M	S	L	Protect Enhance
117	Enford Village Hall & Recreation Ground	SN9 6DD	Football (Disused)	Trust	Disused site which accommodated one youth 11v11 pitch last marked circa 2014.	Explore feasibility of bringing the playing field back into use given local shortfalls and ensure replacement provision is provided in line with national planning policy should a proposal come forward that will result in permanent loss.	FA, FF, WFA, Trust	Local	L	L	L	Protect
122	Figheldean Recreation Ground	SP4 8JR	Football	Council	One adult pitch that has spare capacity discounted due to poor quality.	Consider potential rationalisation of provision to contribute to a hub site. If not feasible improve pitch quality with enhanced levels of maintenance.	FA, FF, WFA	Local	L	L	L	Protect Enhance
123	Fisherton Recreation Ground (Closed)	SP4 7AJ	Football	Council	One adult pitch not actively marked with a set of posts. Used for recreational demand.	Retain as appropriate to meet recreational demand.	FA, FF, WFA	Local	L	L	L	Protect
169	Kings Gate Primary School	SP4 7GD	Football	Education	One poor quality mini 5v5 pitch not available for community use.	Improve pitch quality as appropriate to meet curricular and extracurricular demand.	FA, FF, WFA, Education	Local	L	L	L	Protect
199	Marlborough Road Pitches	SP4 9AA	Cricket	MOD	One standalone NTP that's not available for community use.	Sustain quality as appropriate and retain as current use.	ECB, WCB, MOD	Key centre	L	L	L	Protect



**WILTSHIRE COUNCIL**  
**PLAYING PITCH STRATEGY – COMMUNITY AREA PROFILES**

Site ID	Site	Postcode	Sport	Management	Current status	Recommended actions	Partners	Site hierarchy tier	Priority	Timescales	Cost	Aim
199	Marlborough Road Pitches	SP4 9AA	Football	MOD	One standard quality adult pitch that has spare capacity discounted due to unsecure tenure.	Sustain pitch quality with appropriate levels of maintenance. Explore potential options to secure community users long term tenure.	FA, FF, WFA, MOD	Key centre	L	S	L	Protect
199	Marlborough Road Pitches	SP4 9AA	3G	Sports club	One standard quality full size 3G pitch that is equipped with sports lighting. The pitch has exceeded its 10-year recommended lifespan and thus requires resurfacing.	Look to refurbish the pitch when required based on its quality. Ensure a sinking fund is in situ. Explore certifying the pitch formally for competitive use.	FA, FF, WFA, MOD	Key centre	H	M	H	Protect Enhance
211	Mod Larkhill	SP4 8QT	Football	MOD	Three adult pitches, all of which are good quality and not available for community use.	Sustain pitch quality with appropriate maintenance.	FA, FF, WFA, MOD	Local	L	L	L	Protect
211	Mod Larkhill	SP4 8QT	3G	MOD	Two good quality full size 3G pitches, both of which are unavailable for community use but are equipped with sports lighting.	Explore community use options.	FA, FF, WFA, MOD	Local	M	S	L	Protect
211	Mod Larkhill	SP4 8QT	Cricket	MOD	A standard quality eight wicket grass square that is not available for community use.	Sustain quality as appropriate and retain as current use.	ECB, WCB, MOD	Local	L	L	L	Protect
211	Mod Larkhill	SP4 8QT	Rugby Union	MOD	Two standard quality senior pitches that are not available for community use nor sports lit.	Sustain pitch quality with appropriate maintenance.	RFU, MOD	Local	L	L	L	Protect
211	Mod Larkhill	SP4 8QT	Hockey	MOD	One poor quality full size pitch that is unavailable for community use but is equipped with sports lighting. The pitch has exceeded its 10-year recommended lifespan and thus requires resurfacing.	Explore community use options. Resurface the full size pitch to improve quality and ensure a sinking fund is in place for long-term sustainability.	EH, MOD	Local	H	S	H	Protect Enhance Provide
217	Netheravon Airfield	SP4 9SA	Football	MOD	One standard quality adult pitch that is unavailable for community use.	Explore community use options.	FA, FF, WFA, MOD	Local	L	L	L	Protect
277	Shrewton Recreation Ground	SP3 4JU	Football	Trust	One poor quality adult pitch that has spare capacity discounted due to poor pitch quality. The site is home to Shrewton United FC (Regional Feeder League).	Improve quality to establish actual spare capacity for clubs. Ensure the site meets the minimum requirements to progress through the football pyramid.	FA, FF, WFA, Trust	Local	M	S	M	Protect Enhance

**WILTSHIRE COUNCIL**  
**PLAYING PITCH STRATEGY – COMMUNITY AREA PROFILES**

Site ID	Site	Postcode	Sport	Management	Current status	Recommended actions	Partners	Site hierarchy tier	Priority	Timescales	Cost	Aim
277	Shrewton Recreation Ground	SP3 4JU	Cricket	Trust	A good quality nine wicket grass square accompanied by an NTP. Leased to Shrewton CC from Trustees. Square has minimal capacity for additional demand. The Club is currently developing a new ground (SP3 4DZ), located just under one kilometre from the Club's current venue. The new provision will have a 10-wicket grass square that has been laid and is ready for use, with some teams to relocate there from the start of the 2024 season. The Club also aspires to establish ancillary provision at the new site.	Sustain the square quality with appropriate maintenance. Utilise spare capacity to accommodate future demand/alleviate shortfalls. Assist the Club in its plans in establishing a new facility for the start of the 2024. Explore the possibility of creating ancillary provision at the new site.	ECB, WCB, Sports Club	Local	H	S-M	H	Protect Provide
281	South Newton Rec	SP2 0QD	Football	South Newton Parish Council	One adult pitch and one youth 9v9 pitch, both of which are poor quality and overplayed by 2.5 match equivalent sessions per week.	Improve quality to alleviate overplay.	FA, FF, WFA, Parish Council	Local	M	S	L	Protect Enhance
281	South Newton Rec	SP2 0QD	Cricket (Disused)	South Newton Parish Council	Site previously accommodated a nine wicket grass square until 2018.	Retain as strategic reserve if an increase in demand warrants reinstating the provision. Ensure any permanent loss of provision meets national planning policy requirements.	ECB, WCB, Parish Council	Local	L	L	L	Protect
387	Great Durnford	SP4 6AY	Cricket	Sports club	A standard quality eight wicket grass square accompanied by poor quality ancillary provision. Leased to Great Durnford CC. Square has spare capacity to accommodate additional demand.	Sustain square quality with appropriate maintenance. Utilise spare capacity to accommodate future demand/alleviate shortfalls. Explore options to improve ancillary provision quality.	ECB, WCB, Sports Club	Local	L	S	L	Protect Enhance

**WILTSHIRE COUNCIL**  
**PLAYING PITCH STRATEGY – COMMUNITY AREA PROFILES**

**Area 2: Bradford-on-Avon**

The Bradford-on-Avon Community Area covers a mix of urban and rural countryside in the west of the County of Wiltshire. It is dominated by the one settlement, the ancient market town of Bradford-on-Avon. There are nine parishes across the community area. There are no other towns. Bradford-on-Avon is a popular and expensive commuter town with easy access to Bristol, Bath, and London. Although the town of Bradford-on-Avon provides a range of shops and facilities, the nearby city of Bath, only 6 miles to the north-west and Trowbridge, 3 miles away, both provide many nearby alternatives.

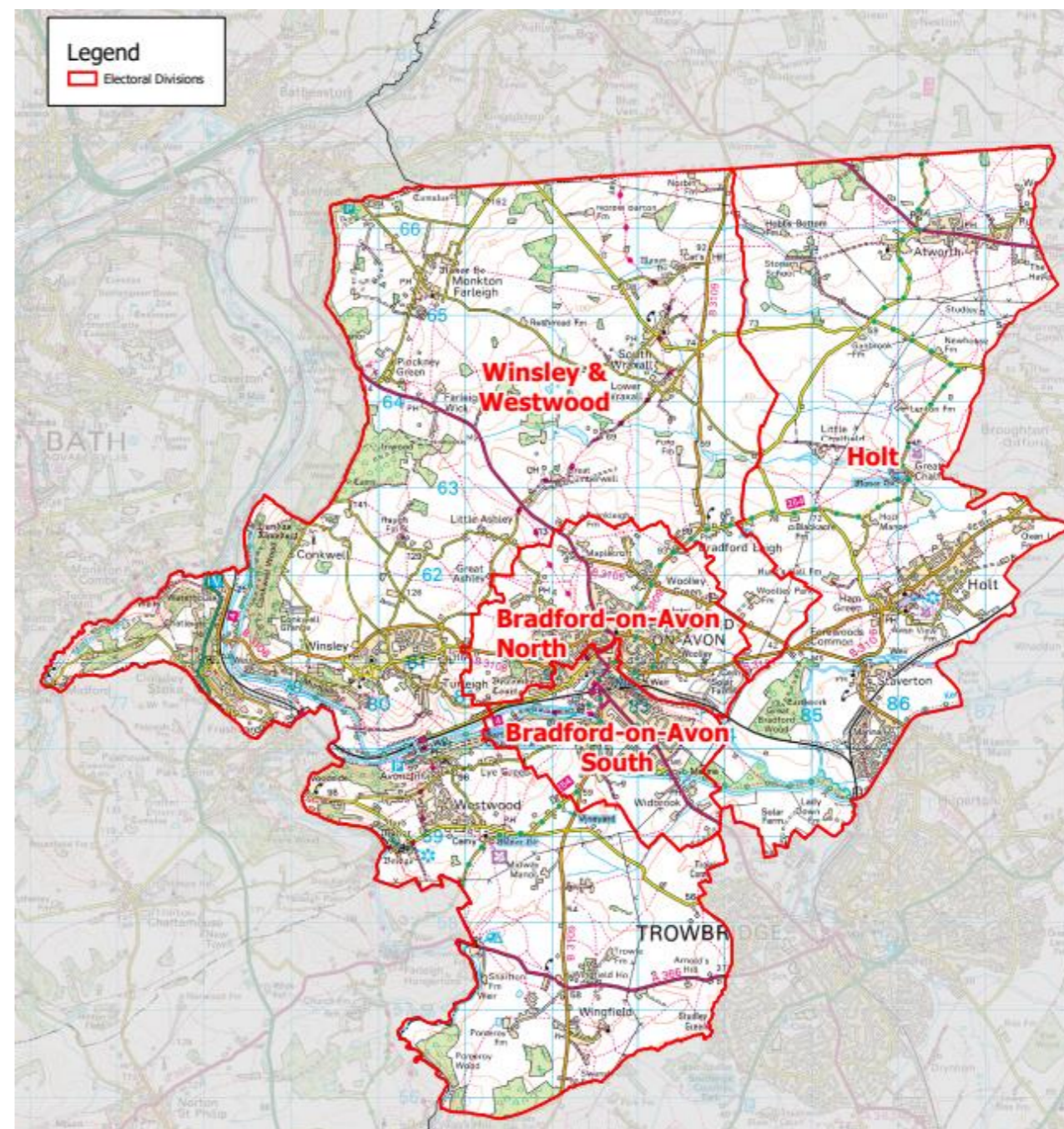
Table 2.1: Population in Bradford-on-Avon

Area (5,919 hectares)	Current population	Future population (ONS-based 2038 projections)	Housing growth (dwellings) in Local Plan (2020-2038)
Bradford-on-Avon	20,527	21,696	345

Table 2.2: Pitch sport team numbers in Bradford-on-Avon

Sport	Team gender	Age band	No. of teams	Current population
Football	Mens	16-45	6	2,816
Football	Womens	16-45	0	2,899
Football	Boys	12-15	9	544
Football	Girls	12-15	2	560
Football	Boys	10-11	5	315
Football	Girls	10-11	2	276
Football	Mixed	8-9	5	476
Football	Mixed	6-7	4	440
Cricket	Mens	18-55	8	4,011
Cricket	Womens	18-55	1	4,122
Cricket	Boys	7-18	11	1,584
Cricket	Girls	7-18	0	1,558
Rugby Union	Mens	19-45	1	2,464
Rugby Union	Womens	19-45	0	2,521
Rugby Union	Boys	13-18	3	777
Rugby Union	Girls	13-18	4	780
Rugby Union	Mixed	7-12	7	1,584
Rugby League	Mens	19-45	0	2,464
Rugby League	Womens	19-45	0	2,521
Rugby League	Boys	12-18	0	898
Rugby League	Girls	12-18	0	946
Rugby League	Mixed	7-11	0	1,298
Hockey	Mens	17-55	0	4,109
Hockey	Womens	17-55	0	4,248
Hockey	Boys	14-16	0	419
Hockey	Girls	14-16	0	396
Hockey	Boys	11-13	0	432
Hockey	Girls	11-13	0	436
Hockey	Mixed	5-10	0	1,408

Page 283



**WILTSHIRE COUNCIL**  
**PLAYING PITCH STRATEGY – COMMUNITY AREA PROFILES**

**Key grass pitch sport sites**

Table 2.3: Key grass pitch sites in Bradford-on-Avon and their pitches

Site ID	Site name	Adult football	Youth 11v11 football	Youth 9v9 football	Mini 7v7 football	Mini 5v5 football	Cricket squares	Senior rugby	Junior rugby	Mini rugby
44	Bradford-on-Avon Rugby Club	-	-	-	-	-	-	3	-	-
242	Poultton Recreation Field	-	-	-	3	-	-	-	-	-
267	School Lane Playing Field	-	1	1	1	1	-	-	-	-
350	Victory Field Recreation Ground	-	-	1	1	1	-	-	-	-

**AGP provision**

Table 2.4: AGPs identified in Bradford-on-Avon

Site ID	Site name	Community use	Number of pitches	Pitch size	Sports lighting?	Pitch surface	Pitch quality
299	St Laurence School	No	1	Half Size	No	Sand Dressed	Poor
313	Stonar School	Yes	1	Full Size	Yes	Sand Dressed	Poor

**Sport by sport overview**

- Football** – overplay is identified on youth 11v11 and youth 9v9 pitches and located at School Lane Playing Field, St Laurence School and Victory Field Recreation Ground whilst actual spare capacity is identified on adult pitches and located at Holt Playing Field. All remaining pitch types are played to capacity at peak time. No additional teams are expected to be generated through population growth alone. Key clubs in the area include Bradford Town Youth and Staverton Rangers Youth football clubs.
- 3G** – with no 3G pitch currently provided in Bradford-on-Avon, there is deemed to be a current shortfall of one full size 3G pitch based on the FA’s training model.
- Cricket** – overplay of 49 matches per season is identified in the area, with no actual spare capacity identified. Both Winsley CC and Bradford-on-Avon CC are based in Bradford-on-Avon and are identified as key clubs.
- Rugby** – overplay totalling 1.25 match equivalent sessions is identified at Bradford-on-Avon Rugby Club. The site accommodates all of Bradford-on-Avon RUFC’s match and training demand and is the only site accessed for community use in the area.
- Hockey** – of the two hockey suitable AGPs in Bradford-on-Avon, only the pitch at Stonar School is available for community use. However, the pitch is in poor condition and unused. Therefore, there is no demand for hockey in Bradford-on-Avon.

**Population growth**

Based on population projections to 2038 (the period to which this assessment projects population based future demand), Sport England’s Playing Pitch Calculator can estimate the likely additional demand for grass rugby union pitches that will arise from any growth. This is by using the current and future populations in each of the relevant age groups together with the current team numbers, with team generation rates then established to understand how much growth is required to establish one new team.

For reference, the total current population in Wiltshire of 515,363 will increase to 541,068 by 2038. This is an increase of 25,704 people. The table below shows the number of new teams projected to be generated by the new population in Bradford-on-Avon and the requisite match equivalent sessions it will create. Please, however, note that this does include population increases linked to housing growth, which is instead covered separately following the table.

Table 2.5: Bradford-on-Avon team generation rates

Sport	Team Gender	Team generation rate	Population Increase	Additional teams	Additional matches per week	Additional pitches required <sup>3</sup>
Football	Mens	469.4	158.79	0.34	0.17	0.09
Football	Womens	-	163.42	-	-	-
Football	Boys	60.49	30.69	0.51	0.26	0.13

<sup>3</sup> Assuming additional pitches provided would be of standard quality.

**WILTSHIRE COUNCIL**  
**PLAYING PITCH STRATEGY – COMMUNITY AREA PROFILES**

Sport	Team Gender	Team generation rate	Population Increase	Additional teams	Additional matches per week	Additional pitches required <sup>3</sup>
Football	Girls	279.95	31.57	0.11	0.06	0.03
Football	Boys	63.08	17.78	0.28	0.14	0.07
Football	Girls	138.1	15.57	0.11	0.06	0.03
Football	Mixed	95.22	26.84	0.28	0.14	0.04
Football	Mixed	109.95	24.8	0.23	0.12	0.03
Cricket	Mens	501.34	226.13	0.45	0.23	0.06
Cricket	Womens	4,122.16	232.41	0.06	0.03	0.01
Cricket	Boys	143.97	89.29	0.62	0.31	0.08
Cricket	Girls	-	87.82	-	-	-
Rugby Union	Mens	2,464.18	138.93	0.06	0.03	0.02
Rugby Union	Womens	-	142.11	-	-	-
Rugby Union	Boys	259.07	43.82	0.17	0.09	0.04
Rugby Union	Girls	195.08	43.99	0.23	0.12	0.06
Rugby Union	Mixed	226.25	89.29	0.39	0.20	0.10
Rugby League	Mens	-	138.93	-	-	-
Rugby League	Womens	-	142.11	-	-	-
Rugby League	Boys	-	50.61	-	-	-
Rugby League	Girls	-	53.33	-	-	-
Rugby League	Mixed	-	73.21	-	-	-
Hockey	Mens	-	231.67	-	-	-
Hockey	Womens	-	239.52	-	-	-
Hockey	Boys	-	23.61	-	-	-
Hockey	Girls	-	22.33	-	-	-
Hockey	Boys	-	24.36	-	-	-
Hockey	Girls	-	24.58	-	-	-
Hockey	Mixed	-	79.41	-	-	-

Page 285

As seen in the table above, no additional teams are expected to be generated through population growth alone in the Bradford-on-Avon Analysis Area.

**Housing growth**

The anticipated population increase over the 14 year period (2038) equates to 0.84 match equivalent sessions of demand per week for grass pitch sports, zero match equivalent sessions on hockey suitable AGP and 7.30 match equivalent sessions of demand per season for cricket. Training demand equates to 1.31 hours of use per week for football on 3G pitches and zero hours on hockey suitable AGP.

Table 2.6: Demand for grass pitch sports generated from a population increase of 794.

Pitch sport	Estimated demand by sport	
	Match demand per week	Training demand
Adult football	0.14	1.31 hours
Youth football	0.32	As above
Mini soccer	0.19	As above
Rugby union	0.19	0.22 equivalent sessions
Rugby league	0.00	0.00 match equivalent sessions
Adult hockey	0.00	0.00 hours
Junior & mixed hockey	0.00	0.00 hours
Cricket	7.30	-

The table below translates estimated demand into new pitch provision with associated capital and lifestyle costs.

**WILTSHIRE COUNCIL**  
**PLAYING PITCH STRATEGY – COMMUNITY AREA PROFILES**

Table 2.7: Estimated demand and costs for new pitch provision

Pitch type	Estimated demand and costs for new pitches			Changing rooms	
	Number of pitches to meet demand	Capital cost	Lifecycle Cost (per annum)	Number	Capital cost
Adult football	0.14	£15,961	£3,144	0.28	£56,953
Youth football	0.32	£29,764	£6,012	0.41	£82,958
Mini soccer	0.19	£5,760	£1,140	0.00	£0
Rugby union	0.19	£31,789	£5,881	0.38	£75,619
Rugby league	0.00	£0	£0	0.00	£0
Cricket	0.16	£55,776	£10,263	0.32	£63,455
Sand AGPs	0.00	£0	£0	0.00	£0
3G pitches	0.03	£40,068	£1,178	0.07	£13,795
<b>Total</b>	<b>1.04</b>	<b>£179,118</b>	<b>£27,619</b>	<b>1.46</b>	<b>£292,780</b>

Overall, an additional 1.04 pitches would be required to meet additional demand arising from a population increase of 794. This would require an expected capital cost of £179,118 and a lifecycle cost per annum of £27,619.

**Action Plan**

Site ID	Site	Postcode	Sport	Management	Current status	Recommended actions	Partners	Site hierarchy tier	Priority	Timescales	Cost	Aim
17	Atworth Recreation Ground (Closed)	SN12 8HE	Football (Recreational)	Council	One adult pitch and one mini 5v5 pitch not actively marked. Each pitch has a set of posts. Used for recreational demand.	Explore the feasibility of bringing the pitch back into use for affiliated demand from the community.	FA, FF, WFA	Local	L	S	L	Protect
19	Avon Park	BA2 7FF	Football	Council	One standard quality youth 9v9 pitch that is serviced with poor quality ancillary facilities.	Consider potential rationalisation of provision to contribute to a hub site. If not feasible improve pitch quality with enhanced levels of maintenance.	FA, FF, WFA	Local	L	L	L	Protect Enhance
28	Bearfield Playing Field	BA15 1RN	Football (Recreational)	Council	One youth 9v9 pitch not actively marked with a set of posts. Used for recreational demand.	Explore the feasibility of bringing the pitch back into use for affiliated demand from the community.	FA, FF, WFA	Local	L	S	L	Protect
44	Bradford-on-Avon Rugby Club	BA15 2HR	Football (Disused)	Sports Club	Two adult pitches, two youth 11v11 pitches and four mini 7v7 pitches no longer marked. The playing field land is now being used for rugby union and archery demand.	No action required.	FA, FF, WFA, Sports Club	-	-	-	-	-
44	Bradford-on-Avon Rugby Club	BA15 2HR	Rugby Union	Sports Club	Three standard quality senior pitches, of which one has sports lighting. Pitch with sports lighting is overplayed, whilst the remaining two pitches have minimal spare capacity. Accompanied by good quality ancillary provision.	Improve pitch quality to reduce overplay through enhanced levels of maintenance and consider installation of additional sports lighting to fully alleviate it.	RFU, Sports Club	Local	L	L	L	Protect Enhance

**WILTSHIRE COUNCIL**  
**PLAYING PITCH STRATEGY – COMMUNITY AREA PROFILES**

Site ID	Site	Postcode	Sport	Management	Current status	Recommended actions	Partners	Site hierarchy tier	Priority	Timescales	Cost	Aim
45	Bradford-on-Avon Sports & Social Club	BA15 1EX	Football/ 3G	Community Organisation	Two good quality adult pitches. Bradford Town FC (Step 6) aspires to redevelop the site's changing rooms which are currently in old shipping containers. The site is identified as a potential site for a full size 3G pitch.	Support the Club in its aspirations to improve its ancillary facilities. Ensure the site meets the minimum requirements to progress through the football pyramid. Explore the feasibility of developing a full size 3G pitch onsite.	FA, FF, WFA, Community Organisation	Local	H	M	H	Protect Enhance Provide
96	Culver Close Playing Field	BA15 1LF	Cricket	Bradford-on-Avon Town Council	A good quality nine-wicket grass square used by Bradford-on-Avon CC. Overplayed by 17 match equivalent sessions. Bradford on Avon CC aspires to build fixed net provision at Culver Close Playing Field. The Club is also working closely with the Town Council as it looks towards the replacement of its current pavilion, which currently has asbestos, and has submitted a planning application for this.	Sustain square quality with appropriate maintenance. Explore options to install an NTP / hybrid wicket to alleviate overplay. Explore using sites with spare capacity to alleviate overplay. Support the pavilion development plans at Culver Close Playing Field. Support Bradford-on-Avon CC in development of fixed net provision at Culver Close Playing Field.	ECB, WCB, Bradford-on-Avon Town Council	Local	H	S	M-H	Protect Provide
156	Holt Playing Field	BA14 6RT	Football	Council	One standard quality adult pitch that has actual spare capacity amounting to 0.5 match equivalent sessions per week. The site is serviced with poor quality ancillary facilities.	Consider potential rationalisation of provision to contribute to a hub site. If not feasible improve pitch quality with enhanced levels of maintenance.	FA, FF, WFA	Local	L	L	L	Protect Enhance
157	Holt VC Primary School	BA14 6RA	Football	Education	One poor quality mini 5v5 pitch that is unavailable for community use.	Improve quality for curricular and extra-curricular demand.	FA, FF, WFA Education	Local	L	L	L	Protect Enhance
242	Poulton Recreation Field	BA15 1EA	Football	Council	Three poor quality mini 7v7 pitches that have spare capacity discounted due to poor pitch quality. The site is serviced with poor quality ancillary facilities.	Consider potential rationalisation of provision to contribute to a hub site. If not feasible improve pitch quality with enhanced levels of maintenance.	FA, FF, WFA	Local	L	L	L	Protect Enhance
267	School Lane Playing Field	BA14 8UU	Football	Council	One youth 11v11 pitch, one youth 9v9 pitch, one mini 7v7 pitch and one mini 5v5 pitch, all of which are poor quality. The youth 11v11 pitch is overplayed by one match equivalent session per week, whilst the youth 9v9 pitch is played to capacity and the mini 7v7 pitch has spare capacity discounted due poor pitch quality. The site is without ancillary facilities.	Improve quality to alleviate overplay and establish actual spare capacity. Explore the feasibility of providing appropriate ancillary provision.	FA, FF, WFA	Local	M	M	H	Protect Provide

**WILTSHIRE COUNCIL**  
**PLAYING PITCH STRATEGY – COMMUNITY AREA PROFILES**

Site ID	Site	Postcode	Sport	Management	Current status	Recommended actions	Partners	Site hierarchy tier	Priority	Timescales	Cost	Aim
299	St Laurence School	BA15 1DZ	Football	Education	One adult pitch and two youth 11v11 pitches, all of which are poor quality. The adult pitch has spare capacity discounted due to unsecure tenure and poor pitch quality, whilst the youth 11v11 pitch is overplayed by 1.5 match equivalent sessions per week.	Improve quality to alleviate overplay on pitches. Seek to provide a community use agreement, enabling security of tenure for clubs and establishing actual spare capacity.	FA, FF, WFA Education	Local	M	S	L	Protect Enhance
299	St Laurence School	BA15 1DZ	Rugby Union	Education	One poor quality senior rugby union pitch available for community use. Pitch is played to capacity from curricular demand.	Improve quality of pitch through enhanced levels of demand for curricular and extracurricular use.	RFU, Education	Local	L	L	L	Protect Enhance
299	St Laurence School	BA15 1DZ	Hockey	Education	One smaller size pitch that is unavailable for community use and is without sports lighting.	Explore sports lighting installation for curricular and extra-curricular demand.	EH, Education	Local	L	S	L	Protect Enhance
313	Stonar School	SN12 8NT	Hockey	Education	One poor quality full size pitch that is available for community use and serviced with sports lighting. The pitch has exceeded its 10-year recommended lifespan (installed in 2010) and thus requires resurfacing.	Resurface pitch to improve quality and ensure a sinking fund is in place for long-term sustainability.	EH, Education	Local	H	S	H	Protect Enhance Provide
327	The Downs	BA15 2LX	Cricket	Sports Club	A good quality 12 wicket grass square owned by Winsley CC. Accompanied by standard quality ancillary provision. Overplayed by 32 match equivalent sessions. The Club exports its third and fourth teams to Bath & North East Somerset.	Sustain square quality with appropriate maintenance. Explore options on how to alleviate overplay including installing an onsite NTP, hybrid wickets, utilisation of provision with spare capacity and potential creation of new provision.	ECB, WCB, Sports Club	Local	H	S-M	L-H	Protect Provide
350	Victory Field Recreation Ground	BA15 1LE	Football	Community Organisation	One youth 9v9 pitch, one mini 7v7 pitch and one mini 5v5 pitch, all of which are poor quality. The youth 9v9 pitch is overplayed by 1.5 match equivalent sessions per week, whilst the mini 5v5 pitch has spare capacity discounted due to poor pitch quality. The site is serviced with poor quality ancillary facilities.	Improve quality to alleviate overplay on pitches and to establish actual spare capacity for clubs.	FA, FF, WFA, Community Organisation	Local	M	S	L	Protect Enhance
368	Westwood Playing Field	BA15 2DL	Football	Council	One poor quality adult pitch that has spare capacity discounted due to poor pitch quality. The site is serviced with poor quality ancillary facilities.	Consider potential rationalisation of provision to contribute to a hub site. If not feasible improve pitch quality with enhanced levels of maintenance.	FA, FF, WFA	Local	L	L	L	Protect Enhance



**WILTSHIRE COUNCIL**  
**PLAYING PITCH STRATEGY – COMMUNITY AREA PROFILES**

Site ID	Site	Postcode	Sport	Management	Current status	Recommended actions	Partners	Site hierarchy tier	Priority	Timescales	Cost	Aim
377	Winsley Parish Field	BA15 2NW	Football (Recreational)	Parish Council	One mini 7v7 pitch not actively marked. Used for recreational demand.	Explore the feasibility of bringing the pitch back into use for affiliated demand from the community.	FA, FF, WFA Parish Council	Local	L	S	L	Protect

# WILTSHIRE COUNCIL PLAYING PITCH STRATEGY – COMMUNITY AREA PROFILES

## Area 3: Calne

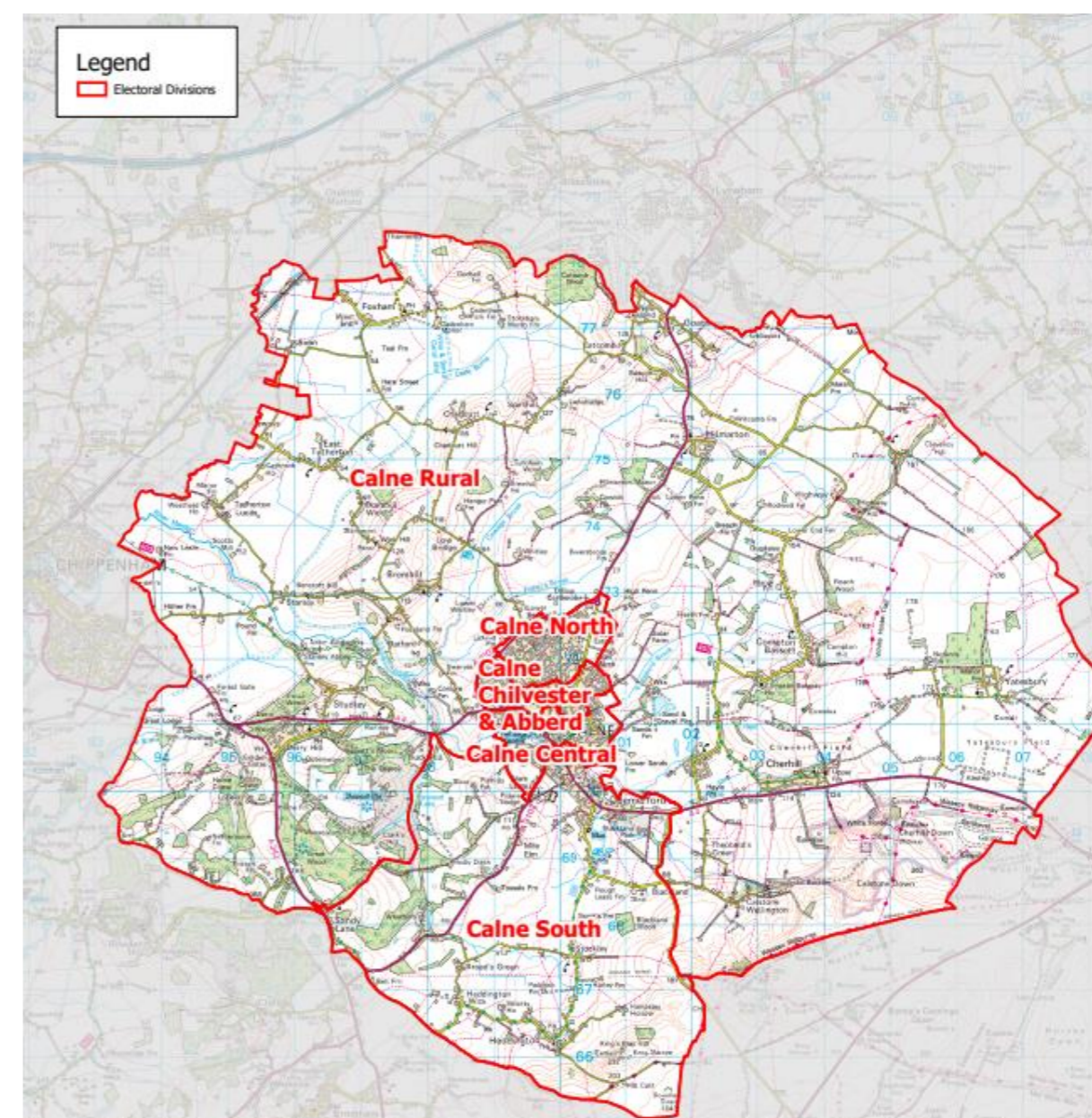
The Calne Community Area is a vibrant rural area that includes the villages of Bremhill, Cherhill and Yatesbury, Compton Bassett, Derry Hill and Studley, Heddington, Hilmarton and Goatacre. The villages surround the market town of Calne, which is an important service centre for the people who live in the community area. The town of Calne has under gone a rapid expansion in the last ten years with substantial housing developments on the outskirts of the town bringing with it a more youthful population and helping rejuvenate the town centre through increased trade and footfall. In economic terms, Calne is an important local service and employment centre.

Table 3.1: Population in Calne

Area (13,324 hectares)	Current population	Future population (ONS-based 2038 projections)	Housing growth (dwellings) in Local Plan (2020-2038)
Calne	27,245	28,796	1,681

Table 3.2: Pitch sport team numbers

Sport	Team gender	Age band	No. of teams	Current population
Football	Mens	16-45	12	4,370
Football	Womens	16-45	1	4,480
Football	Boys	12-15	18	717
Football	Girls	12-15	2	851
Football	Boys	10-11	14	383
Football	Girls	10-11	1	371
Football	Mixed	8-9	14	660
Football	Mixed	6-7	8	648
Cricket	Mens	18-55	12	6,011
Cricket	Womens	18-55	1	6,262
Cricket	Boys	7-18	5	2,043
Cricket	Girls	7-18	0	2,231
Rugby Union	Mens	19-45	1	3,907
Rugby Union	Womens	19-45	0	3,954
Rugby Union	Boys	13-18	0	998
Rugby Union	Girls	13-18	0	1,185
Rugby Union	Mixed	7-12	0	2,091
Rugby League	Mens	19-45	0	3,907
Rugby League	Womens	19-45	0	3,954
Rugby League	Boys	12-18	0	1,178
Rugby League	Girls	12-18	0	1,381
Rugby League	Mixed	7-11	0	1,717
Hockey	Mens	17-55	0	6,162
Hockey	Womens	17-55	0	6,419
Hockey	Boys	14-16	0	539
Hockey	Girls	14-16	0	654
Hockey	Boys	11-13	0	518
Hockey	Girls	11-13	0	597
Hockey	Mixed	5-10	0	1,974



### Key grass pitch sport sites

Table 3.3: Key grass pitch sites in Calne and their pitches

**WILTSHIRE COUNCIL**  
**PLAYING PITCH STRATEGY – COMMUNITY AREA PROFILES**

Site ID	Site name	Adult football	Youth 11v11 football	Youth 9v9 football	Mini 7v7 football	Mini 5v5 football	Cricket squares	Senior rugby	Junior rugby	Mini rugby
31	Beversbrook Sports Facility	7	2	-	2	2	2	-	-	-
42	Bowood Sports Ground	-	1	-	2	1	-	-	-	-

**AGP provision**

Table 3.4: AGPs identified in Calne

Site ID	Site name	Community use	Number of pitches	Pitch size	Sports lighting?	Pitch surface	Pitch quality
31	Beversbrook Sports Facility	Yes	1	Full Size	Yes	Medium Pile 3G	Standard
31	Beversbrook Sports Facility	Yes	1	Half Size	Yes	Medium Pile 3G	Standard
287	Springfields Academy	Yes	2	Half Size	Yes	Medium Pile 3G	Standard
293	St Edmunds RC Primary School	No	1	Half Size	No	Sand Dressed	Poor
301	St Marys Calne Sports Centre	Yes	1	Full Size	Yes	Sand Filled	Standard

**Sport by sport overview**

- Page 291
**Football** – actual spare capacity is identified on adult, mini 7v7 and mini 5v5 pitches at Beversbrook Sports Facility and Bowood Sports Ground whilst overplay is identified on youth 11v11 pitches, also at Beversbrook Sports Facility and Bowood Sports Ground. Youth 9v9 pitches are played to capacity. A single youth 11v11 team is expected to be generated through population growth alone. Key clubs in the area include Derry Hill United, Calne Town Youth and FC Wiltshire football clubs.
- 3G** – with a single full size 3G pitch provided in Calne at Beversbrook Sports Facility, there is deemed to be a shortfall of one full size 3G pitch based on the FA's training model.
- Cricket** – overplay of eight matches per season is identified in the area, with no actual spare capacity identified. Both Calne CC and Goatacre CC are based in Calne and are identified as key clubs.
- Rugby** – overplay totalling 0.5 match equivalent sessions is identified at Calne Recreation Club. The site accommodates all of Calne RUFC's match and training demand and is the only site accessed for community use in the area.
- Hockey** – the AGP identified at St Marys Calne Sports Centre is of standard quality and fully available for community use. However, as there is no demand for hockey in Calne, all this availability is actual spare capacity.

**Population growth**

Based on population projections to 2038 (the period to which this assessment projects population based future demand), Sport England's Playing Pitch Calculator can estimate the likely additional demand for grass rugby union pitches that will arise from any growth. This is by using the current and future populations in each of the relevant age groups together with the current team numbers, with team generation rates then established to understand how much growth is required to establish one new team.

For reference, the total current population in Wiltshire of 515,363 will increase to 541,068 by 2038. This is an increase of 25,704 people. The table below shows the number of new teams projected to be generated by the new population in Calne and the requisite match equivalent sessions it will create. Please, however, note that this does include population increases linked to housing growth, which is instead covered separately following the table.

Table 3.5: Calne team generation rates<sup>4</sup>

Sport	Team Gender	Team generation rate	Population Increase	Additional teams	Additional matches per week	Additional pitches required <sup>5</sup>
Football	Mens	364.2	246.41	0.68	0.34	0.17
Football	Womens	4,480.29	252.6	0.06	0.03	0.02
Football	Boys	39.83	40.43	1.01	0.51	0.25
Football	Girls	425.52	47.98	0.11	0.06	0.03
Football	Boys	27.35	21.58	0.79	0.40	0.20
Football	Girls	371.15	20.93	0.06	0.03	0.02

<sup>4</sup> Please note that this does not include housing growth projections, which are instead considered separately within the main Strategy & Action Plan document (Part 7).

<sup>5</sup> Assuming additional pitches provided would be of standard quality.

**WILTSHIRE COUNCIL**  
**PLAYING PITCH STRATEGY – COMMUNITY AREA PROFILES**

Sport	Team Gender	Team generation rate	Population Increase	Additional teams	Additional matches per week	Additional pitches required <sup>5</sup>
Football	Mixed	47.12	37.19	0.79	0.40	0.10
Football	Mixed	81.01	36.54	0.45	0.23	0.06
Cricket	Mens	500.89	338.88	0.68	0.34	0.09
Cricket	Womens	6,261.63	353.03	0.06	0.03	0.01
Cricket	Boys	408.65	115.2	0.28	0.14	0.04
Cricket	Girls	-	125.8	-	-	-
Rugby Union	Mens	3,906.96	220.28	0.06	0.03	0.02
Rugby Union	Womens	-	222.93	-	-	-
Rugby Union	Boys	-	56.26	-	-	-
Rugby Union	Girls	-	66.82	-	-	-
Rugby Union	Mixed	-	117.91	-	-	-
Rugby League	Mens	-	220.28	-	-	-
Rugby League	Womens	-	222.93	-	-	-
Rugby League	Boys	-	66.41	-	-	-
Rugby League	Girls	-	77.86	-	-	-
Rugby League	Mixed	-	96.82	-	-	-
Hockey	Mens	-	347.42	-	-	-
Hockey	Womens	-	361.9	-	-	-
Hockey	Boys	-	30.36	-	-	-
Hockey	Girls	-	36.85	-	-	-
Hockey	Boys	-	29.21	-	-	-
Hockey	Girls	-	33.68	-	-	-
Hockey	Mixed	-	111.29	-	-	-

Page 292

As seen in the table above, a single youth 11v11 boys football team is expected to be generated through population growth alone in the Calne Analysis Area.

**Housing growth**

The anticipated population increase over the 14 year period (2038) equates to 4.97 match equivalent sessions of demand per week for grass pitch sports, zero match equivalent sessions on hockey suitable AGP and 24.26 match equivalent sessions of demand per season for cricket. Training demand equates to 9.79 hours of use per week for football on 3G pitches and zero hours on hockey suitable AGP.

Table 3.6: Demand for grass pitch sports generated from a population increase of 3,866.

Pitch sport	Estimated demand by sport	
	Match demand per week	Training demand
Adult football	0.96	9.79 hours
Youth football	2.36	As above
Mini soccer	1.58	As above
Rugby union	0.07	0.07 equivalent sessions
Rugby league	0.00	0.00 match equivalent sessions
Adult hockey	0.00	0.00 hours
Junior & mixed hockey	0.00	0.00 hours
Cricket	24.26	-

The table below translates estimated demand into new pitch provision with associated capital and lifestyle costs.

**WILTSHIRE COUNCIL**  
**PLAYING PITCH STRATEGY – COMMUNITY AREA PROFILES**

Table 3.7: Estimated demand and costs for new pitch provision

Pitch type	Estimated demand and costs for new pitches			Changing rooms	
	Number of pitches to meet demand	Capital cost	Lifecycle Cost (per annum)	Number	Capital cost
Adult football	0.96	£107,805	£21,238	1.92	£384,669
Youth football	2.36	£216,636	£43,760	2.76	£551,852
Mini soccer	1.58	£48,229	£9,549	0.00	£0
Rugby union	0.07	£12,477	£2,308	0.15	£29,681
Rugby league	0.00	£0	£0	0.00	£0
Cricket	0.57	£198,932	£36,604	1.13	£226,322
Sand AGPs	0.00	£0	£0	0.00	£0
3G pitches	0.26	£299,685	£8,814	0.52	£103,181
<b>Total</b>	<b>5.79</b>	<b>£883,766</b>	<b>£122,274</b>	<b>6.47</b>	<b>£1,295,705</b>

Overall, an additional 5.79 pitches would be required to meet additional demand arising from a population increase of 3,866. This would require an expected capital cost of £883,766 and a lifecycle cost per annum of £122,274.

**Action Plan**

Site ID	Site	Postcode	Sport	Management	Current status	Recommended actions	Partners	Site hierarchy tier	Priority	Timescales	Cost	Aim
31	Beverbrook Sports Facility	SN11 9FL	Football	Council	Four adult pitches, two youth 11v11 pitches, two mini 7v7 pitches and two mini 5v5 pitches, all of which are standard quality and available for community use. The adult pitches have actual spare capacity amounting to 2.5 match equivalent sessions per week, whilst the youth 11v11 pitches are overplayed by four match equivalent sessions per week. There are also an additional three good quality adult pitches which are unavailable for community use (used principally by Swindon Town FC).	Utilise actual spare capacity where it exists, via the transfer of demand from overplayed sites or via future demand. Improve quality to alleviate overplay where it exists.	FA, FF, WFA	Key Centre	M	S	L	Protect Enhance
31	Beverbrook Sports Facility	SN11 9FL	3G	Sports Club	One full size 3G pitch and one smaller size 3G pitch, the former is standard quality having been installed in 2016.	Once the pitch reaches the end of its lifespan (2026), look to resurface pitch to improve quality and ensure a sinking fund is in place for long-term sustainability. Explore the potential to develop a 2 <sup>nd</sup> 3G onsite.	FA, FF, WFA, Sports Club	Key Centre	H	S	H	Protect Enhance Provide
31	Beverbrook Sports Facility	SN11 9FL	Cricket	Calne Town Council	A nine wicket grass square and a standalone NTP both of which are good quality. The square is played to capacity. Annual rent to Calne CC from Calne Town Council.	Sustain square and NTP quality with appropriate maintenance. Explore greater utilisation of NTP or creation of an NTP on the main square to provide additional capacity for future growth.	ECB, WCB, Calne Town Council	Key Centre	L	L	L	Protect

**WILTSHIRE COUNCIL**  
**PLAYING PITCH STRATEGY – COMMUNITY AREA PROFILES**

Site ID	Site	Postcode	Sport	Management	Current status	Recommended actions	Partners	Site hierarchy tier	Priority	Timescales	Cost	Aim
42	Bowood Sports Ground	SN11 9LX	Football	Sports Club	One youth 11v11 pitch, two mini 7v7 pitches and one mini 5v5 pitch, all of which are good quality. The mini pitches both have actual spare capacity totalling two match equivalent sessions per week, whilst the youth 11v11 pitch is overplayed by 0.5 match equivalent sessions per week. The site is serviced with poor quality ancillary facilities.	Utilise actual spare capacity where it exists, via the transfer of demand from overplayed sites or via future demand. Improve quality to alleviate overplay where it exists. Explore feasibility of improving the site's ancillary facilities.	FA, FF, WFA, Sports Club	Local	M	M	M	Protect Enhance
59	Calne Recreation Ground	SN11 8DX	Football (Disused)	Council	One disused adult pitch and one disused youth pitch, with the site currently actively used for rugby union. The areas where the football pitches resided are also known as Potters Field (to the east) and Hillcroft Green Space (to the south).	Retain areas as strategic reserve, with any future development proposals needing to meet national planning policy requirements.	FA, FF, WFA	Local	H	L	L	Protect
59	Calne Recreation Ground	SN11 8DX	Cricket	Council	A disused cricket square, with the site currently actively used for rugby union.	Ensure site retains the capability of re-providing the cricket square should it ever be required.	ECB	Local	L	L	L	Protect Enhance
59	Calne Recreation Ground	SN11 8DX	Rugby Union	Council	One good quality senior pitch with actual spare capacity. Accompanied by standard quality ancillary provision. Club currently operates on a yearly rolling agreement. It is reported that Calne Town Council has aspirations to develop the site.	Sustain pitch quality. Look to secure more formal agreement onsite. Explore sports lighting installation to better accommodate midweek training use. Ensure that any development plans detail how the existing senior rugby union pitch would be protected, or how NPPF and Sport England's Playing Fields Policy (particularly Exception 4) would be met.	RFU	Local	H	H	M	Protect Enhance
60	Calne Town Football Club	SN11 9EE	Football	Sports Club	One standard quality adult pitch. The site is home to Calne Town FC First Team (Step 6) & Reserves (Regional Feeder League).	Sustain quality.	FA, FF, WFA, Sports Club	Local	L	S	L	Protect
101	Derry Hill C of E Aided Primary School	SN11 9NN	Football	Education	One poor quality mini 5v5 pitch that is unavailable for community use.	Improve quality to better accommodate curricular and extra-curricular demand.	FA, FF, WFA, Education	Local	L	S	L	Protect Enhance
131	Goatacre Cricket Club	SN11 9JA	Cricket	Sports Club	A good quality grass square owned by Goatacre CC with ten wickets. Marginally overplayed by two match equivalent sessions.	Sustain square quality with appropriate maintenance. If overplay increase explore installing an NTP to provide capacity.	ECB, WCB, Sports Club	Local	L	M	L	Protect
132	Goatacre Recreation Ground	SN11 9JA	Cricket	Sports Club	A good quality grass square with five wickets accompanied by a NTP overplayed by six match equivalent sessions. Leased to Goatacre CC.	Sustain square quality with appropriate maintenance. If overplay increase explore installing an NTP to provide capacity.	ECB, WCB, Sports Club	Local	L	M	L	Protect

**WILTSHIRE COUNCIL**  
**PLAYING PITCH STRATEGY – COMMUNITY AREA PROFILES**

Site ID	Site	Postcode	Sport	Management	Current status	Recommended actions	Partners	Site hierarchy tier	Priority	Timescales	Cost	Aim
151	Hilmarton Primary School	SN11 8SG	Football	Education	One poor quality mini 7v7 pitch that is unavailable for community use.	Improve quality to better accommodate curricular and extra-curricular demand.	FA, FF, WFA, Education	Local	L	S	L	Protect Enhance
171	Kingsbury Green Academy	SN11 8YH	Cricket	Education	One standalone NTP that's not available for community use.	Sustain quality as appropriate and retain as current use.	ECB, WCB, Education	Local	L	L	L	Protect
171	Kingsbury Green Academy	SN11 8YH	3G	Education	Identified as a potential site for 3G development to meet shortfalls in Calne. The site has sufficient playing field land and surrounding ancillary provision to potentially develop provision.	Explore the feasibility of developing a full size 3G pitch onsite.	FA, FF, WFA, Education	Local	H	L	H	Provide
196	Mardon Vale Academy	SN11 9BD	Football	Education	One poor quality youth 9v9 pitch that is unavailable for community use.	Improve quality to better accommodate curricular and extra-curricular demand.	FA, FF, WFA, Education	Local	L	S	L	Protect Enhance
287	Springfields Academy	SN11 0DS	Football	Education	One poor quality youth 9v9 pitch that is unavailable for community use.	Improve quality to better accommodate curricular and extra-curricular demand.	FA, FF, WFA, Education	Local	L	S	L	Protect Enhance
287	Springfields Academy	SN11 0DS	3G	Education	One smaller size 3G pitch that is available for community use and equipped with sports lighting.	Sustain quality.	FA, FF, WFA, Education	Local	L	L	L	Protect
293	St Edmunds RC Primary School	SN11 9BX	Hockey	Education	One smaller size pitch that is unavailable for community use and is without sports lighting.	Retain for curricular and extra-curricular demand.	EH, Education	Local	L	L	L	Protect
301	St Marys Calne Sports Centre	SN11 0DW	Hockey	Education	One standard quality full size pitch that is available for community use and is equipped with sports lighting. The pitch is nearing the end of its 10-year recommended lifespan and thus will require resurfacing.	Once the pitch reaches the end of its lifespan (2025), look to resurface pitch to improve quality and ensure a sinking fund is in place for long-term sustainability.	EH, Education	Local	H	S	H	Protect Enhance Provide

# WILTSHIRE COUNCIL PLAYING PITCH STRATEGY – COMMUNITY AREA PROFILES

## Area 4: Chippenham and Villages

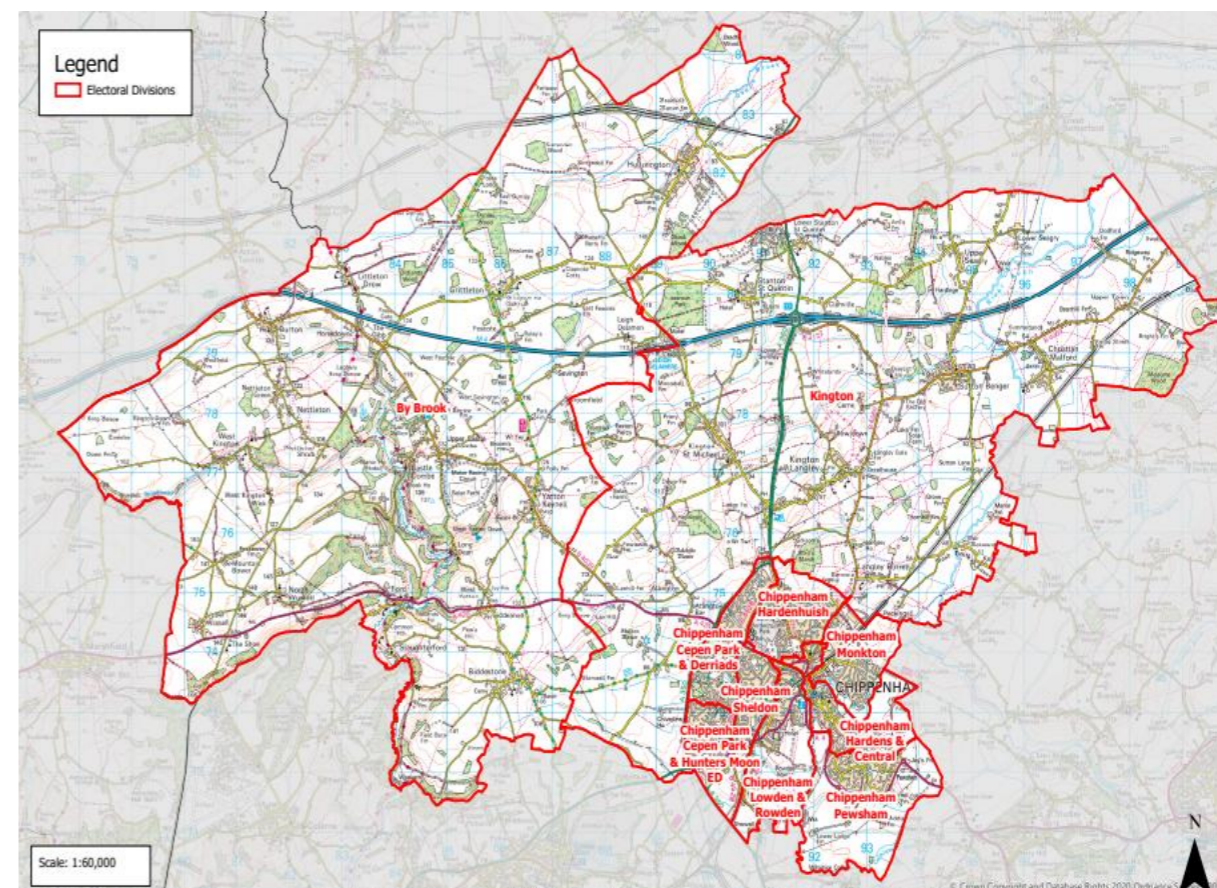
The Chippenham Community Board area is in the north west of the County of Wiltshire. In terms of population, it is the largest community board in Wiltshire. It is dominated by the one settlement, the historic market town of Chippenham. The surrounding area is one of small villages and farms and is very rural in nature. There are 16 parishes across the community area and no other towns. Chippenham has been and will continue to be the recipient of major strategic growth allocations within the development plan.

Table 4.1: Population in Chippenham and Villages

Area (15,886 hectares)	Current population	Future population (ONS-based 2038 projections)	Housing growth (dwellings) in Local Plan (2020-2038)
Chippenham and Villages	43,113	45,568	6,301

Table 4.2: Pitch sport team numbers in Chippenham and Villages

Sport	Team gender	Age band	No. of teams	Current population
Football	Mens	16-45	13	7,583
Football	Womens	16-45	1	7,087
Football	Boys	12-15	17	1,135
Football	Girls	12-15	3	1,059
Football	Boys	10-11	13	567
Football	Girls	10-11	2	518
Football	Mixed	8-9	15	1,004
Football	Mixed	6-7	12	941
Cricket	Mens	18-55	24	10,228
Cricket	Womens	18-55	1	10,054
Cricket	Boys	7-18	9	3,298
Cricket	Girls	7-18	2	3,090
Rugby Union	Mens	19-45	4	6,729
Rugby Union	Womens	19-45	1	6,310
Rugby Union	Boys	13-18	4	1,717
Rugby Union	Girls	13-18	4	1,562
Rugby Union	Mixed	7-12	6	3,112
Rugby League	Mens	19-45	0	6,729
Rugby League	Womens	19-45	0	6,310
Rugby League	Boys	12-18	0	1,991
Rugby League	Girls	12-18	0	1,840
Rugby League	Mixed	7-11	0	2,560
Hockey	Mens	17-55	7	10,522
Hockey	Womens	17-55	5	10,312
Hockey	Boys	14-16	0	892
Hockey	Girls	14-16	0	769
Hockey	Boys	11-13	2	847
Hockey	Girls	11-13	1	802
Hockey	Mixed	5-10	2	2,925





**WILTSHIRE COUNCIL**  
**PLAYING PITCH STRATEGY – COMMUNITY AREA PROFILES**

**Key grass pitch sport sites**

Table 4.3: Key grass pitch sites in Chippenham and Villages and their pitches

Site ID	Site name	Adult football	Youth 11v11 football	Youth 9v9 football	Mini 7v7 football	Mini 5v5 football	Cricket squares	Senior rugby	Junior rugby	Mini rugby
276	Sheldon School	-	4	-	-	-	2	-	-	-
310	Stanley Park Sports Ground	3	3	1	1	3	-	-	-	-

**AGP provision**

Table 4.4: AGPs identified in Chippenham and Villages

Site ID	Site name	Community use	Number of pitches	Pitch size	Sports lighting?	Pitch surface	Pitch quality
1	Abbeyfield School	No	1	Half Size	No	Sand Filled	Poor
67	Charter Primary School	No	1	Half Size	No	Sand Filled	Poor
71	Chippenham RUFC	Yes	1	Full Size	Yes	Long Pile 3G	Good
72	Chippenham Sports Club	Yes	1	Full Size	Yes	Sand Dressed	Good
276	Sheldon School	Yes	1	Half Size	Yes	Sand Dressed	Standard
310	Stanley Park Sports Ground	Yes	1	Full Size	Yes	Medium Pile 3G	Good
401	Buckley Barracks	No	1	Full Size	Yes	Sand Filled	Standard

**Sport by sport overview**

- Football** – actual spare capacity is identified on adult and mini 5v5 pitches at Castle Combe Sports Field and Stanley Park Sports Ground whilst overplay is identified on youth 11v11 and youth 9v9 pitches, also at Castle Combe Sports Field and Stanley Park Sports Ground. Mini 7v7 pitches are played to capacity. A single youth 11v11 team is expected to be generated through population growth alone. Key clubs in the area include FC Chippenham Youth, Castle Combe Colts Chippenham Town and Chippenham Town Youth football clubs.
- 3G** – with 1.5 full size 3G pitches provided in Chippenham and Villages located at Chippenham RUFC and Stanley Park Sports Ground, there is deemed to be a shortfall of 0.5 full size 3G pitches based on the FA's training model.
- Cricket** – there is current actual spare capacity of varying levels across all peak times for cricket in the Chippenham and Villages Analysis Area. However, a future shortfall for Saturday cricket is expected. Chippenham and Biddestone cricket clubs are the key clubs identified in the area.
- Rugby** – pitches in Chippenham and Villages are overplayed, with Chippenham Rugby Club having a grass pitch deficit, despite training being hosted on the World Rugby compliant 3G on site.
- Hockey** – there is a current shortfall of 0.5 match equivalent sessions per week in the Chippenham and Villages Analysis Area, with the only pitch provided located at Chippenham Sports Club. This pitch is insufficient to fully meet all of Chippenham HC's match and training demand.

**Population growth**

Based on population projections to 2038 (the period to which this assessment projects population based future demand), Sport England's Playing Pitch Calculator can estimate the likely additional demand for grass rugby union pitches that will arise from any growth. This is by using the current and future populations in each of the relevant age groups together with the current team numbers, with team generation rates then established to understand how much growth is required to establish one new team.

For reference, the total current population in Wiltshire of 515,363 will increase to 541,068 by 2038. This is an increase of 25,704 people. The table below shows the number of new teams projected to be generated by the new population in Chippenham and Villages and the requisite match equivalent sessions it will create. Please, however, note that this does include population increases linked to housing growth, which is instead covered separately following the table.

**WILTSHIRE COUNCIL**  
**PLAYING PITCH STRATEGY – COMMUNITY AREA PROFILES**

Table 4.5: Chippenham and Villages team generation rates

Sport	Team Gender	Team generation rate	Population Increase	Additional teams	Additional matches per week	Additional pitches required <sup>6</sup>
Football	Mens	583.29	427.52	0.73	0.37	0.18
Football	Womens	7,087.21	399.58	0.06	0.03	0.02
Football	Boys	66.78	64.01	0.96	0.48	0.24
Football	Girls	353.11	59.72	0.17	0.09	0.04
Football	Boys	43.59	31.95	0.73	0.37	0.18
Football	Girls	258.94	29.2	0.11	0.06	0.03
Football	Mixed	66.94	56.61	0.85	0.43	0.11
Football	Mixed	78.41	53.05	0.68	0.34	0.09
Cricket	Mens	426.19	576.68	1.35	0.68	0.17
Cricket	Womens	10,053.82	566.84	0.06	0.03	0.01
Cricket	Boys	366.49	185.97	0.51	0.26	0.06
Cricket	Girls	1,545.20	174.24	0.11	0.06	0.01
Rugby Union	Mens	1,682.34	379.4	0.23	0.12	0.06
Rugby Union	Womens	6,309.94	355.76	0.06	0.03	0.02
Rugby Union	Boys	429.24	96.8	0.23	0.12	0.06
Rugby Union	Girls	390.42	88.05	0.23	0.12	0.06
Rugby Union	Mixed	518.66	175.45	0.34	0.17	0.09
Rugby League	Mens	-	379.4	-	-	-
Rugby League	Womens	-	355.76	-	-	-
Rugby League	Boys	-	112.28	-	-	-
Rugby League	Girls	-	103.76	-	-	-
Rugby League	Mixed	-	144.33	-	-	-
Hockey	Mens	1,503.18	593.25	0.39	0.20	0.05
Hockey	Womens	2,062.40	581.39	0.28	0.14	0.04
Hockey	Boys	-	50.32	-	-	-
Hockey	Girls	-	43.36	-	-	-
Hockey	Boys	423.25	47.73	0.11	0.06	0.01
Hockey	Girls	802.37	45.24	0.06	0.03	0.01
Hockey	Mixed	1,462.72	164.94	0.11	0.06	0.01

Page 298

As seen in the table above, one additional youth 11v11 football and one men’s cricket team are expected to be generated through population growth alone in the Chippenham and Villages Analysis Area.

**Housing growth**

The anticipated population increase over the 14 year period (2038) equates to 15.34 match equivalent sessions of demand per week for grass pitch sports, 2.75 match equivalent sessions on hockey suitable AGP and 108.29 match equivalent sessions of demand per season for cricket. Training demand equates to 25.92 hours of use per week for football on 3G pitches and 6.93 hours on hockey suitable AGP.

Table 4.6: Demand for grass pitch sports generated from a population increase of 14,492.

Pitch sport	Estimated demand by sport	
	Match demand per week	Training demand
Adult football	2.25	25.92 hours
Youth football	5.85	As above
Mini soccer	4.86	As above

<sup>6</sup> Assuming additional pitches provided would be of standard quality.

**WILTSHIRE COUNCIL**  
**PLAYING PITCH STRATEGY – COMMUNITY AREA PROFILES**

Pitch sport	Estimated demand by sport	
	Match demand per week	Training demand
Rugby union	2.38	2.64 equivalent sessions
Rugby league	0.00	0.00 match equivalent sessions
Adult hockey	1.88	5.65 hours
Junior & mixed hockey	0.87	1.28 hours
Cricket	108.29	-

The table below translates estimated demand into new pitch provision with associated capital and lifestyle costs.

Table 4.7: Estimated demand and costs for new pitch provision

Pitch type	Estimated demand and costs for new pitches			Changing rooms	
	Number of pitches to meet demand	Capital cost	Lifecycle Cost (per annum)	Number	Capital cost
Adult football	2.25	£252,556	£49,754	4.50	£901,166
Youth football	5.85	£537,199	£108,514	6.70	£1,341,293
Mini soccer	4.86	£148,592	£29,421	0.00	£0
Rugby union	2.38	£400,762	£74,141	4.76	£953,327
Rugby league	0.00	£0	£0	0.00	£0
Cricket	2.50	£878,263	£161,600	4.99	£999,183
Sand AGPs	0.47	£456,277	£11,863	0.94	£188,514
3G pitches	0.68	£793,074	£23,326	1.36	£273,054
<b>Total</b>	<b>18.99</b>	<b>£3,466,722</b>	<b>£458,619</b>	<b>23.26</b>	<b>£4,656,537</b>

Overall, an additional 18.99 pitches would be required to meet additional demand arising from a population increase of 14,492. This would require an expected capital cost of £3,466,722 and a lifecycle cost per annum of £458,619.

**Action Plan**

Site ID	Site	Postcode	Sport	Management	Current status	Recommended actions	Partners	Site hierarchy tier	Priority	Timescales	Cost	Aim
1	Abbeyfield School	SN15 3XB	Football	Education	One adult pitch, one youth 11v11 pitch and two youth 9v9 pitches, all of which are poor quality and unavailable for community use.	Improve quality and explore community use options.	FA, FF, WFA, Education	Local	L	S	L	Protect Enhance
1	Abbeyfield School	SN15 3XB	Rugby Union (Disused)	Education	One disused senior pitch with the site currently actively used for football.	No action required.	RFU	-	-	-	-	-
1	Abbeyfield School	SN15 3XB	Cricket	Education	One standalone NTP that's not available for community use.	Sustain quality as appropriate and retain as current use.	ECB, WCB, Education	Local	L	L	L	Protect
1	Abbeyfield School	SN15 3XB	Hockey	Education	One smaller size pitch that is unavailable for community use and is without sports lighting.	Explore sports lighting potential to better accommodate curricular and extra-curricular demand.	EH, Education	Local	L	S	L	Protect
32	Biddestone Village Hall	SN14 7BZ	Football	Trust	One poor quality adult pitch that has spare capacity discounted due to poor pitch quality. The site is serviced with poor quality ancillary facilities.	Improve quality to establish actual spare capacity for clubs. Explore feasibility of improving the site's ancillary provision.	FA, FF, WFA, Trust	Local	M	M	M	Protect Enhance

**WILTSHIRE COUNCIL**  
**PLAYING PITCH STRATEGY – COMMUNITY AREA PROFILES**

Site ID	Site	Postcode	Sport	Management	Current status	Recommended actions	Partners	Site hierarchy tier	Priority	Timescales	Cost	Aim
32	Biddestone Village Hall	SN14 7BZ	Cricket	Trust	Two standard quality grass cricket squares one with 12 wickets and one with eight wickets accompanied by an NTP. Rolling informal lease to Biddestone CC from Parish Council. Tenure considered unsecure. Accompanied by two standard and two poor quality practice lanes. The larger square is overplayed by seven match equivalent sessions whereas the smaller square is overplayed by three match equivalent sessions.	Improve both squares in quality with enhanced levels of maintenance in order to alleviate overplay. Assist Biddestone CC in obtaining long term tenure on the site. Explore options to improve poor quality practice facilities. Support plans to provide dedicated changing provision to better service the second square.	ECB, WCB, Trust	Local	M	S	L-M	Enhance Protect
61	Castle Combe Sports Field	SN14 7HD	Football	Sports Club	One youth 11v11 pitch, one youth 9v9 pitch, one mini 7v7 pitch and two mini 5v5 pitches, all of which are standard quality. The youth 11v11 pitch is overplayed by one match equivalent session per week, whilst the mini 5v5 pitches have actual spare capacity totalling one match equivalent session per week.	Utilise actual spare capacity where it exists, via the transfer of demand from overplayed sites or via future demand. Improve quality to alleviate overplay where it exists.	FA, FF, WFA, Sports Club	Local	M	S	L	Protect
67	Charter Primary School	SN15 3EA	Hockey	Education	One smaller size pitch that is unavailable for community use and is without sports lighting.	Explore sports lighting potential to better accommodate curricular and extra-curricular demand.	EH, Education	Local	L	S	L	Protect
71	Chippenham Rugby Club	SN14 0YZ	3G	Sports Club	A full size World Rugby compliant 3G pitch that accommodated training demand from Chippenham RUFC. Serviced by sports lighting and assessed as good quality following 2019 installation.	Ensure a sinking fund is in place for long-term sustainability. Maximise usage to assist with grass pitch capacity issues, where possible.	RFU, FA, FF, Sports Club	Key Centre	M	L	L	Protect
71	Chippenham Rugby Club	SN14 0YZ	Rugby Union	Sports Club	Two standard grass pitches that are overplayed, despite a World Rugby compliant 3G pitch being on site. This is due to high levels of match demand. Serviced by good quality changing facilities.	Improve pitch quality to alleviate overplay.	RFU, Sports Club	Key Centre	M	S	L	Enhance Protect
71	Chippenham Rugby Club	SN14 0YZ	Cricket	Sports Club	A good quality square that is utilised by Allington CC. Serviced by a good quality clubhouse but with two poor quality practice nets. Overall spare capacity remains.	Sustain quality. Improve practice nets.	ECB, WCB, Sports Club	Key Centre	M	S	L	Enhance Protect

**WILTSHIRE COUNCIL**  
**PLAYING PITCH STRATEGY – COMMUNITY AREA PROFILES**

Site ID	Site	Postcode	Sport	Management	Current status	Recommended actions	Partners	Site hierarchy tier	Priority	Timescales	Cost	Aim
71	Chippenham Rugby Club	SN14 0YZ	Aussie Rules	Sports Club	Site is accessed by Chippenham Redbacks, with one of the rugby union pitches doubling up as an Aussie rules pitch. In isolation, this is sufficient to accommodate the demand, although the dual use nature will impact on post-season remedial work.	Ensure maintenance is of a sufficient level to continue to support the demand or explore transfer of activity to a more suitable site e.g., a dual use pitch that is not overplayed for its primary purpose, or a dedicated Aussie rules pitch.	AFLE, Sports Club	Key Centre	M	S	L	Enhance Protect
72	Chippenham Sports Club	SN14 0YZ	Cricket	Sports Club	A standard quality grass square with 16 wickets that is overplayed by 30 match equivalent sessions. Chippenham CC reports inconsistency bounce and a regular need for post season renovations.	Improve square quality with enhanced levels of maintenance. Explore options to alleviate overplay including installing an NTP, hybrid wickets and/or transferring partial demand to a site with spare capacity. Support plans for new ancillary facilities (and sports hall) on site.	ECB, WCB, Sports Club	Key Centre	H	S	M	Enhance Protect Provide
72	Chippenham Sports Club	SN15 1NH	Hockey	Sports Club	One good quality full size artificial pitch that is equipped with sports lighting. Also, a separate warm up space.	Sustain quality and ensure a sinking fund is in place for long-term sustainability. Support plans for new ancillary facilities (and sports hall) on site.	EH, Sports Club	Local	L	L	L	Protect
73	Chippenham Town Football Club	SN14 6LR	Football	Sports Club	One good quality adult pitch. The site is home to Chippenham Town FC (Step 2).	Ensure the site meets the minimum requirements to progress through the football pyramid.	FA, FF, WFA, Sports Club	Local	L	L	L	Protect
129	Frogwell Primary School	SN14 0DG	Football	Education	One mini 7v7 pitch and one mini 5v5 pitch, both of which are poor quality and unavailable for community use.	Improve quality to better accommodate curricular and extra-curricular demand.	FA, FF, WFA, Education	Local	L	S	L	Protect Enhance
140	Grittleton Cricket Ground	SN14 6AW	Cricket	Trust	A good quality seven wicket grass square that has capacity to accommodate additional demand. Annual rental from Grittleton Village Hall Trustees to Grittleton CC. Accompanied by poor quality ancillary and practice facilities.	Sustain square quality with appropriate levels of maintenance. Look to secure a long term for Grittleton CC. Explore options to improve poor quality ancillary and practice provision. Utilise spare capacity to accommodate future demand/alleviate shortfalls.	ECB, WCB, Trust	Local	M	M	L-M	Protect Enhance
141	Grittleton House School (Closed)	SN14 6AP	Football (Disused)	Private	Two disused adult pitches; the site closed in 2016 and has since reopened as a wedding venue.	No action required.	FA, FF, WFA, Private	-	-	-	-	-
141	Grittleton House School (Closed)	SN14 6AP	Rugby union (Disused)	Private	Two disused senior pitches; the site closed in 2016 and has since reopened as a wedding venue.	No action required.	RFU, Private	-	-	-	-	-
141	Grittleton House School (Closed)	SN14 6AP	Cricket (Disused)	Private	One disused NTP; the site closed in 2016 and has since reopened as a wedding venue.	No action required.	ECB, WCB, Private	-	-	-	-	-

**WILTSHIRE COUNCIL**  
**PLAYING PITCH STRATEGY – COMMUNITY AREA PROFILES**

Site ID	Site	Postcode	Sport	Management	Current status	Recommended actions	Partners	Site hierarchy tier	Priority	Timescales	Cost	Aim
143	Hardenhuish School	SN14 6RJ	Cricket	Education	One standalone NTP that's not available for community use.	Sustain quality as appropriate and retain as current use.	ECB, WCB, Education	Local	L	L	L	Protect
161	Hullavington C of E Primary & Nursery School	SN14 6EF	Football	Education	One poor quality mini 5v5 pitch that is unavailable for community use.	Improve quality to better accommodate curricular and extra-curricular demand.	FA, FF, WFA, Education	Local	L	S	L	Protect Enhance
162	Ivy Lane Primary School	SN15 1HE	Football	Education	One poor quality mini 5v5 pitch that is unavailable for community use.	Improve quality to better accommodate curricular and extra-curricular demand.	FA, FF, WFA, Education	Local	L	S	L	Protect Enhance
172	Kington Langley Playing Field	SN15 5NJ	Football	Community Organisation	One poor quality youth 9v9 pitch that has spare capacity discounted due to poor pitch quality. The site is serviced with poor quality ancillary facilities.	Improve quality to establish actual spare capacity. Explore feasibility of improving the site's ancillary provision.	FA, FF, WFA, Community Organisation	Local	M	M	M	Protect Enhance
173	Kington St Michael C of E Primary School	SN14 6LE	Football	Education	One poor quality mini 5v5 pitch that is unavailable for community use.	Improve quality to better accommodate curricular and extra-curricular demand.	FA, FF, WFA, Education	Local	L	S	L	Protect Enhance
179	Langley Burrell Playing Pitch	SN15 4LL	Football (Disused)	Trust	One disused youth 11v11 pitch with the site currently actively used for cricket.	No action is required.	-	-	-	-	-	-
179	Langley Burrell Playing Pitch	SN15 4LL	Cricket	Trust	A standard quality six wicket grass square with capacity to accommodate additional demand. Annual rented to Langley Burrell CC from Village Hall Trust. Accompanied by poor quality ancillary provision.	Sustain square quality with appropriate levels of maintenance. Look to secure a long term for Langley Burrell CC. Explore options to improve poor quality ancillary provision. Utilise spare capacity to accommodate future demand/alleviate shortfalls.	ECB, WCB, Trust	Local	M	S	L-M	Protect Enhance
214	Monkton Park Primary School	SN15 3PN	Football	Education	One poor quality mini 5v5 pitch that is unavailable for community use.	Improve quality to better accommodate curricular and extra-curricular demand.	FA, FF, WFA, Education	Local	L	S	L	Protect Enhance
250	Queen's Crescent Primary School	SN14 0QT	Football	Education	One poor quality mini 7v7 pitch that is unavailable for community use.	Improve quality to better accommodate curricular and extra-curricular demand.	FA, FF, WFA, Education	Local	L	S	L	Protect Enhance
268	Seagry C of E Primary School	SN15 5EX	Football	Education	One poor quality mini 7v7 pitch that is unavailable for community use.	Improve quality to better accommodate curricular and extra-curricular demand.	FA, FF, WFA, Education	Local	L	S	L	Protect Enhance
276	Sheldon School	SN14 6HJ	Football	Education	Four poor quality youth 11v11 pitches which are played to capacity.	Improve quality to better accommodate curricular and community demand.	FA, FF, WFA, Education	Local	L	S	L	Protect Enhance
276	Sheldon School	SN14 6HJ	Rugby Union	Education	Three poor quality senior rugby union pitches. Pitches are played to capacity from curricular use.	Improve quality of pitch through enhanced levels of demand for curricular and extracurricular use.	RFU, Education	Local	L	L	L	Protect Enhance

**WILTSHIRE COUNCIL**  
**PLAYING PITCH STRATEGY – COMMUNITY AREA PROFILES**

Site ID	Site	Postcode	Sport	Management	Current status	Recommended actions	Partners	Site hierarchy tier	Priority	Timescales	Cost	Aim
276	Sheldon School	SN14 6HJ	Cricket	Education	A four wicket grass square accompanied by an NTP and a standalone NTP all of which is standard quality. The former provision is overplayed by five match equivalent sessions. Chippenham CC is in the process of obtaining a long term agreement on the provision. Once agreed the Club aspires to develop onsite ancillary provision.	As a priority secure long term tenure for Chippenham CC on the site. Improve square quality with enhanced levels of maintenance. If long term tenure is secured explore options to establish purpose built ancillary provision for the Club.	ECB, WCB, Education	Local	H	S	M	Protect Provide Enhance
302	St Marys RC Primary School	SN15 2AH	Football	Education	One poor quality mini 7v7 pitch that is unavailable for community use.	Improve quality to better accommodate curricular and extra-curricular demand.	FA, FF, WFA, Education	Local	L	S	L	Protect Enhance
310	Stanley Park Sports Ground	SN15 3RR	Football	Council	Three adult pitches, three youth 11v11 pitches, one youth 9v9 pitch, one mini 7v7 pitch and three mini 5v5 pitches, all of which are good quality. The adult pitches have actual spare capacity amounting to 1.5 match equivalent sessions per week, whilst the youth 9v9 pitch is overplayed by 1.5 match equivalent sessions per week.	Utilise actual spare capacity where it exists, via the transfer of demand from overplayed sites or via future demand. Consider transferring demand to sites with actual spare capacity to alleviate overplay.	FA, FF, WFA,	Key Centre	M	S	L	Protect
310	Stanley Park Sports Ground	SN15 3RR	3G	Council	One standard quality full size 3G pitch that is equipped with sports lighting. The pitch has exceeded its 10-year recommended lifespan and thus requires resurfacing. Planning permission (PL/2024/00325) for an additional 3G pitch at Stanley Park Sports Ground has recently been submitted.	Resurface the full size pitch before quality deteriorates further and ensure a sinking fund is in place for long-term sustainability. Support the plans for the construction of a new 3G pitch at the site.	FA, FF, WFA	Key Centre	H	S	H	Protect Enhance Provide
316	Sutton Benger C of E Aided Primary School	SN15 4RP	Football	Education	One poor quality mini 5v5 pitch that is unavailable for community use.	Improve quality to better accommodate curricular and extra-curricular demand.	FA, FF, WFA, Education	Local	L	S	L	Protect Enhance
317	Sutton Benger Recreation Ground	SN15 4RU	Rugby Union	Community Organisation	A standard quality senior pitch that is used by Sutton Benger RUFC for both match play and training (via portable lighting) demand. Actual spare capacity remains. No changing facilities are provided on site, with a nearby village hall instead accessed.	Retain spare capacity to sustain quality. Explore provision of dedicated changing facilities on site. Explore creation of permanent sports-lighting solution.	RFU, Community Organisation	Local	M	S	M	Protect Enhance
317	Sutton Benger Recreation Ground	SN15 4RU	Cricket	Community Organisation	A standard quality grass square with five wickets that has spare capacity for additional demand. Used by Sutton Benger CC.	Sustain square quality with appropriate maintenance. Utilise spare capacity to accommodate future demand/alleviate shortfalls. Ensure tenure is secure for Sutton Benger CC.	ECB, WCB, Community Organisation	Local	L	L	L	Protect

**WILTSHIRE COUNCIL**  
**PLAYING PITCH STRATEGY – COMMUNITY AREA PROFILES**

Site ID	Site	Postcode	Sport	Management	Current status	Recommended actions	Partners	Site hierarchy tier	Priority	Timescales	Cost	Aim
331	The Green	SN15 4BG	Cricket	Christian Malford Village Parish Council	A good quality seven wicket grass square with capacity for additional demand. Christian Malford CC annually rents from the Parish Council. Accompanied by poor quality practice facilities.	Sustain square quality with appropriate maintenance. Utilise spare capacity to accommodate future demand/alleviate shortfalls. Explore options to improve poor quality ancillary provision.	ECB, WCB, Parish Council	Local	L	S	L	Protect
381	Yatton Keynell Jubilee Playing Field	SN14 7BD	Football	Sports Club	One poor quality youth 11v11 pitch that has spare capacity discounted due to poor pitch quality. The site is serviced with poor quality ancillary facilities.	Improve quality to establish actual spare capacity for clubs. Explore feasibility of improving the site's ancillary provision.	FA, FF, WFA, Sports Club	Local	M	M	M	Protect Enhance



**WILTSHIRE COUNCIL**  
**PLAYING PITCH STRATEGY – COMMUNITY AREA PROFILES**

**Area 5: Corsham**

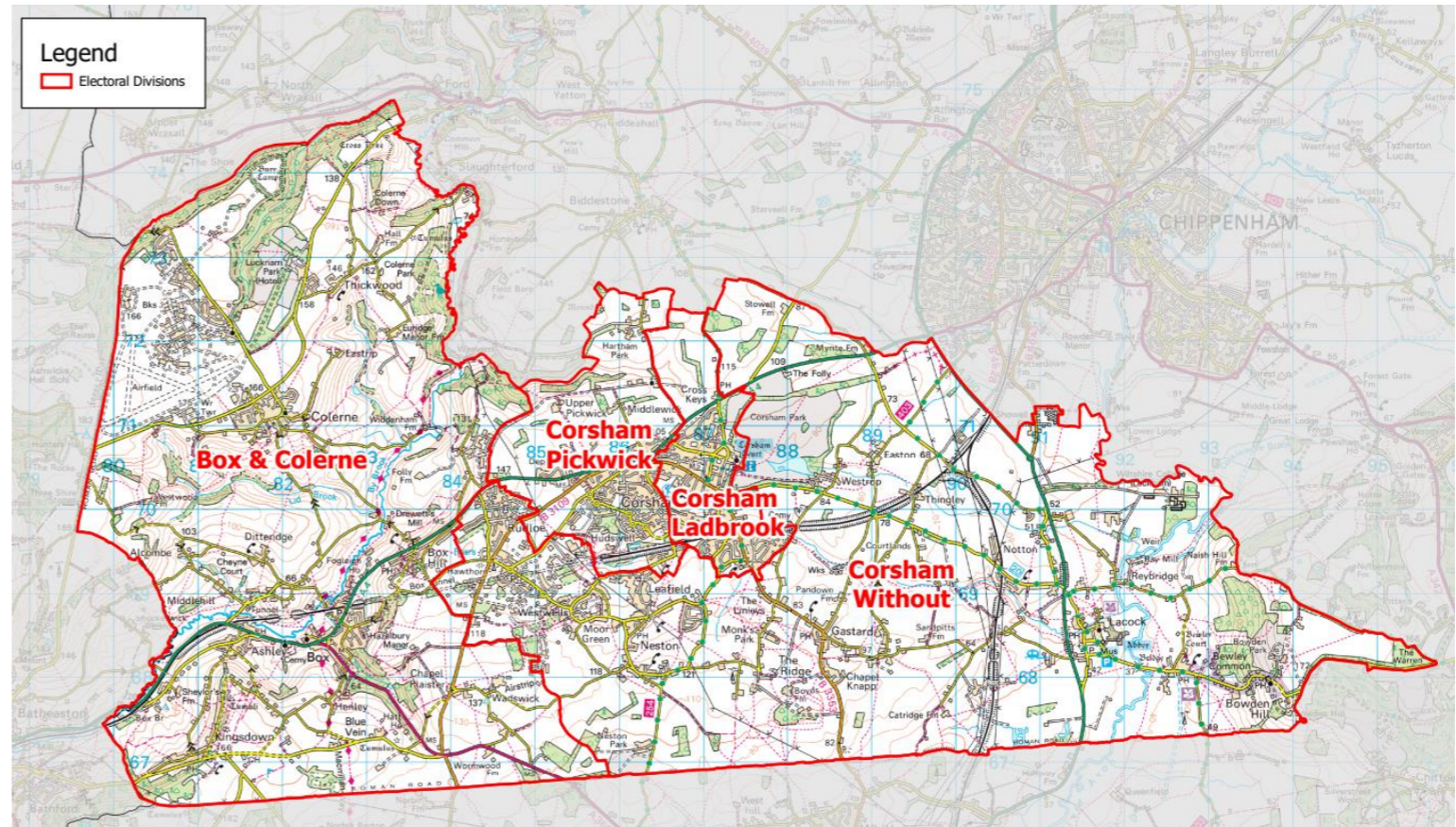
The Corsham Community Area covers countryside in the north-west of the County of Wiltshire. It comprises the historic market town of Corsham and the large parishes of Box, Colerne and Lacock and encompasses many small rural settlements. The area is a popular location for commuters to Bath, Chippenham and Bristol. The A4 from Bristol to London runs through Corsham and provides links with the nearby town of Chippenham and the city of Bath.

Table 5.1: Population in Corsham

Area (7,652 hectares)	Current population	Future population (ONS-based 2038 projections)	Housing growth (dwellings) in Local Plan (2020-2038)
Corsham	21,877	23,123	811

Table 5.2: Pitch sport team numbers in Corsham

Sport	Team gender	Age band	No. of teams	Current population
Football	Mens	16-45	7	3,510
Football	Womens	16-45	1	3,406
Football	Boys	12-15	9	564
Football	Girls	12-15	3	554
Football	Boys	10-11	7	316
Football	Girls	10-11	1	297
Football	Mixed	8-9	9	610
Football	Mixed	6-7	7	567
Cricket	Mens	18-55	11	4,718
Cricket	Womens	18-55	2	4,805
Cricket	Boys	7-18	4	1,685
Cricket	Girls	7-18	0	1,667
Rugby Union	Mens	19-45	3	3,144
Rugby Union	Womens	19-45	0	3,040
Rugby Union	Boys	13-18	4	778
Rugby Union	Girls	13-18	0	779
Rugby Union	Mixed	7-12	11	1,793
Rugby League	Mens	19-45	0	3,144
Rugby League	Womens	19-45	0	3,040
Rugby League	Boys	12-18	0	928
Rugby League	Girls	12-18	0	920
Rugby League	Mixed	7-11	0	1,502
Hockey	Mens	17-55	2	4,841
Hockey	Womens	17-55	5	4,918
Hockey	Boys	14-16	0	409
Hockey	Girls	14-16	0	391
Hockey	Boys	11-13	2	442
Hockey	Girls	11-13	1	453
Hockey	Mixed	5-10	2	1,731



**WILTSHIRE COUNCIL**  
**PLAYING PITCH STRATEGY – COMMUNITY AREA PROFILES**

**Key grass pitch sport sites**

Table 5.3: Key grass pitch sites in Corsham and their pitches

Site ID	Site name	Adult football	Youth 11v11 football	Youth 9v9 football	Mini 7v7 football	Mini 5v5 football	Cricket squares	Senior rugby	Junior rugby	Mini rugby
137	Green Lane Recreation Centre	-	-	1	1	1	-	-	-	-
184	Leafy Lane Playing Fields	2	2	2	3	3	1	-	-	-

**AGP provision**

Table 5.4: AGPs identified in Corsham

Site ID	Site name	Community use	Number of pitches	Pitch size	Sports lighting?	Pitch surface	Pitch quality
184	Leafy Lane Playing Fields	Yes	1	Half Size	Yes	Medium Pile 3G	Standard
286	Springfield Community Campus	Yes	1	Full Size	Yes	Sand Filled	Standard

**Sport by sport overview**

- Football** – actual spare capacity is identified on adult and mini 5v5 pitches at Box Recreation Ground, Lacock Recreation Ground and Leafy Lane Playing Fields whilst overplay is identified on youth 11v11 and youth 9v9 pitches, also at Corsham Town Football Club and Leafy Lane Playing Fields. Mini 7v7 pitches are played to capacity. No additional teams are expected to be generated through population growth alone. AFC Corsham is the only key club identified in the area.
- 3G** – with no full size 3G pitches currently provided in Corsham, there is deemed to be a shortfall of one full size 3G pitch based on the FA’s training model.
- Cricket** – overplay is identified at all peak times for cricket in the Corsham Analysis Area. Box and Corsham cricket clubs are the key clubs identified in the area.
- Rugby** – pitches in Corsham are overplayed by three match equivalent sessions per week identified at both Colerne Rugby Football Club (Higgins Field) and Corsham RUFC.
- Hockey** – there is actual spare capacity of one match equivalent session per week identified in the Corsham Analysis Area located at Springfield Community Campus. Corsham HC is the only club identified playing in Corsham.

**Population growth**

Based on population projections to 2038 (the period to which this assessment projects population based future demand), Sport England’s Playing Pitch Calculator can estimate the likely additional demand for grass rugby union pitches that will arise from any growth. This is by using the current and future populations in each of the relevant age groups together with the current team numbers, with team generation rates then established to understand how much growth is required to establish one new team.

For reference, the total current population in Wiltshire of 515,363 will increase to 541,068 by 2038. This is an increase of 25,704 people. The table below shows the number of new teams projected to be generated by the new population in Corsham and the requisite match equivalent sessions it will create. Please, however, note that this does include population increases linked to housing growth, which is instead covered separately following the table.

Table 5.5: Corsham team generation rates

Sport	Team Gender	Team generation rate	Population Increase	Additional teams	Additional matches per week	Additional pitches required <sup>7</sup>
Football	Mens	501.44	197.9	0.39	0.20	0.10
Football	Womens	3,405.94	192.03	0.06	0.03	0.02
Football	Boys	62.7	31.82	0.51	0.26	0.13
Football	Girls	184.76	31.25	0.17	0.09	0.04
Football	Boys	45.21	17.84	0.39	0.20	0.10
Football	Girls	296.7	16.73	0.06	0.03	0.02
Football	Mixed	67.77	34.39	0.51	0.26	0.06

<sup>7</sup> Assuming additional pitches provided would be of standard quality.

**WILTSHIRE COUNCIL**  
**PLAYING PITCH STRATEGY – COMMUNITY AREA PROFILES**

Sport	Team Gender	Team generation rate	Population Increase	Additional teams	Additional matches per week	Additional pitches required <sup>7</sup>
Football	Mixed	80.95	31.95	0.39	0.20	0.05
Cricket	Mens	428.89	265.99	0.62	0.31	0.08
Cricket	Womens	2,402.66	270.93	0.11	0.06	0.01
Cricket	Boys	421.24	95	0.23	0.12	0.03
Cricket	Girls	-	94	-	-	-
Rugby Union	Mens	1,048.04	177.27	0.17	0.09	0.04
Rugby Union	Womens	-	171.41	-	-	-
Rugby Union	Boys	194.57	43.88	0.23	0.12	0.06
Rugby Union	Girls	-	43.93	-	-	-
Rugby Union	Mixed	163.02	101.1	0.62	0.31	0.16
Rugby League	Mens	-	177.27	-	-	-
Rugby League	Womens	-	171.41	-	-	-
Rugby League	Boys	-	52.31	-	-	-
Rugby League	Girls	-	51.85	-	-	-
Rugby League	Mixed	-	84.68	-	-	-
Hockey	Mens	2,420.48	272.94	0.11	0.06	0.01
Hockey	Womens	983.66	277.3	0.28	0.14	0.04
Hockey	Boys	-	23.05	-	-	-
Hockey	Girls	-	22.02	-	-	-
Hockey	Boys	221	24.92	0.11	0.06	0.01
Hockey	Girls	452.73	25.53	0.06	0.03	0.01
Hockey	Mixed	865.43	97.59	0.11	0.06	0.01

Page 307

As seen in the table above, no additional teams are expected to be generated through population growth alone in the Corsham Analysis Area.

**Housing growth**

The anticipated population increase over the 14 year period (2038) equates to 2.21 match equivalent sessions of demand per week for grass pitch sports, 0.50 match equivalent sessions on hockey suitable AGP and 13.96 match equivalent sessions of demand per season for cricket. Training demand equates to 3.57 hours of use per week for football on 3G pitches and 1.16 hours on hockey suitable AGP.

Table 5.6: Demand for grass pitch sports generated from a population increase of 1,865.

Pitch sport	Estimated demand by sport	
	Match demand per week	Training demand
Adult football	0.36	3.57 hours
Youth football	0.83	As above
Mini soccer	0.60	As above
Rugby union	0.42	0.53 equivalent sessions
Rugby league	0.00	0.00 match equivalent sessions
Adult hockey	0.30	0.89 hours
Junior & mixed hockey	0.20	0.27 hours
Cricket	13.96	-

The table below translates estimated demand into new pitch provision with associated capital and lifestyle costs.

**WILTSHIRE COUNCIL**  
**PLAYING PITCH STRATEGY – COMMUNITY AREA PROFILES**

Table 5.7: Estimated demand and costs for new pitch provision

Pitch type	Estimated demand and costs for new pitches			Changing rooms	
	Number of pitches to meet demand	Capital cost	Lifecycle Cost (per annum)	Number	Capital cost
Adult football	0.36	£39,932	£7,867	0.71	£142,485
Youth football	0.83	£75,934	£15,339	1.04	£207,922
Mini soccer	0.60	£18,411	£3,645	0.00	£0
Rugby union	0.42	£71,174	£13,167	0.85	£169,308
Rugby league	0.00	£0	£0	0.00	£0
Cricket	0.33	£116,031	£21,350	0.66	£132,006
Sand AGPs	0.08	£75,680	£1,968	0.16	£31,268
3G pitches	0.09	£109,225	£3,213	0.19	£37,606
<b>Total</b>	<b>2.71</b>	<b>£506,387</b>	<b>£66,548</b>	<b>3.60</b>	<b>£720,595</b>

Overall, an additional 2.71 pitches would be required to meet additional demand arising from a population increase of 1,865. This would require an expected capital cost of £506,387 and a lifecycle cost per annum of £66,548.

**Action Plan**

Site ID	Site	Postcode	Sport	Management	Current status	Recommended actions	Partners	Site hierarchy tier	Priority	Timescales	Cost	Aim
21	Azimghur Barracks	SN14 8QY	Football	MOD	Two standard quality adult pitches that are unavailable for community use.	No action required.	FA, FF, WFA, MOD	-	-	-	-	-
21	Azimghur Barracks	SN14 8QY	Rugby Union	MOD	One standard quality senior pitch that is unavailable for community use.	No action required.	RFU, MOD	-	-	-	-	-
43	Box Recreation Ground	SN13 8NT	Football	Council	One good quality adult pitch. Actual spare capacity of one match equivalent session at peak time. Accompanying ancillary provision of standard quality	Consider potential rationalisation of provision to contribute to a hub site. If not feasible improve pitch quality with enhanced levels of maintenance.	FA, FF, WFA	Local	L	L	L	Protect Enhance
43	Box Recreation Ground	SN13 8NT	Cricket	Council	One good quality adult pitch that has actual spare capacity amounting to one match equivalent session per week.	Utilise actual spare capacity where it exists, via the transfer of demand from overplayed sites or via future demand.	ECB, WCB	Local	L	S	L	Protect
43	Box Recreation Ground	SN13 8NT	Cricket	Council	A standard quality eight wicket grass square accompanied by a NTP that has not a capacity for additional demand. Used Box CC.	Improve square quality with enhanced levels of maintenance. Ensure Box CC has long term security of tenure.	ECB, WCB	Local	L	S	L	Protect Enhance
81	Colerne Rugby Football Club (Higgins Field)	SN14 8AT	Rugby Union	Sports Club	One standard quality senior pitch with sports lighting and actual spare capacity. Accompanied by good quality ancillary provision.	Improve pitch quality with enhanced levels of maintenance.	RFU, Sports Club	Local	L	L	L	Protect Enhance

**WILTSHIRE COUNCIL**  
**PLAYING PITCH STRATEGY – COMMUNITY AREA PROFILES**

Site ID	Site	Postcode	Sport	Management	Current status	Recommended actions	Partners	Site hierarchy tier	Priority	Timescales	Cost	Aim
85	Corsham Cricket Club	SN13 9EU	Cricket	Sports club	One good quality grass square with 13 wickets overplayed by 22 match equivalent sessions. Leased to Corsham CC.	Sustain square quality with appropriate levels of maintenance. Explore options to alleviate overplay including installing an NTP, hybrid wickets and/or transferring partial demand to a site with spare capacity. Support plans to expand the footprint of the pavilion.	ECB, WCB, Sports Club	Local	M	S	M	Protect Enhance Provide
86	Corsham Primary School	SN13 9YW	Football	Education	Two poor quality mini 5v5 pitches that are unavailable for community use.	Improve quality to better accommodate curricular and extra-curricular demand.	FA, FF, WFA, Education	Local	L	S	L	Protect
88	Corsham Rugby Club	SN13 9QG	Rugby Union	Sports Club	Two standard quality senior pitches, one of which has sports lighting. All pitches are overplayed. Accompanied by good quality ancillary provision.	Improve pitch quality with enhanced levels of maintenance. Explore installation of additional sports lighting to enable dispersion of training demand across the site.	RFU, Sports Club	Local	L	S	L	Protect Enhance
89	Corsham Town Football Club	SN13 9HS	Football	Sports Club	One poor quality adult pitch that is overplayed by 0.5 match equivalent session per week. The site is serviced with poor quality ancillary facilities. The site is home to Corsham Town FC (Step 5).	Improve quality to alleviate overplay. Explore feasibility of improving ancillary provision.	FA, FF, WFA, Sports Club	Local	M	M	M	Protect Enhance
137	Green Lane Recreation Centre	SN14 8AU	Football	Council	One youth 9v9 pitch, one mini 7v7 pitch and one mini 5v5 pitch, all of which are poor quality and have spare capacity discounted due to poor pitch quality. The site is serviced with poor quality ancillary facilities.	Consider potential rationalisation of provision to contribute to a hub site. If not feasible improve pitch quality with enhanced levels of maintenance.	FA, FF, WFA	Local	L	L	L	Protect Enhance
175	Lacock Recreation Ground	SN15 2LQ	Football	Lacock Parish Council	One standard quality adult pitch that has actual spare capacity amounting to one match equivalent session per week.	Consider potential rationalisation of provision to contribute to a hub site. If not feasible improve pitch quality with enhanced levels of maintenance.	FA, FF, WFA, Parish Council	Local	L	L	L	Protect
175	Lacock Recreation Ground	SN15 2LQ	Cricket	Lacock Parish Council	A standard quality grass square with six wickets that has spare capacity for additional demand. Used by Lacock CC.	Improve square quality with enhanced levels of maintenance. Ensure Lacock CC has long term security of tenure.	ECB, WCB, Parish Council	Local	L	S	L	Protect Enhance

**WILTSHIRE COUNCIL**  
**PLAYING PITCH STRATEGY – COMMUNITY AREA PROFILES**

Site ID	Site	Postcode	Sport	Management	Current status	Recommended actions	Partners	Site hierarchy tier	Priority	Timescales	Cost	Aim
184	Leafy Lane Playing Fields	SN13 0JY	Football	Trust	Two youth 11v11 pitches, one youth 9v9 pitch, one mini 7v7 pitch and one mini 5v5 pitch, all of which are good quality. Two adult pitches, one mini 7v7 pitch and one mini 5v5 pitch, all of which are standard quality. One youth 9v9 pitch, one mini 7v7 pitch and one mini 5v5 pitch, all of which are poor quality. The two adult pitches, two youth 9v9 pitches, two mini 7v7 pitches and two mini 5v5 pitches each have actual spare capacity totalling 4.5 match equivalent sessions per week. One of the youth 9v9 pitches is overplayed by 0.5 match equivalent sessions per week.	Utilise actual spare capacity where it exists, via the transfer of demand from overplayed sites or via future demand. Improve quality to alleviate overplay where it exists.	FA, FF, WFA, Trust	Key Centre	M	S	L	Protect
184	Leafy Lane Playing Fields	SN13 0JY	3G	Trust	One smaller size 3G pitch that is equipped with sports lighting. There are currently plans to extend the pitch to a youth 9v9 sized 3G pitch. The pitch has exceeded its 10-year recommended lifespan and thus requires resurfacing.	Resurface pitch to improve quality and ensure a sinking fund is in place for long-term sustainability. Support the plans for the extension of the current 3G pitch at the site, or the development of a new 3G pitch.	FA, FF, WFA, Trust	Key Centre	H	S	H	Protect Enhance Provide
184	Leafy Lane Playing Fields	SN13 0JY	Cricket	Trust	A standalone NTP.	Improve quality as required and retain as current use.	ECB, WCB, Trust	Local	L	L	L	Protect
207	Meriton Avenue Recreation Ground	SN13 0BP	Football (Disused)	Council	Disused site which previously accommodated one youth 11v11 pitch. Last actively marked out circa 2016.	Explore feasibility of bringing the playing field back into use given local shortfalls and ensure replacement provision is provided in line with national planning policy should a proposal come forward that will result in permanent loss.	FA, FF, WFA	Local	L	L	L	Protect
216	Neston Recreation Ground	SN13 9SN	Football (Recreational)	Council	One mini 5v5 pitch not actively marked. Used for recreational demand.	Explore the feasibility of bringing the pitch back into use for affiliated demand from the community.	FA, FF, WFA	Local	L	L	L	Protect
224	Notton House School	SN15 2NF	Football	Education	One youth 11v11 pitch and one mini 5v5 pitch, both of which are standard quality and have spare capacity discounted due to unsecure tenure. The site is serviced with poor quality ancillary facilities.	Seek to provide a community use agreement, enabling security of tenure for clubs and establishing actual spare capacity at the site. Explore feasibility of improving ancillary provision.	FA, FF, WFA, Education	Local	M	M	M	Protect
256	Rudloe Recreation Ground (Closed)	SN13 0LZ	Football (Recreational)	Council	One mini 5v5 pitch not actively marked. Used for recreational demand.	Explore the feasibility of bringing the pitch back into use for affiliated demand from the community.	FA, FF, WFA	Local	L	L	L	Protect

**WILTSHIRE COUNCIL**  
**PLAYING PITCH STRATEGY – COMMUNITY AREA PROFILES**

Site ID	Site	Postcode	Sport	Management	Current status	Recommended actions	Partners	Site hierarchy tier	Priority	Timescales	Cost	Aim
286	Springfield Community Campus	SN13 9DN	Hockey	Council	One standard quality full size pitch that is equipped with sports lighting. The pitch has exceeded its 10-year recommended lifespan and thus requires resurfacing.	Resurface the full size pitch before quality deteriorates further and ensure a sinking fund is in place for long-term sustainability.	EH	Local	H	S	H	Protect Enhance Provide
325	The Corsham School	SN13 9DF	Football	Education	Two poor quality adult pitches that are unavailable for community use.	Improve quality and explore community use options.	FA, FF, WFA, Education	Local	L	S	L	Protect
325	The Corsham School	SN13 9DF	Rugby Union	Education	Two poor quality senior pitches that are unavailable for community use.	Improve quality for continued school use.	RFU, Education	Local	L	L	L	Protect Enhance
374	Wiltshire College Lackham	SN15 2NY	Football	Education	One standard quality adult pitch that is unavailable for community use.	Explore community use options.	FA, FF, WFA, Education	Local	L	S	L	Protect

**WILTSHIRE COUNCIL**  
**PLAYING PITCH STRATEGY – COMMUNITY AREA PROFILES**

**Area 6: Devizes**

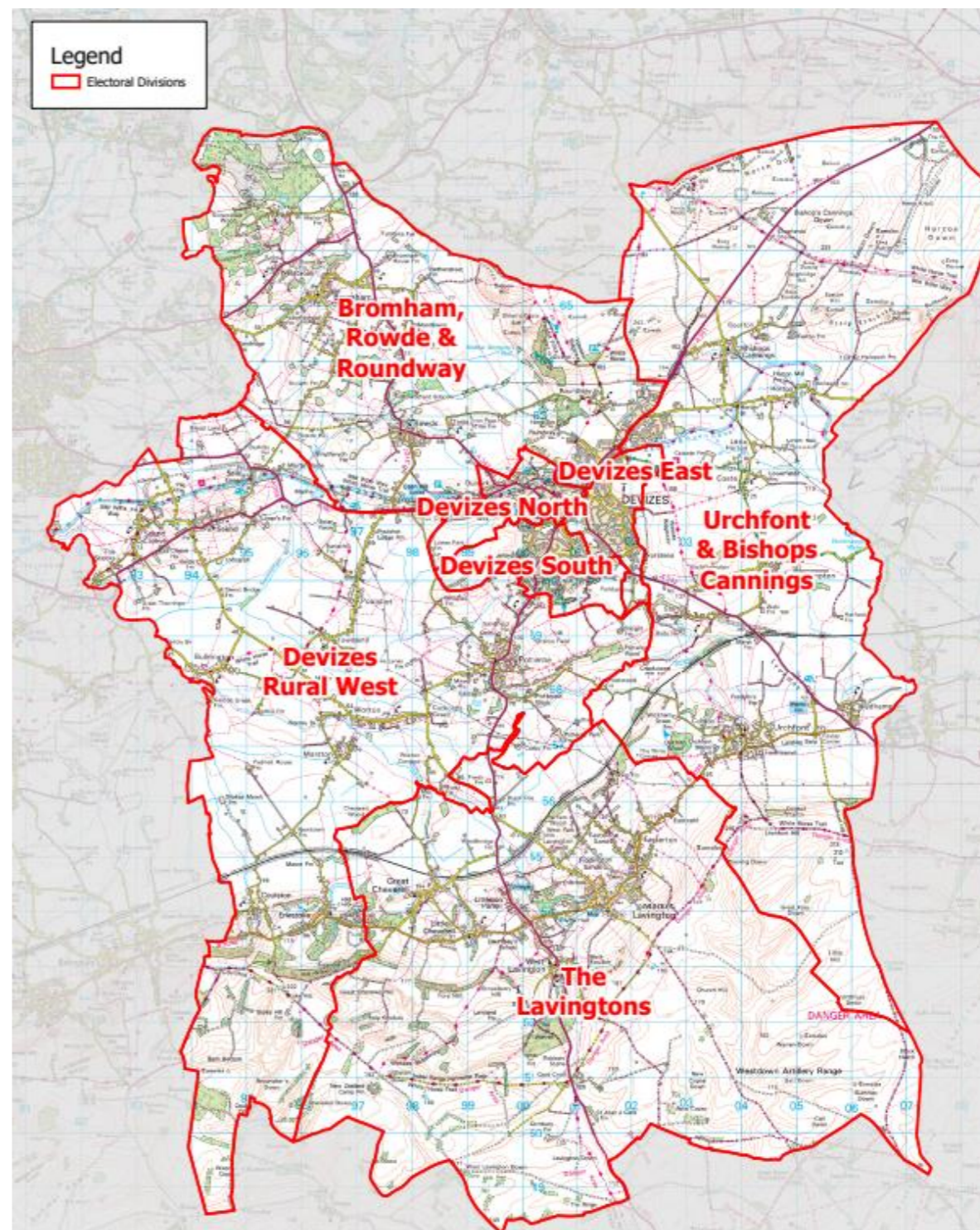
The Devizes Community Area covers mainly rural countryside in the middle of the County of Wiltshire. The one major settlement is the ancient market town of Devizes. Whilst some of the villages surrounding it, such as the Lavingtons, are large enough to have their own secondary school and shops, the hinterland is mainly one of small villages and farms and is rural in nature. Devizes acts as the main service centre for the community area.

Table 6.1: Population in Devizes

Area (21,642 hectares)	Current population	Future population (ONS-based 2038 projections)	Housing growth (dwellings) in Local Plan (2020-2038)
Devizes	33,980	35,915	1,431

Table 6.2: Pitch sport team numbers in Devizes

Sport	Team gender	Age band	No. of teams	Current population
Football	Mens	16-45	17	5,224
Football	Womens	16-45	0	4,866
Football	Boys	12-15	13	885
Football	Girls	12-15	2	900
Football	Boys	10-11	9	411
Football	Girls	10-11	3	397
Football	Mixed	8-9	12	733
Football	Mixed	6-7	7	702
Cricket	Mens	18-55	21	7,251
Cricket	Womens	18-55	2	7,087
Cricket	Boys	7-18	3	2,401
Cricket	Girls	7-18	2	2,382
Rugby Union	Mens	19-45	2	4,635
Rugby Union	Womens	19-45	1	4,315
Rugby Union	Boys	13-18	3	1,255
Rugby Union	Girls	13-18	2	1,231
Rugby Union	Mixed	7-12	6	2,298
Rugby League	Mens	19-45	0	4,635
Rugby League	Womens	19-45	0	4,315
Rugby League	Boys	12-18	0	1,473
Rugby League	Girls	12-18	0	1,453
Rugby League	Mixed	7-11	0	1,859
Hockey	Mens	17-55	4	7,428
Hockey	Womens	17-55	2	7,267
Hockey	Boys	14-16	1	669
Hockey	Girls	14-16	1	701
Hockey	Boys	11-13	2	644
Hockey	Girls	11-13	2	589
Hockey	Mixed	5-10	3	2,168





**WILTSHIRE COUNCIL**  
**PLAYING PITCH STRATEGY – COMMUNITY AREA PROFILES**

**Key grass pitch sport sites**

Table 6.3: Key grass pitch sites in Devizes and their pitches

Site ID	Site name	Adult football	Youth 11v11 football	Youth 9v9 football	Mini 7v7 football	Mini 5v5 football	Cricket squares	Senior rugby	Junior rugby	Mini rugby
136	Green Lane Playing Fields	1	1	1	-	-	-	-	-	-
328	The Elisha Field	-	1	-	2	1	-	-	-	-

**AGP provision**

Table 6.4: AGPs identified in Devizes

Site ID	Site name	Community use	Number of pitches	Pitch size	Sports lighting?	Pitch surface	Pitch quality
98	Dauntsey's School	Yes	1	Full Size	Yes	Sand Filled	Standard
98	Dauntsey's School	Yes	1	Full Size	No	Sand Dressed	Standard
98	Dauntsey's School	Yes	1	Half Size	No	Sand Dressed	Standard
103	Devizes School	No-disused	1	Full Size	Yes	Sand Filled	Poor
136	Green Lane Playing Fields	Yes	1	Full Size	Yes	Medium Pile 3G	Standard

**Sport by sport overview**

- ♦ **Football** – overplay is identified on adult, youth 11v11 and youth 9v9 pitches across five sites whilst mini 7v7 and mini 5v5 pitches are played to capacity. One additional adult team is expected to be generated through population growth alone. Key clubs in the area include Bishops Cannings, Devizes Town Youth and Worton & Cheverell Youth football clubs.
- ♦ **3G** – with one full size 3G pitch currently provided in Devizes, there is deemed to be a shortfall of 0.5 full size 3G pitches based on the FA’s training model.
- ♦ **Cricket** – overplay is identified for Saturday cricket whilst actual spare capacity is identified for Sunday and midweek cricket. Potterne and Devizes are identified as key cricket clubs in the area.
- ♦ **Rugby** – pitches in Devizes are overplayed by 2.5 match equivalent sessions per week identified at Devizes Sports Club. All rugby union demand in Devizes is from Devizes RUFC.
- ♦ **Hockey** – there is actual spare capacity of four match equivalent sessions per week identified in the Devizes Analysis Area located at Dauntsey’s School. Devizes HC is the only club identified playing in Devizes.

**Population growth**

Based on population projections to 2038 (the period to which this assessment projects population based future demand), Sport England’s Playing Pitch Calculator can estimate the likely additional demand for grass rugby union pitches that will arise from any growth. This is by using the current and future populations in each of the relevant age groups together with the current team numbers, with team generation rates then established to understand how much growth is required to establish one new team.

For reference, the total current population in Wiltshire of 515,363 will increase to 541,068 by 2038. This is an increase of 25,704 people. The table below shows the number of new teams projected to be generated by the new population in Devizes and the requisite match equivalent sessions it will create. Please, however, note that this does include population increases linked to housing growth, which is instead covered separately following the table.

Table 6.5: Devizes team generation rates

Sport	Team Gender	Team generation rate	Population Increase	Additional teams	Additional matches per week	Additional pitches required <sup>8</sup>
Football	Mens	307.29	294.52	0.96	0.48	0.24
Football	Womens	-	274.36	-	-	-
Football	Boys	68.09	49.91	0.73	0.37	0.18
Football	Girls	450.15	50.76	0.11	0.06	0.03
Football	Boys	45.68	23.18	0.51	0.26	0.13

<sup>8</sup> Assuming additional pitches provided would be of standard quality.

**WILTSHIRE COUNCIL  
PLAYING PITCH STRATEGY – COMMUNITY AREA PROFILES**

Sport	Team Gender	Team generation rate	Population Increase	Additional teams	Additional matches per week	Additional pitches required <sup>8</sup>
Football	Girls	132.35	22.39	0.17	0.09	0.04
Football	Mixed	61.11	41.34	0.68	0.34	0.09
Football	Mixed	100.28	39.58	0.39	0.20	0.05
Cricket	Mens	345.3	408.83	1.18	0.59	0.15
Cricket	Womens	3,543.51	399.57	0.11	0.06	0.01
Cricket	Boys	800.17	135.34	0.17	0.09	0.02
Cricket	Girls	1,191.03	134.3	0.11	0.06	0.01
Rugby Union	Mens	2,317.63	261.34	0.11	0.06	0.03
Rugby Union	Womens	4,314.82	243.27	0.06	0.03	0.02
Rugby Union	Boys	418.39	70.77	0.17	0.09	0.04
Rugby Union	Girls	615.43	69.4	0.11	0.06	0.03
Rugby Union	Mixed	382.94	129.54	0.34	0.17	0.09
Rugby League	Mens	-	261.34	-	-	-
Rugby League	Womens	-	243.27	-	-	-
Rugby League	Boys	-	83.06	-	-	-
Rugby League	Girls	-	81.94	-	-	-
Rugby League	Mixed	-	104.82	-	-	-
Hockey	Mens	1,856.99	418.79	0.23	0.12	0.03
Hockey	Womens	3,633.54	409.72	0.11	0.06	0.01
Hockey	Boys	669.32	37.74	0.06	0.03	0.01
Hockey	Girls	700.86	39.51	0.06	0.03	0.01
Hockey	Boys	321.85	36.29	0.11	0.06	0.01
Hockey	Girls	294.72	33.23	0.11	0.06	0.01
Hockey	Mixed	722.67	122.23	0.17	0.09	0.02

Page 314

As seen in the table above, one additional adult team is expected to be generated through population growth alone in the Devizes Analysis Area.

**Housing growth**

The anticipated population increase over the 14 year period (2038) equates to 3.77 match equivalent sessions of demand per week for grass pitch sports, 0.76 match equivalent sessions on hockey suitable AGP and 27.14 match equivalent sessions of demand per season for cricket. Training demand equates to 6.57 hours of use per week for football on 3G pitches and 1.44 hours on hockey suitable AGP.

Table 6.6: Demand for grass pitch sports generated from a population increase of 1,865.

Pitch sport	Estimated demand by sport	
	Match demand per week	Training demand
Adult football	0.90	6.57 hours
Youth football	1.35	As above
Mini soccer	1.03	As above
Rugby union	0.49	0.57 equivalent sessions
Rugby league	0.00	0.00 match equivalent sessions
Adult hockey	0.30	0.90 hours
Junior & mixed hockey	0.46	0.54 hours
Cricket	27.14	-

The table below translates estimated demand into new pitch provision with associated capital and lifestyle costs.

**WILTSHIRE COUNCIL**  
**PLAYING PITCH STRATEGY – COMMUNITY AREA PROFILES**

Table 6.7: Estimated demand and costs for new pitch provision

Pitch type	Estimated demand and costs for new pitches			Changing rooms	
	Number of pitches to meet demand	Capital cost	Lifecycle Cost (per annum)	Number	Capital cost
Adult football	0.90	£101,066	£19,910	1.80	£360,623
Youth football	1.35	£123,887	£25,025	1.45	£290,735
Mini soccer	1.03	£31,658	£6,268	0.00	£0
Rugby union	0.49	£82,143	£15,196	0.98	£195,401
Rugby league	0.00	£0	£0	0.00	£0
Cricket	0.65	£228,352	£42,017	1.30	£259,792
Sand AGPs	0.17	£161,292	£4,194	0.33	£66,639
3G pitches	0.17	£201,034	£5,913	0.35	£69,216
<b>Total</b>	<b>4.76</b>	<b>£929,432</b>	<b>£118,523</b>	<b>6.21</b>	<b>£1,242,406</b>

Overall, an additional 4.76 pitches would be required to meet additional demand arising from a population increase of 3,291. This would require an expected capital cost of £929,432 and a lifecycle cost per annum of £118,523.

**Action Plan**

Site ID	Site	Postcode	Sport	Management	Current status	Recommended actions	Partners	Site hierarchy tier	Priority	Timescales	Cost	Aim
35	Bishops Cannings School C of E Aided Primary School	SN10 2LD	Football	Education	Two poor quality mini 5v5 pitches that are unavailable for community use.	Improve quality to better accommodate curricular and extra-curricular demand.	FA, FF, WFA, Education	Local	L	S	L	Protect Enhance
54	Bromham Jubilee Field	SN15 2JB	Football	Sports Club	One poor quality adult pitch that has spare capacity discounted due to poor pitch quality. The site is serviced with poor quality ancillary facilities.	Improve quality to establish actual spare capacity for clubs. Explore feasibility of improving the site's ancillary provision.	FA, FF, WFA, Sports Club	Local	M	M	M	Protect Enhance
98	Dauntsey's School	SN10 4HE	Football	Education	Five adult pitches and two youth 9v9 pitches, all of which are good quality and unavailable for community use.	Explore community use options.	FA, FF, WFA, Education	Local	L	S	L	Protect
98	Dauntsey's School	SN10 4HE	Cricket	Education	Five good quality grass cricket squares none of which are available for community use.	Sustain square quality as appropriate and retain as current use.	ECB, WCB, Education	Local	L	L	L	Protect
98	Dauntsey's School	SN10 4HE	Hockey	Education	Two standard quality full size pitches, both of which are available for community use. However, only one of the pitches is equipped with sports lighting. One smaller size pitch that is available for community use but is without sports lighting. Both pitches have exceeded their 10-year recommended lifespan and thus require resurfacing.	Resurface both full size pitches before quality deteriorates further and ensure a sinking fund is in place for long-term sustainability.	EH, Education	Local	H	S	H	Protect Enhance Provide
99	Davis Field	SN10 4AN	Football	Sports Club	One adult pitch and one mini 7v7 pitch, both of which are poor quality and have spare capacity discounted due to poor pitch quality. The site is without ancillary provision.	Improve quality to establish actual spare capacity for clubs.	FA, FF, WFA, Sports Club	Local	M	S	L	Protect Enhance

**WILTSHIRE COUNCIL**  
**PLAYING PITCH STRATEGY – COMMUNITY AREA PROFILES**

Site ID	Site	Postcode	Sport	Management	Current status	Recommended actions	Partners	Site hierarchy tier	Priority	Timescales	Cost	Aim
103	Devizes School	SN10 3AG	Football	Education	One adult pitch and one youth 9v9 pitch, both of which are poor quality and unavailable for community use. An aspiration exists for a new clubhouse at the site.	Improve quality and explore community use options. Support plans to establish a new clubhouse provided it meets national planning policy requirements.	FA, FF, WFA, Education	Local	L	S	L	Protect Enhance
103	Devizes School	SN10 3AG	Rugby Union	Education	Two poor quality senior pitches. Played to capacity by curricular demand. An aspiration exists for a new clubhouse at the site.	Improve quality for continued curricular and extracurricular demand. Support plans to establish a new clubhouse provided it meets national planning policy requirements.	RFU, Education	Local	L	L	L	Protect Enhance
103	Devizes School	SN10 3AG	Hockey (Disused)	Education	One disused full size pitch that has been out of use since 2020. Devizes HC aspires to bring demand back to the site however, until resurfaced, this cannot be done. The Club suggests that currently neither the Council nor the School believe that they are responsible for the replacement of the surface. Previously, a pre-application was submitted which included resurfacing the pitch as a Gen2, and an aspiration exists to provide a new clubhouse.	Resurface the pitch and bring back into use for Devizes HC. Work together with the School, Club and Council to establish responsibility for resurfacing of the surface. Once replaced set in place a sinking fund to ensure the pitch does not fall into disrepair and access lost in the future. Support plans to establish a new clubhouse provided it meets national planning policy requirements.	EH, Education, Sports Club, Council	Local	H	S	H	Protect Enhance Provide
104	Devizes Sports Club	SN10 2DL	Cricket	Sport Club	Two grass squares one with 14 wickets and the other with four wickets accompanied by an NTP. The former square is good quality and has capacity for additional play. The latter square is overplayed by one match equivalent sessions. Devizes CC is looking to build its own cricket ancillary facilities away from the current provision operated by Devizes RFC. It is also looking to protect its second square with perimeter fencing.	Sustain good quality square with appropriate maintenance. Improve levels of maintenance on the second square in order to alleviate overplay. Explore the potential of creating a purpose built ancillary provision for the cricket club. Explore options to protect the second square.	ECB, WCB, Sports Club	Key Centre	M	M	L	Protect Provide Enhance
104	Devizes Sports Club	SN10 2DL	Rugby Union	Sport Club	Two standard quality senior pitches, of which one has sports lighting. All pitches are overplayed. Accompanied by good quality ancillary provision.	Improve pitch quality with enhanced levels of maintenance. Explore installation of additional sports lighting to enable dispersion of training demand across the site.	RFU, Sports Club	Key Centre	L	L	L	Protect Enhance
109	Downland School	SN10 5EF	Football	Education	One poor quality mini 5v5 pitch that is unavailable for community use.	Improve quality to better accommodate curricular and extra-curricular demand.	FA, FF, WFA, Education	Local	L	S	L	Protect Enhance

**WILTSHIRE COUNCIL**  
**PLAYING PITCH STRATEGY – COMMUNITY AREA PROFILES**

Site ID	Site	Postcode	Sport	Management	Current status	Recommended actions	Partners	Site hierarchy tier	Priority	Timescales	Cost	Aim
118	Erlestoke & Coulston Cricket Club	SN10 5TX	Cricket	Sports Club	A good quality square with ten wickets that has spare capacity to accommodate additional demand, The site has a poor quality practice lane.	Sustain square quality with appropriate levels of maintenance. Explore options to improve practice facilities. Support plans to replace the pavilion.	ECB, WCB, Sports Club	Local	L	L	L	Protect Enhance
125	Five Lanes CE (VA) Primary School (Worton Site)	SN10 5SE	Football	Education	One poor quality mini 5v5 pitch that is unavailable for community use.	Improve quality to better accommodate curricular and extra-curricular demand.	FA, FF, WFA, Education	Local	L	S	L	Protect Enhance
136	Green Lane Playing Fields	SN10 5EP	Football	Wiltshire FA	One good quality adult pitch, one standard quality youth 11v11 pitch and one standard quality youth 9v9 pitch, all of which are available for community use. The adult pitch is played to capacity, whilst the remaining pitches are overplayed by a combined total of two match equivalent sessions per week.	Improve quality to alleviate overplay. Explore the potential to develop a 2 <sup>nd</sup> 3G onsite.	FA, FF, WFA,	Hub	H	L	H	Protect Enhance Provide
136	Green Lane Playing Fields	SN10 5EP	3G	Wiltshire FA	One good quality full size 3G pitch that is available for community use and is equipped with sports lighting.	Sustain quality. Explore the potential to develop a 2 <sup>nd</sup> 3G onsite.	FA, FF, WFA,	Hub	H	L	H	Protect Provide
182	Lavington School	SN10 4EB	Cricket	Education	One standalone NTP that's not available for community use.	Sustain quality as appropriate and retain as current use.	ECB, WCB, Education	Local	L	L	L	Protect
228	Nursteed Road	SN10 3DX	Football	Sports Club	One good quality adult pitch and one standard quality youth 9v9 pitch. The latter is played to capacity, whilst the former is overplayed by 2.5 match equivalent sessions per week. Devizes Town FC (Step 6) aspires to replace its current perimeter fencing and update its sports lighting with LED lighting.	Consider transferring demand to sites with actual spare capacity to alleviate overplay. Support the Club in its aspirations for more secure perimeter fencing and LED lighting. Explore the potential to develop a 3G onsite.	FA, FF, WFA, Sports Club	Local	H	L	H	Protect Enhance Provide
241	Potterne Cricket Club (The Grove)	SN10 5PH	Cricket	Sports Club	One ten wicket good quality square which is overplayed by 18 match equivalent sessions. Leased long term to Potterne CC. The Club aspires to relocate its changing rooms to provide additional ancillary space.	Sustain square quality with appropriate maintenance. Explore installing an NTP in order to alleviate overplay. Explore assisting the Club with its ancillary provision plans where possible.	ECB, WCB, Sports Club	Local	L	S	M	Protect Provide
264	Sands Lane Rowde	SN10 2QW	Football	Council	One poor quality adult pitch that has spare capacity discounted due to poor pitch quality. The site is serviced with poor quality ancillary provision.	Consider potential rationalisation of provision to contribute to a hub site. If not feasible improve pitch quality with enhanced levels of maintenance.	FA, FF, WFA,	Local	L	L	L	Protect Enhance
270	Seend Church of England Primary School	SN12 6NJ	Football	Education	Two poor quality mini 5v5 pitches, both of which are unavailable for community use.	Improve quality to better accommodate curricular and extra-curricular demand.	FA, FF, WFA, Education	Local	L	S	L	Protect Enhance

**WILTSHIRE COUNCIL**  
**PLAYING PITCH STRATEGY – COMMUNITY AREA PROFILES**

Site ID	Site	Postcode	Sport	Management	Current status	Recommended actions	Partners	Site hierarchy tier	Priority	Timescales	Cost	Aim
271	Seend Lye Field	SN12 6NS	Football	Community Organisation	One poor quality adult pitch that is played to capacity. The site is serviced with poor quality ancillary facilities.	Improve quality to establish actual spare capacity for clubs. Explore feasibility of improving the site's ancillary provision.	FA, FF, WFA, Community Organisation	Local	M	M	M	Protect Enhance
271	Seend Lye Field	SN12 6NS	Cricket	Community Organisation	One standalone NTP.	Sustain quality as appropriate based on usage.	ECB, WCB, Community Organisation	Local	L	L	L	Protect
278	Silverwood School	SN10 2QQ	Football	Education	One poor quality youth 9v9 pitch that is unavailable for community use.	Improve quality and explore community use options.	FA, FF, WFA, Education	Local	L	S	L	Protect Enhance
283	Southbroom St James Academy	SN10 3AH	Football	Education	One adult pitch and one youth 11v11 pitch, both of which are poor quality and have spare capacity discounted due to unsecure tenure.	Improve quality and seek to provide a community use agreement, enabling actual spare capacity for clubs.	FA, FF, WFA, Education	Local	M	S	L	Protect Enhance
285	Spaniels Bridge	SN10 3LG	Cricket	Sports Club	A 11 wicket grass square accompanied by an NTP used Bishops Cannings CC, Wiltshire CCC and Potterne CC. Leased long term to the former club. Square is standard quality and overplayed by 21 match equivalent sessions.	Improve square quality with enhanced levels of maintenance to alleviate overplay. Explore the potential of transferring partial demand off the site to a square with spare capacity. Explore the potential of installing hybrid wickets to alleviate overplay.	ECB, WCB, Sports Club	Local	M	S	L	Protect Enhance
288	Spye Park Cricket Club	SN15 2PS	Cricket	Sports Club	One good quality square with ten wickets that has spare capacity to accommodate additional demand. Leased to Spoye Park CC and also used by Wiltshire CCC.	Sustain square quality with appropriate maintenance. Look to utilise spare capacity to accommodate future demand/alleviate shortfalls on other sites.	ECB, WCB, Sports Club	Local	L	S	L	Protect
291	St Barnabas C of E Primary School	SN10 4NT	Football	Education	One poor quality mini 5v5 pitch that is unavailable for community use.	Improve quality to better accommodate curricular and extra-curricular demand.	FA, FF, WFA, Education	Local	L	S	L	Protect Enhance
328	The Elisha Field	SN10 4NT	Football/3G	Council	One youth 11v11 pitch, two mini 7v7 pitches and two mini 5v5 pitches, all of which are poor quality. The youth 11v11 pitch is overplayed by 0.5 match equivalent sessions per week, whilst the remaining pitches have spare capacity discounted due to poor pitch quality.	Improve quality to alleviate overplay and establish actual spare capacity for clubs. Explore the potential to develop a full size 3G onsite	FA, FF, WFA	Local	H	M	H	Protect Enhance Provide
348	Urchfont Village Cricket Club	SN10 4RJ	Cricket	Sports Club	A good quality 11 wicket grass square that has spare capacity to accommodate additional demand. Leased long term Urchfont Village CC.	Sustain square quality with appropriate maintenance. Look to utilise spare capacity to accommodate future demand/alleviate shortfalls on other sites.	ECB, WCB, Sports Club	Local	L	S	L	Protect

**WILTSHIRE COUNCIL**  
**PLAYING PITCH STRATEGY – COMMUNITY AREA PROFILES**

Site ID	Site	Postcode	Sport	Management	Current status	Recommended actions	Partners	Site hierarchy tier	Priority	Timescales	Cost	Aim
362	West Lavington Playing Field	SN10 4HR	Football	Council	One poor quality adult pitch that is overplayed by 0.5 match equivalent sessions per week.	Improve quality to alleviate overplay.	FA, FF, WFA	Local	M	S	L	Protect Enhance
389	Village Green	SN10 1RT	Cricket	Poulshot Parish Council	A standalone NTP used by Poulshot CC.	Sustain quality with appropriate maintenance based on levels of demand.	ECB, WCB, Parish Council	Local	L	L	L	Protect

# WILTSHIRE COUNCIL PLAYING PITCH STRATEGY – COMMUNITY AREA PROFILES

## Area 7: Malmesbury

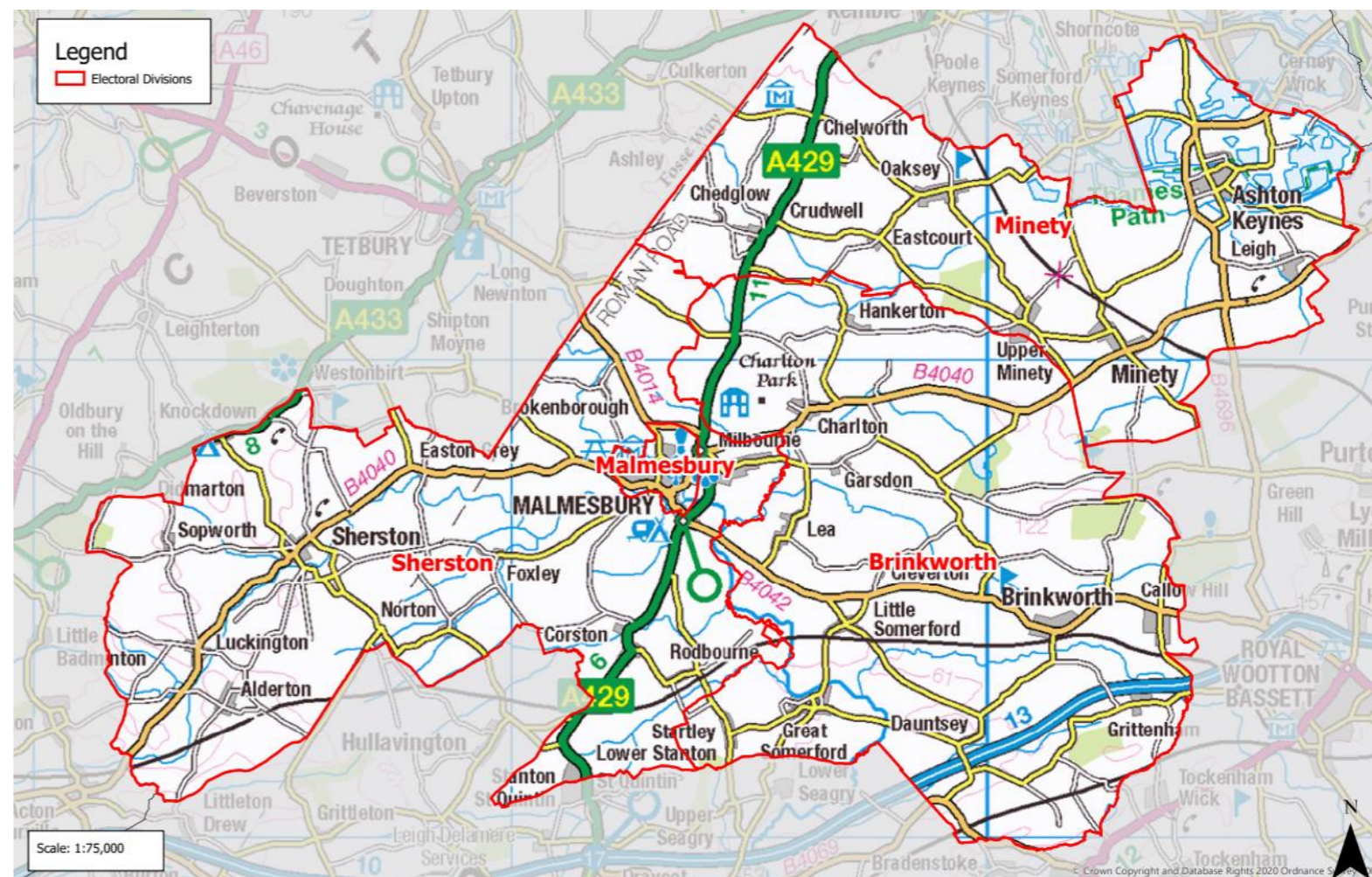
The Malmesbury Community Area covers mainly rural countryside in the northwest of the County of Wiltshire. It is dominated by the one major settlement, the ancient market town of Malmesbury. The surrounding area is one of small villages and farms and is very rural in nature. There are 20 parishes across the community area and no other towns. The town of Malmesbury provides a range of shops and facilities, but the nearby towns of Chippenham and Cirencester, (Gloucestershire), provide local alternatives.

Table 7.1: Population in Malmesbury

Area (24,532 hectares)	Current population	Future population (ONS-based 2038 projections)	Housing growth (dwellings) in Local Plan (2020-2038)
Malmesbury	22,039	23,294	1,051

Table 7.2: Pitch sport team numbers in Malmesbury

Sport	Team gender	Age band	No. of teams	Current population
Football	Mens	16-45	7	3,142
Football	Womens	16-45	2	3,061
Football	Boys	12-15	6	631
Football	Girls	12-15	1	641
Football	Boys	10-11	7	313
Football	Girls	10-11	3	290
Football	Mixed	8-9	6	559
Football	Mixed	6-7	6	505
Cricket	Mens	18-55	8	4,572
Cricket	Womens	18-55	2	4,544
Cricket	Boys	7-18	6	1,785
Cricket	Girls	7-18	0	1,702
Rugby Union	Mens	19-45	1	2,747
Rugby Union	Womens	19-45	0	2,671
Rugby Union	Boys	13-18	1	856
Rugby Union	Girls	13-18	0	866
Rugby Union	Mixed	7-12	6	1,765
Rugby League	Mens	19-45	0	2,747
Rugby League	Womens	19-45	0	2,671
Rugby League	Boys	12-18	0	1,026
Rugby League	Girls	12-18	0	1,037
Rugby League	Mixed	7-11	0	1,426
Hockey	Mens	17-55	0	4,681
Hockey	Womens	17-55	0	4,671
Hockey	Boys	14-16	0	422
Hockey	Girls	14-16	0	460
Hockey	Boys	11-13	0	495
Hockey	Girls	11-13	0	467
Hockey	Mixed	5-10	0	1,633





**WILTSHIRE COUNCIL**  
**PLAYING PITCH STRATEGY – COMMUNITY AREA PROFILES**

**Key grass pitch sport sites**

Table 7.3: Key grass pitch sites in Malmesbury and their pitches

Site ID	Site name	Adult football	Youth 11v11 football	Youth 9v9 football	Mini 7v7 football	Mini 5v5 football	Cricket squares	Senior rugby	Junior rugby	Mini rugby
47	Bradstone Sports Field	-	1	1	1	-	1	-	-	-
150	High Road Playing Fields	-	1	1	1	-	-	-	-	-
249	Queen Elizabeth II Playing Fields (Minety)	1	-	-	1	-	-	3	-	-
252	Red Bull Pitches	-	2	2	1	2	-	-	-	-

**AGP provision**

Table 7.4: AGPs identified in Malmesbury

Site ID	Site name	Community use	Number of pitches	Pitch size	Sports lighting?	Pitch surface	Pitch quality
210	Minety Church of England Primary School	No	1	Half Size	No	Medium Pile 3G	Poor

**Sport by sport overview**

- ◆ **Football** – overplay is identified on adult and youth 11v11 pitches at High Road Playing Fields and Malmesbury Victoria Football Club whilst actual spare capacity is identified on all remaining pitch types across four sites. No teams are expected to be generated through population growth alone. Key clubs in the area include Ashton Keynes Youth and Malmesbury Youth football clubs.
- ◆ **3G** – with no full size 3G pitches currently provided in Malmesbury, there is deemed to be a shortfall of one full size 3G pitch based on the FA’s training model.
- ◆ **Cricket** – actual spare capacity of varying levels is identified at all peak times for cricket in Malmesbury. Malmesbury and Sherston Magna are identified as key cricket clubs in the area.
- ◆ **Rugby** – actual spare capacity of 1.5 match equivalent sessions per week is identified at Queen Elizabeth II Playing Fields (Minety). All rugby union demand in Malmesbury is derived from Minety RUFC.
- ◆ **Hockey** – no hockey suitable AGPs are identified in Malmesbury although no hockey demand is identified in Malmesbury.

**Population growth**

Based on population projections to 2038 (the period to which this assessment projects population based future demand), Sport England’s Playing Pitch Calculator can estimate the likely additional demand for grass rugby union pitches that will arise from any growth. This is by using the current and future populations in each of the relevant age groups together with the current team numbers, with team generation rates then established to understand how much growth is required to establish one new team.

For reference, the total current population in Wiltshire of 515,363 will increase to 541,068 by 2038. This is an increase of 25,704 people. The table below shows the number of new teams projected to be generated by the new population in Malmesbury and the requisite match equivalent sessions it will create. Please, however, note that this does include population increases linked to housing growth, which is instead covered separately following the table.

Table 7.5: Malmesbury team generation rates

Sport	Team Gender	Team generation rate	Population Increase	Additional teams	Additional matches per week	Additional pitches required <sup>9</sup>
Football	Mens	448.84	177.14	0.39	0.20	0.10
Football	Womens	1,530.65	172.6	0.11	0.06	0.03
Football	Boys	105.12	35.56	0.34	0.17	0.09
Football	Girls	640.52	36.11	0.06	0.03	0.02
Football	Boys	44.75	17.66	0.39	0.20	0.10
Football	Girls	96.74	16.36	0.17	0.09	0.04
Football	Mixed	93.18	31.52	0.34	0.17	0.04
Football	Mixed	84.22	28.49	0.34	0.17	0.04
Cricket	Mens	571.48	257.76	0.45	0.23	0.06

<sup>9</sup> Assuming additional pitches provided would be of standard quality.

**WILTSHIRE COUNCIL**  
**PLAYING PITCH STRATEGY – COMMUNITY AREA PROFILES**

Sport	Team Gender	Team generation rate	Population Increase	Additional teams	Additional matches per week	Additional pitches required <sup>9</sup>
Cricket	Womens	2,272.03	256.2	0.11	0.06	0.01
Cricket	Boys	297.53	100.65	0.34	0.17	0.04
Cricket	Girls	-	95.96	-	-	-
Rugby Union	Mens	2,747.40	154.9	0.06	0.03	0.02
Rugby Union	Womens	-	150.59	-	-	-
Rugby Union	Boys	855.79	48.25	0.06	0.03	0.02
Rugby Union	Girls	-	48.84	-	-	-
Rugby Union	Mixed	294.24	99.54	0.34	0.17	0.09
Rugby League	Mens	-	154.9	-	-	-
Rugby League	Womens	-	150.59	-	-	-
Rugby League	Boys	-	57.84	-	-	-
Rugby League	Girls	-	58.46	-	-	-
Rugby League	Mixed	-	80.38	-	-	-
Hockey	Mens	-	263.94	-	-	-
Hockey	Womens	-	263.38	-	-	-
Hockey	Boys	-	23.79	-	-	-
Hockey	Girls	-	25.93	-	-	-
Hockey	Boys	-	27.9	-	-	-
Hockey	Girls	-	26.35	-	-	-
Hockey	Mixed	-	92.06	-	-	-

As seen in the table above, no additional teams are expected to be generated through population growth alone in the Malmesbury Analysis Area.

**Housing growth**

The anticipated population increase over the 14 year period (2038) equates to 2.28 match equivalent sessions of demand per week for grass pitch sports, zero match equivalent sessions on hockey suitable AGP and 16.58 match equivalent sessions of demand per season for cricket. Training demand equates to 4.16 hours of use per week for football on 3G pitches and zero hours on hockey suitable AGP.

Table 7.6: Demand for grass pitch sports generated from a population increase of 2,417.

Pitch sport	Estimated demand by sport	
	Match demand per week	Training demand
Adult football	0.58	4.16 hours
Youth football	0.86	As above
Mini soccer	0.65	As above
Rugby union	0.20	0.27 equivalent sessions
Rugby league	0.00	0.00 match equivalent sessions
Adult hockey	0.00	0.00 hours
Junior & mixed hockey	0.00	0.00 hours
Cricket	16.58	-

The table below translates estimated demand into new pitch provision with associated capital and lifestyle costs.

**WILTSHIRE COUNCIL**  
**PLAYING PITCH STRATEGY – COMMUNITY AREA PROFILES**

Table 7.7: Estimated demand and costs for new pitch provision

Pitch type	Estimated demand and costs for new pitches			Changing rooms	
	Number of pitches to meet demand	Capital cost	Lifecycle Cost (per annum)	Number	Capital cost
Adult football	0.58	£64,752	£12,756	1.15	£231,046
Youth football	0.86	£78,547	£15,867	0.70	£139,823
Mini soccer	0.65	£19,839	£3,928	0.00	£0
Rugby union	0.20	£33,059	£6,116	0.39	£78,641
Rugby league	0.00	£0	£0	0.00	£0
Cricket	0.38	£133,378	£24,542	0.76	£151,742
Sand AGPs	0.00	£0	£0	0.00	£0
3G pitches	0.11	£127,362	£3,746	0.22	£43,851
<b>Total</b>	<b>2.77</b>	<b>£456,938</b>	<b>£66,954</b>	<b>3.22</b>	<b>£645,103</b>

Overall, an additional 2.77 pitches would be required to meet additional demand arising from a population increase of 2,417. This would require an expected capital cost of £456,938 and a lifecycle cost per annum of £66,954.

**Action Plan**

Site ID	Site	Postcode	Sport	Management	Current status	Recommended actions	Partners	Site hierarchy tier	Priority	Timescales	Cost	Aim
47	Bradstone Sports Field	SN6 6PH	Football	Community Organisation	One youth 11v11 pitch and one mini 7v7 pitch, both of which are poor quality. One youth 9v9 pitch that is standard quality. The youth 11v11 pitch is played to capacity, whilst the mini 7v7 pitch has spare capacity discounted due to poor pitch quality. The youth 9v9 pitch has actual spare capacity amounting to one match equivalent session per week. The site is serviced with poor quality ancillary facilities.	Improve quality to establish actual spare capacity for clubs. Utilise actual spare capacity where it exists, via the transfer of demand from overplayed sites or via future demand. Explore the feasibility of improving the site's ancillary provision.	FA, FF, WFA, Community Organisation	Key Centre	M	M	M	Protect Enhance
47	Bradstone Sports Field	SN6 6PH	Cricket	Community Organisation	A good quality ten wicket grass square used by Ashton Keynes CC. Square has spare capacity to accommodate additional demand.	Sustain square quality with appropriate maintenance. Look to utilise spare capacity to accommodate future demand/alleviate shortfalls on other sites.	ECB, WCB, Community Organisation	Key Centre	M	S	L	Protect
50	Brinkworth Earl Danbys C of E Primary School (Lower Site)	SN15 4HU	Football	Education	One poor quality mini 5v5 pitch that is unavailable for community use.	Improve quality to better accommodate curricular and extra-curricular demand.	FA, FF, WFA, Education	Local	L	S	L	Protect Enhance
51	Brinkworth Earl Danbys C of E Primary School (Upper School)	SN15 5AX	Football	Education	One poor quality mini 5v5 pitch that is unavailable for community use.	Improve quality to better accommodate curricular and extra-curricular demand.	FA, FF, WFA, Education	Local	L	S	L	Protect Enhance

**WILTSHIRE COUNCIL**  
**PLAYING PITCH STRATEGY – COMMUNITY AREA PROFILES**

Site ID	Site	Postcode	Sport	Management	Current status	Recommended actions	Partners	Site hierarchy tier	Priority	Timescales	Cost	Aim
66	Charlton Village Hall & Playing Field	SN16 9DL	Cricket	Charlton Parish Council	A standard quality grass square with five wickets. Square has spare capacity to accommodate additional demand. Rented by Charlton CC.	Sustain square quality with appropriate maintenance. Look to utilise spare capacity to accommodate future demand/alleviate shortfalls on other sites. Support the Club in its plans to invest in clubhouse improvements.	ECB, WCB, Parish Council	Local	L	S	L	Protect
94	Crudwell C of E Primary School	SN16 9ER	Football	Education	One poor quality mini 5v5 pitch that is unavailable for community use.	Improve quality to better accommodate curricular and extra-curricular demand.	FA, FF, WFA, Education	Local	L	S	L	Protect Enhance
95	Crudwell Village Hall & Recreation Ground	SN16 9HB	Football	Education	One adult pitch and one mini 5v5 pitch, both of which are poor quality and have spare capacity discounted due to poor pitch quality. The site is serviced with poor quality ancillary facilities.	Improve quality to establish actual spare capacity for clubs. Explore the feasibility of improving the site's ancillary provision.	FA, FF, WFA, Education	Local	M	M	M	Protect Enhance
97	Dauntsey Road Playing Field	SN15 5EL	Football (Disused)	Council	Disused site which previously accommodated one adult pitch. Last actively marked out circa 2017.	Explore feasibility of bringing the playing field back into use given local shortfalls and ensure replacement provision is provided in line with national planning policy should a proposal come forward that will result in permanent loss.	FA, FF, WFA	Local	L	L	L	Protect
150	High Road Playing Fields	SN6 6NX	Football	Community Organisation	One youth 11v11 pitch, one youth 9v9 pitch and one mini 7v7 pitch, all of which are poor quality. The youth 11v11 and youth 9v9 pitches are overplayed by 2.5 match equivalent sessions per week. The site is without ancillary facilities.	Improve quality to alleviate overplay. Explore the feasibility of providing appropriate ancillary provision at the site.	FA, FF, WFA, Community Organisation	Local	M	M	H	Protect Enhance Provide
183	Lea and Garsdon Church of England Primary School	SN16 9NQ	Football	Education	One standard quality mini 7v7 pitch that is unavailable for community use.	Retain to accommodate curricular and extra-curricular demand.	FA, FF, WFA, Education	Local	L	L	L	Protect
189	Luckington Playing Field	SN14 6PB	Football	Community Organisation	One poor quality youth 9v9 pitch that has spare capacity discounted due to poor pitch quality. The site is without ancillary facilities.	Improve quality to establish actual spare capacity for clubs. Explore the feasibility of providing appropriate ancillary provision at the site.	FA, FF, WFA, Community Organisation	Local	M	M	H	Protect Enhance Provide
193	Malmesbury C of E Primary School	SN16 9JR	Football	Education	Two poor quality mini 5v5 pitches, both of which are unavailable for community use.	Improve quality to better accommodate curricular and extra-curricular demand.	FA, FF, WFA, Education	Local	L	S	L	Protect Enhance
194	Malmesbury School	SN16 0DF	Football	Education	Two adult pitches and two youth 9v9 pitches, both of which are poor quality and played to capacity.	Improve quality and seek to provide a community use agreement, to establish actual spare capacity for clubs.	FA, FF, WFA, Education	Local	M	S	L	Protect Enhance

**WILTSHIRE COUNCIL**  
**PLAYING PITCH STRATEGY – COMMUNITY AREA PROFILES**

Site ID	Site	Postcode	Sport	Management	Current status	Recommended actions	Partners	Site hierarchy tier	Priority	Timescales	Cost	Aim
194	Malmesbury School	SN16 0DF	Rugby Union	Education	Two standard quality senior pitches unavailable for community use.	Improve pitch quality for continued school use.	RFU, Education	Local	L	L	L	Protect Enhance
195	Malmesbury Victoria Football Club	SN16 9JS	Football	Sports Club	One poor quality adult pitch that is overplayed by 0.5 match equivalent sessions per week. The site is home to Malmesbury Victoria FC (Step 6).	Improve quality to alleviate overplay.	FA, FF, WFA, Sports Club	Local	M	S	L	Protect Enhance
210	Minety Church of England Primary School	SN16 9QL	Football	Education	One poor quality mini 5v5 pitch that is unavailable for community use.	Improve quality to better accommodate curricular and extra-curricular demand.	FA, FF, WFA, Education	Local	L	S	L	Protect Enhance
210	Minety Church of England Primary School	SN16 9QL	3G	Education	One smaller size 3G pitch that is unavailable for community use and is without sports lighting. The pitch has exceeded its 10-year recommended lifespan and thus requires resurfacing.	Resurface pitch to improve quality for curricular and extra-curricular demand and ensure a sinking fund is in place for long-term sustainability.	FA, FF, WFA, Education	Local	L	S	H	Protect Enhance Provide
230	Oaksey Playing Field	SN16 9TG	Football	Trust	One youth 9v9 pitch and one mini 7v7 pitch, both of which are poor quality and have spare capacity discounted due to poor pitch quality. The site is serviced with poor quality ancillary facilities.	Improve quality to establish actual spare capacity for clubs. Explore the feasibility of improving the site's ancillary provision.	FA, FF, WFA, Trust	Local	M	M	M	Protect Enhance
230	Oaksey Playing Field	SN16 9TG	Cricket	Trust	A standard quality seven wicket grass square that has spare capacity to accommodate additional demand. Used by Oaksey CC.	Sustain square quality with appropriate maintenance. Look to utilise spare capacity to accommodate future demand/alleviate shortfalls on other sites.	ECB, WCB, Trust	Local	L	S	L	Protect
249	Queen Elizabeth II Playing Fields (Minety)	SN16 9QH	Football	Community Organisation	One adult pitch and one mini 7v7 pitch, both of which are good quality. The latter has actual spare capacity amounting to one match equivalent session per week. The site is serviced with poor quality ancillary facilities.	Utilise actual spare capacity where it exists, via the transfer of demand from overplayed sites or via future demand. Explore the feasibility of improving the site's ancillary provision.	FA, FF, WFA, Community Organisation	Local	M	M	M	Protect Enhance
249	Queen Elizabeth II Playing Fields (Minety)	SN16 9QH	Rugby Union	Community Organisation	Three good quality senior pitches, of which one has sports lighting. Minety RUFC reports the drainage on the pitch has started to decrease in recent years. All pitches have actual spare capacity. Accompanied by standard quality ancillary provision.	Sustain pitch quality with appropriate levels of maintenance. Investigate drainage issues and look to improve where necessary.	RFU, Community Organisation	Local	M	M	M	Protect Enhance
249	Queen Elizabeth II Playing Fields (Minety)	SN16 9QH	Cricket (Disused)	Community Organisation	Disused pitch which previously accommodated a seven-wicket grass square. Last actively marked out circa 2017. Site actively used for football and rugby union.	No action required.	ECB, WCB, Community Organisation	Local		-	-	-

**WILTSHIRE COUNCIL**  
**PLAYING PITCH STRATEGY – COMMUNITY AREA PROFILES**

Site ID	Site	Postcode	Sport	Management	Current status	Recommended actions	Partners	Site hierarchy tier	Priority	Timescales	Cost	Aim
252	Red Bull Pitches	SN16 0RA	Football	Sports Club	One good quality youth 11v11 pitch, one standard quality youth 11v11 pitch, one standard quality youth 9v9 pitch and one poor quality youth 9v9 pitch, one poor quality mini 7v7 pitch and two standard quality mini 5v5 pitches. One of the youth 11v11 pitches and one of the mini 7v7 pitches have spare capacity discounted due to poor pitch quality, whilst one of the youth 9v9 pitches is played to capacity. The remaining youth 9v9 pitch and both of the mini 5v5 pitches have actual spare capacity amounting to 2.5 match equivalent sessions per week.	Improve quality of poor quality pitches, to establish actual spare capacity for clubs. Utilise actual spare capacity where it exists, via the transfer of demand from overplayed sites or via future demand.	FA, FF, WFA, Sports Club	Key Centre	M	S	M	Protect Enhance
333	The Knockdown Road Sports Field	SN16 0NJ	Football	Council	One adult pitch and one mini 7v7 pitch, both of which are standard quality. The latter has actual spare capacity amounting to one match equivalent session per week. The site is serviced with poor quality ancillary facilities.	Consider potential rationalisation of provision to contribute to a hub site. If not feasible improve pitch quality with enhanced levels of maintenance.	FA, FF, WFA	Local	L	L	L	Protect Enhance
341	The Worthies	SN16 9JX	Cricket	Sports Club	A good quality 11-wicket grass square that does not have enough capacity to accommodate further demand, Leased to Malmesbury CC however a new lease is currently being negotiated. Accompanied by poor quality practice provision. The Club aspires to develop a second square to allow for future growth.	Sustain square quality with appropriate maintenance. Look to improve onsite practice provision. Ensure the Club obtains a new long term lease. Explore where possible with the club's ambitions to create a second square for future demand. Support plans to upgrade pavilion.	ECB, WCB Sports Club	Local	M	M	M-H	Protect Enhance Provide
370	White Lion Park	SN16 0QP	Football	Council	Two poor quality mini 7v7 pitches that have spare capacity discounted due to poor pitch quality. The site is without ancillary facilities.	Consider potential rationalisation of provision to contribute to a hub site. If not feasible improve pitch quality with enhanced levels of maintenance.	FA, FF, WFA	Local	L	L	L	Protect Enhance
396	Sherston Magna Cricket Ground	SN16 0NX	Cricket	Unknown	A standard quality ten wicket grass square that has capacity to accommodate additional demand.	Sustain square quality with appropriate maintenance. Look to utilise spare capacity to accommodate future demand/alleviate shortfalls on other sites.	ECB, WCB	Local	L	S	L	Protect

# WILTSHIRE COUNCIL PLAYING PITCH STRATEGY – COMMUNITY AREA PROFILES

## Area 8: Marlborough

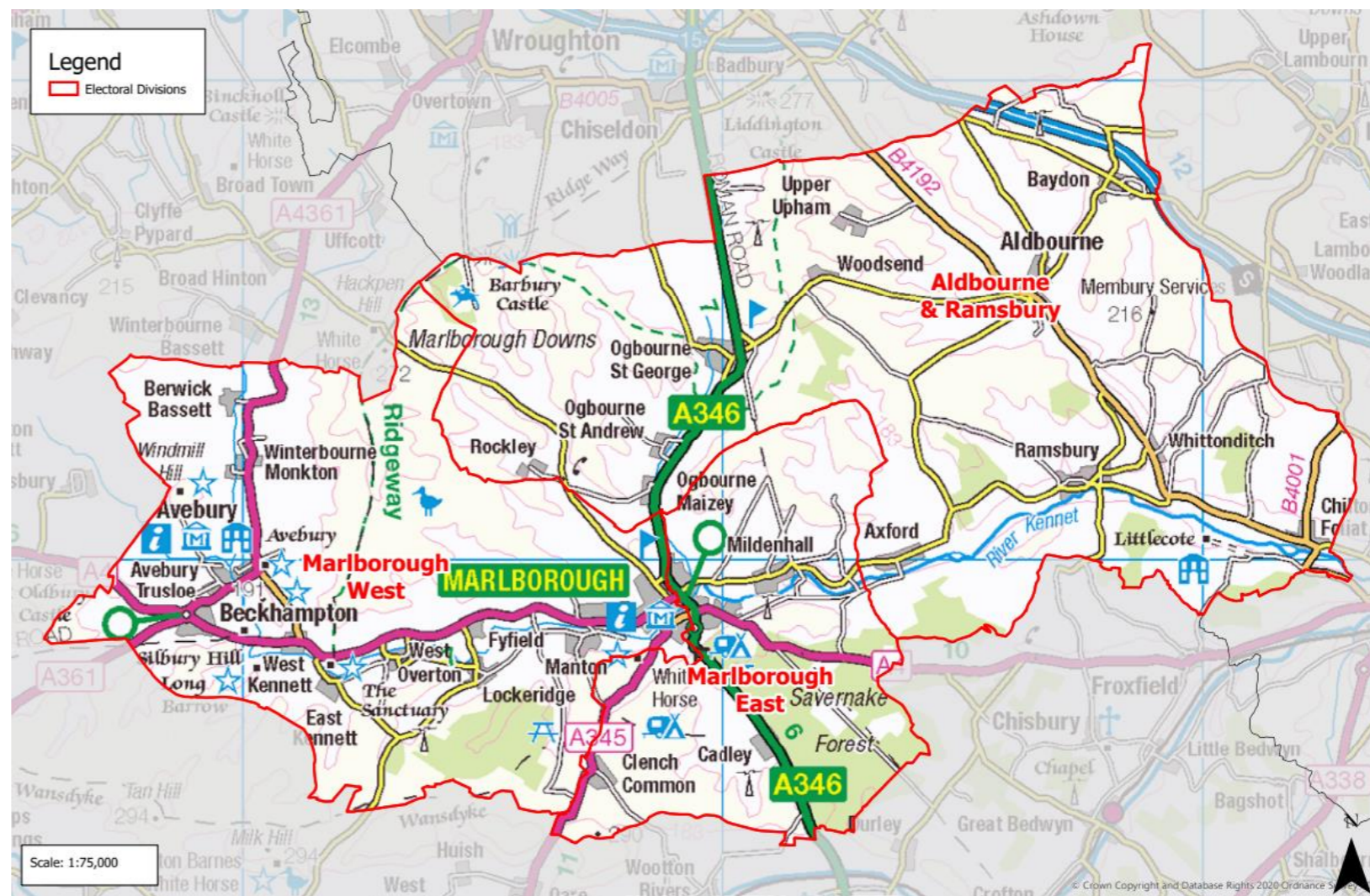
The Marlborough Community Board area covers picturesque rural countryside in the northeast of the County of Wiltshire. At its centre is the market town of Marlborough. There are 19 parishes across the community area. Much of the community area's natural beauty is environmentally protected and it offers a unique blend of ancient history, modern attractions and amenities. The town straddles the A4 and for centuries was an important staging post on the great road from London to Bristol. The town attracts a wide range of visitors from both the surrounding area and more distant centres, as well as trade from tourism. The Town is also famous for its public school.

Table 8.1: Population in Marlborough

Area (28,108 hectares)	Current population	Future population (ONS-based 2038 projections)	Housing growth (dwellings) in Local Plan (2020-2038)
Marlborough	17,659	18,664	1,009

Table 8.2: Pitch sport team numbers in Marlborough

Sport	Team gender	Age band	No. of teams	Current population
Football	Mens	16-45	4	2,517
Football	Womens	16-45	0	2,474
Football	Boys	12-15	4	685
Football	Girls	12-15	2	645
Football	Boys	10-11	10	224
Football	Girls	10-11	5	227
Football	Mixed	8-9	8	392
Football	Mixed	6-7	9	344
Cricket	Mens	18-55	10	3,351
Cricket	Womens	18-55	0	3,460
Cricket	Boys	7-18	4	1,754
Cricket	Girls	7-18	2	1,705
Rugby Union	Mens	19-45	2	1,966
Rugby Union	Womens	19-45	0	1,949
Rugby Union	Boys	13-18	3	1,145
Rugby Union	Girls	13-18	1	1,089
Rugby Union	Mixed	7-12	6	1,231
Rugby League	Mens	19-45	0	1,966
Rugby League	Womens	19-45	0	1,949
Rugby League	Boys	12-18	0	1,253
Rugby League	Girls	12-18	0	1,203
Rugby League	Mixed	7-11	0	1,013
Hockey	Mens	17-55	4	3,546
Hockey	Womens	17-55	2	3,654
Hockey	Boys	14-16	1	645
Hockey	Girls	14-16	1	586
Hockey	Boys	11-13	2	353
Hockey	Girls	11-13	4	383
Hockey	Mixed	5-10	4	1,119



**WILTSHIRE COUNCIL**  
**PLAYING PITCH STRATEGY – COMMUNITY AREA PROFILES**

**Key grass pitch sport sites**

Table 8.3: Key grass pitch sites in Marlborough and their pitches

Site ID	Site name	Adult football	Youth 11v11 football	Youth 9v9 football	Mini 7v7 football	Mini 5v5 football	Cricket squares	Senior rugby	Junior rugby	Mini rugby
198	Marlborough Cricket Club	-	-	-	1	1	1	-	-	-
200	Marlborough Rugby Club	1	-	-	-	-	-	2	-	-
209	Minal Cricket Club and Sports Field	-	-	-	1	1	1	-	-	-
251	Ramsbury Recreation Centre	-	1	1	-	-	1	-	-	-

**AGP provision**

Table 8.4: AGPs identified in Marlborough

Site ID	Site name	Community use	Number of pitches	Pitch size	Sports lighting?	Pitch surface	Pitch quality
197	Marlborough College	Yes	2	Full Size	Yes	Sand Dressed	Standard

**Sport by sport overview**

- Football – overplay is identified on adult and youth 9v9 pitches across four sites whilst actual spare capacity is identified on youth 11v11 pitches at Avebury Sports Field. Mini 7v7 and mini 5v5 pitches are played to capacity. No teams are expected to be generated through population growth alone. Key clubs in the area include Ramsbury Youth and Marlborough Youth football clubs.
- 3G – with no full size 3G pitches currently provided in Marlborough, there is deemed to be a shortfall of one full size 3G pitch based on the FA’s training model.
- Cricket – actual spare capacity of varying levels is identified at all peak times for cricket in Marlborough. Avebury and Marlborough cricket clubs are identified as key in the area.
- Rugby – overplay of 2.75 match equivalent sessions per week is identified at Marlborough Rugby Club. The site hosts all demand from Marlborough RUFC, the only rugby club based in Marlborough.
- Hockey – both AGPs at Marlborough College are played to capacity at peak times for match and training demand, primarily from Marlborough HC.

**Population growth**

Based on population projections to 2038 (the period to which this assessment projects population based future demand), Sport England’s Playing Pitch Calculator can estimate the likely additional demand for grass rugby union pitches that will arise from any growth. This is by using the current and future populations in each of the relevant age groups together with the current team numbers, with team generation rates then established to understand how much growth is required to establish one new team.

For reference, the total current population in Wiltshire of 515,363 will increase to 541,068 by 2038. This is an increase of 25,704 people. The table below shows the number of new teams projected to be generated by the new population in Marlborough and the requisite match equivalent sessions it will create. Please, however, note that this does include population increases linked to housing growth, which is instead covered separately following the table.

Table 8.5: Marlborough team generation rates

Sport	Team Gender	Team generation rate	Population Increase	Additional teams	Additional matches per week	Additional pitches required <sup>10</sup>
Football	Mens	629.17	141.89	0.23	0.11	0.06
Football	Womens	-	139.49	-	-	-
Football	Boys	171.23	38.62	0.23	0.11	0.06
Football	Girls	322.50	36.37	0.11	0.06	0.03
Football	Boys	22.40	12.63	0.56	0.28	0.14
Football	Girls	45.31	12.77	0.28	0.14	0.07
Football	Mixed	49.01	22.11	0.45	0.23	0.06

<sup>10</sup> Assuming additional pitches provided would be of standard quality.



**WILTSHIRE COUNCIL**  
**PLAYING PITCH STRATEGY – COMMUNITY AREA PROFILES**

Sport	Team Gender	Team generation rate	Population Increase	Additional teams	Additional matches per week	Additional pitches required <sup>10</sup>
Football	Mixed	38.18	19.37	0.51	0.25	0.06
Cricket	Mens	335.10	188.93	0.56	0.28	0.07
Cricket	Womens	-	195.09	-	-	-
Cricket	Boys	438.56	98.91	0.23	0.11	0.03
Cricket	Girls	852.60	96.14	0.11	0.06	0.01
Rugby Union	Mens	982.91	110.83	0.11	0.06	0.03
Rugby Union	Womens	-	109.91	-	-	-
Rugby Union	Boys	381.79	64.58	0.17	0.08	0.04
Rugby Union	Girls	1089.38	61.42	0.06	0.03	0.01
Rugby Union	Mixed	205.18	69.41	0.34	0.17	0.08
Rugby League	Mens	-	110.83	-	-	-
Rugby League	Womens	-	109.91	-	-	-
Rugby League	Boys	-	70.66	-	-	-
Rugby League	Girls	-	67.85	-	-	-
Rugby League	Mixed	-	57.13	-	-	-
Hockey	Mens	886.62	199.95	0.23	0.11	0.03
Hockey	Womens	1826.94	206.01	0.11	0.06	0.01
Hockey	Boys	645.14	36.37	0.06	0.03	0.01
Hockey	Girls	586.43	33.06	0.06	0.03	0.01
Hockey	Boys	176.36	19.89	0.11	0.06	0.01
Hockey	Girls	95.81	21.61	0.23	0.11	0.03
Hockey	Mixed	279.87	63.12	0.23	0.11	0.03

Page 329

As seen in the table above, no additional teams are expected to be generated through population growth alone in the Marlborough Analysis Area.

**Housing growth**

The anticipated population increase over the 14 year period (2038) equates to 3.29 match equivalent sessions of demand per week for grass pitch sports, 1.17 match equivalent sessions on hockey suitable AGP and 20.10 match equivalent sessions of demand per season for cricket. Training demand equates to 5.71 hours of use per week for football on 3G pitches and 2.18 hours on hockey suitable AGP.

Table 8.6: Demand for grass pitch sports generated from a population increase of 2,321.

Pitch sport	Estimated demand by sport	
	Match demand per week	Training demand
Adult football	0.31	5.71 hours
Youth football	1.26	As above
Mini soccer	1.28	As above
Rugby union	0.44	0.54 equivalent sessions
Rugby league	0.00	0.00 match equivalent sessions
Adult hockey	0.44	1.31 hours
Junior & mixed hockey	0.73	0.87 hours
Cricket	20.10	-

The table below translates estimated demand into new pitch provision with associated capital and lifestyle costs.

**WILTSHIRE COUNCIL**  
**PLAYING PITCH STRATEGY – COMMUNITY AREA PROFILES**

Table 8.7: Estimated demand and costs for new pitch provision

Pitch type	Estimated demand and costs for new pitches			Changing rooms	
	Number of pitches to meet demand	Capital cost	Lifecycle Cost (per annum)	Number	Capital cost
Adult football	0.31	£34,812	£6,858	0.62	£124,215
Youth football	1.26	£115,866	£23,405	0.54	£108,251
Mini soccer	1.28	£39,206	£7,763	0.00	£0
Rugby union	0.44	£73,606	£13,617	0.87	£175,094
Rugby league	0.00	£0	£0	0.00	£0
Cricket	0.47	£164,664	£30,298	0.94	£187,335
Sand AGPs	0.31	£295,795	£7,691	0.61	£122,210
3G pitches	0.15	£174,644	£5,137	0.30	£60,130
<b>Total</b>	<b>4.21</b>	<b>£898,593</b>	<b>£94,768</b>	<b>3.88</b>	<b>£777,234</b>

Overall, an additional 4.21 pitches would be required to meet additional demand arising from a population increase of 2,321. This would require an expected capital cost of £898,593 and a lifecycle cost per annum of £94,768.

**Action Plan**

Site ID	Site	Postcode	Sport	Management	Current status	Recommended actions	Partners	Site hierarchy tier	Priority	Timescales	Cost	Aim
2	Aldbourn Sports Field	SN8 2DS	Football	Council	One poor quality adult pitch that has spare capacity discounted due to poor pitch quality. The site is without ancillary provision.	Consider potential rationalisation of provision to contribute to a hub site. If not feasible improve pitch quality with enhanced levels of maintenance.	FA, FF, WFA	Local	L	L	L	Protect Enhance
18	Avebury Sports Field	SN8 1RD	Football	Sports Club	One standard quality youth 11v11 pitch that has one match equivalent sessions per week of actual spare capacity.	Utilise actual spare capacity where it exists, via the transfer of demand from overplayed sites or via future demand.	FA, FF, WFA, Sports Club	Local	L	S	L	Protect
18	Avebury Sports Field	SN8 1RD	Cricket	Sports Club	A good quality 11 wicket grass square that has capacity to accommodate additional demand. Leased long term from Avebury CC.	Sustain square quality with appropriate maintenance. Look to utilise spare capacity to accommodate future demand/alleviate shortfalls on other sites.	ECB, WCB, Sports Club	Local	L	S	L	Protect
116	Elcot Lane Playing Field	SN8 2BD	Football	Council	One poor quality youth 9v9 pitch that is overplayed by 0.5 match equivalent sessions per week. The site is without ancillary provision.	Improve quality to alleviate overplay. Explore feasibility of providing appropriate ancillary provision.	FA, FF, WFA	Local	H	M	H	Protect Enhance Provide
165	Kennet Valley Village Hall & Recreation Ground	SN8 4EL	Cricket	Community Organisation	A six wicket standard quality grass square. Used by Kennet Valley CC which has unsecure agreement to use the site. Spare capacity on the site cannot be used due to unsecure tenure.	Sustain square quality with appropriate levels maintenance. Look to secure tenure for Kennet Valley CC. If tenure can be secured look to utilise spare capacity.	ECB, WCB, Community Organisation	Local	H	S	L	Protect Provide
197	Marlborough College	SN8 1PA	Football	Education	Seven adult pitches, four youth 11v11 pitches and six mini 5v5 pitches, all of which are good quality and unavailable for community use.	Explore community use options.	FA, FF, WFA, Education	Key Centre	L	S	L	Protect

**WILTSHIRE COUNCIL**  
**PLAYING PITCH STRATEGY – COMMUNITY AREA PROFILES**

Site ID	Site	Postcode	Sport	Management	Current status	Recommended actions	Partners	Site hierarchy tier	Priority	Timescales	Cost	Aim
197	Marlborough College	SN8 1PA	Rugby Union	Education	Eight good quality senior pitches unavailable for community use.	Sustain quality with continued school use.	RFU, Education	Key Centre	L	L	L	Protect
197	Marlborough College	SN8 1PA	Cricket	Education	Five grass squares and four standalone NTPs none of which are available for community use. All provision is good quality.	Sustain quality as appropriate to meet curricular and extracurricular demand.	ECB, WCB, Education	Key Centre	L	L	L	Protect
197	Marlborough College	SN8 1PA	Hockey	Education	Two standard quality full size pitches, both of which are available for community use and equipped with sports lighting. Both pitches have exceeded their 10-year recommended lifespan and thus require resurfacing.	Resurface the pitch before further deterioration occurs and ensure a sinking fund is in place for long-term sustainability.	EH, Education	Key Centre	H	S	H	Protect Enhance Provide
198	Marlborough Cricket Club	SN8 3HN	Football	Sports Club	One mini 7v7 pitch and one mini 5v5 pitch, both of which are standard quality.	Sustain quality.	FA, FF, WFA, Sports Club	Local	L	L	L	Protect
198	Marlborough Cricket Club	SN8 3HN	Cricket	Sports Club	A good quality 14 wicket grass square that has actual spare capacity to accommodate additional demand.	Sustain square quality with appropriate maintenance. Look to utilise spare capacity to accommodate future demand/alleviate shortfalls on other sites.	ECB, WCB, Sports Club	Local	L	S	L	Protect
200	Marlborough Rugby Club	SN8 1DL	Football	Sports Club	One poor quality adult pitch that has spare capacity discounted due to poor pitch quality. The site is serviced with poor quality ancillary facilities.	Improve quality to establish actual spare capacity for clubs. Explore feasibility of improving the site's ancillary provision.	FA, FF, WFA, Sports Club	Local	H	M	H	Protect Enhance Provide
200	Marlborough Rugby Club	SN8 1DL	Rugby Union	Sports Club	Two standard quality senior pitches that are both overplayed. Accompanied by good quality ancillary provision. In partnership with the local youth football club, Marlborough RUFC is looking to develop a dedicated training area on site, which would potentially include sports lighting of the area.	Improve pitches through enhanced levels of maintenance. Explore opportunity to develop dedicated training area, with sports lighting.	RFU, Sports Club	Local	M	M	M	Protect Enhance Provide
201	Marlborough Town Football Club	SN8 2BG	Football	Sports Club	One poor quality adult pitch that is overplayed by 0.5 match equivalent sessions per week.	Improve quality to alleviate overplay.	FA, FF, WFA, Sports Club	Local	M	S	L	Protect Enhance
209	Minal Cricket Club & Sports Field	SN8 2LY	Football	Sports Club	Two mini 7v7 pitches and one mini 5v5 pitch, all of which are poor quality. The former are played to capacity, whilst the latter have spare capacity discounted due to poor pitch quality.	Improve quality to establish actual spare capacity for clubs.	FA, FF, WFA, Sports Club	Local	L	S	L	Protect Enhance

**WILTSHIRE COUNCIL**  
**PLAYING PITCH STRATEGY – COMMUNITY AREA PROFILES**

Site ID	Site	Postcode	Sport	Management	Current status	Recommended actions	Partners	Site hierarchy tier	Priority	Timescales	Cost	Aim
209	Minal Cricket Club & Sports Field	SN8 2LY	Cricket	Sports Club	A good quality six wicket grass square that has spare capacity to accommodate additional demand. Used by Marlborough CC.	Sustain square quality with appropriate maintenance. Look to utilise spare capacity to accommodate future demand/alleviate shortfalls on other sites.	ECB, WCB, Sports Club	Local	L	S	L	Protect
251	Ramsbury Recreation Centre	SN8 2RB	Football	Trust	One youth 11v11 pitch and one youth 9v9 pitch, both of which are standard quality. The former is played to capacity and the latter is overplayed by 2.5 match equivalent sessions per week.	Improve quality to alleviate overplay.	FA, FF, WFA, Trust	Local	M	S	L	Protect Enhance
251	Ramsbury Recreation Centre	SN8 2RB	Cricket	Trust	A good quality six wicket square accompanied by an NTP. Square has capacity to accommodate additional demand. Rented annual to Ramsbury CC.	Sustain square quality with appropriate maintenance. Look to utilise spare capacity to accommodate future demand/alleviate shortfalls on other sites.	ECB, WCB, Trust	Local	L	S	L	Protect
261	Salisbury Road Recreation Ground	SN8 4AE	Football	Council	One poor quality youth 9v9 pitch that is overplayed by 2.5 match equivalent sessions per week.	Improve quality to alleviate overplay.	FA, FF, WFA	Local	M	S	L	Protect Enhance
297	St John's Marlborough	SN8 4AX	Football	Education	Two standard quality adult pitches that are unavailable for community use.	Explore community use options.	FA, FF, WFA, Education	Local	L	S	L	Protect
297	St John's Marlborough	SN8 4AX	3G	Education	The FF has identified St John's School (Marlborough) as a potential site for a full size sports lit 3G pitch, although no formal plans have been submitted as of yet. This would be built to WR compliancy to ensure Marlborough RFC could utilise for training	Explore opportunity to develop 3G pitch onsite.	FA, FF, WFA RFU Education	Local	H	L	H	Provide
297	St John's Marlborough	SN8 4AX	Rugby Union	Education	One poor quality senior pitch. Pitch to capacity by curricular demand.	Improve pitch quality for curricular and extra curricular demand.	RFU, Education	Local	L	L	L	Protect Enhance

# WILTSHIRE COUNCIL PLAYING PITCH STRATEGY – COMMUNITY AREA PROFILES

## Area 9: Melksham

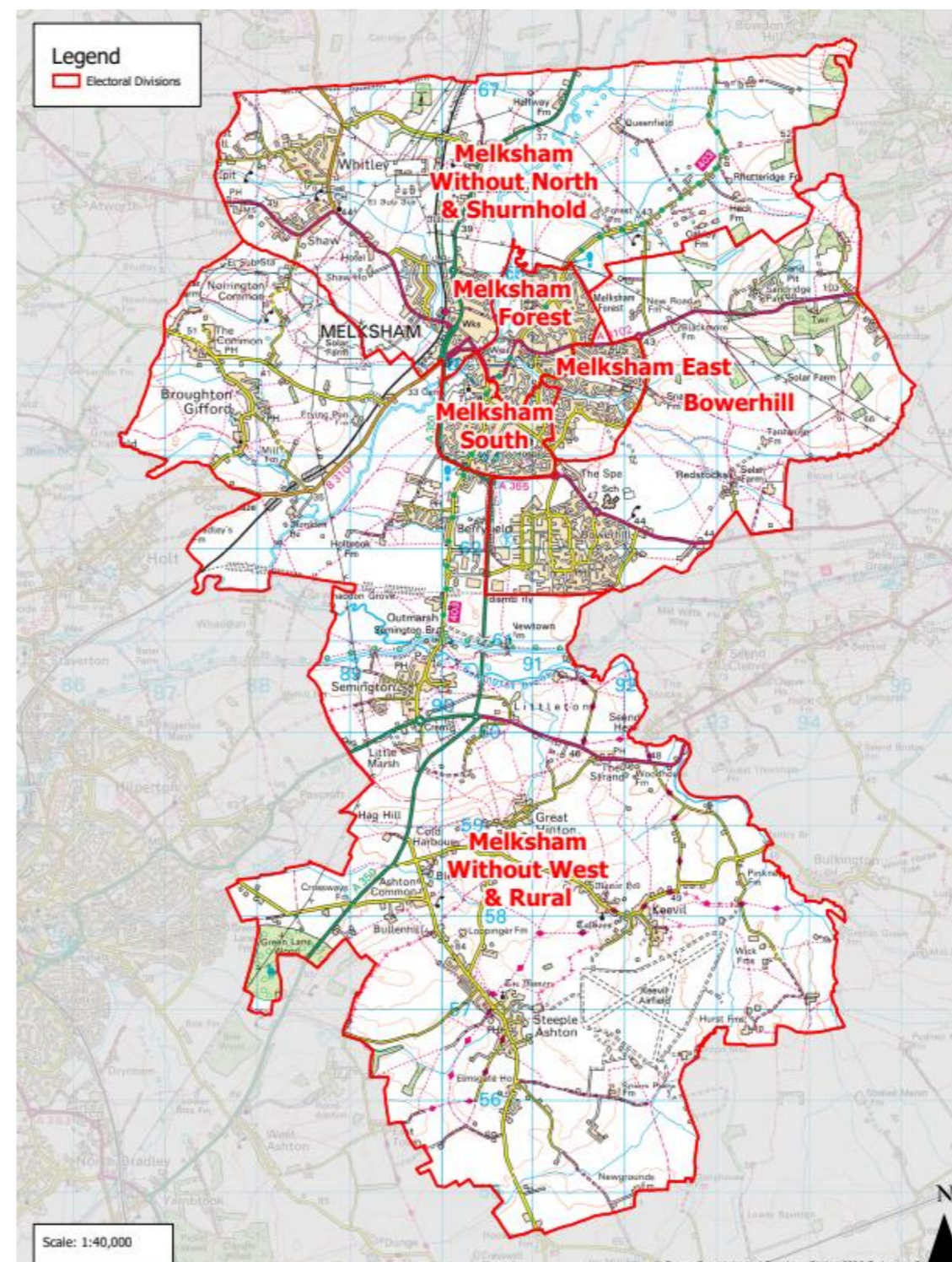
The Melksham Community Area has one principal town, Melksham, and there are 11 parishes across the community area. Melksham is a working town with a strong employment and manufacturing base. The town benefits from having fast access to the motorway network. The proximity of the market towns of Trowbridge, Chippenham and Devizes (and the city of Bath and Swindon only 30 and 45 minutes away respectively) ensures strong competition between these centres for economic advantage. Melksham town centre provides a range of local services and convenience shopping.

Table 9.1: Population in Melksham

Area (9,864 hectares)	Current population	Future population (ONS-based 2038 projections)	Housing growth (dwellings) in Local Plan (2020-2038)
Melksham	29,831	31,530	2,456

Table 9.2: Pitch sport team numbers in Melksham

Sport	Team gender	Age band	No. of teams	Current population
Football	Mens	16-45	16	4,709
Football	Womens	16-45	1	4,679
Football	Boys	12-15	10	773
Football	Girls	12-15	5	700
Football	Boys	10-11	16	381
Football	Girls	10-11	2	393
Football	Mixed	8-9	20	758
Football	Mixed	6-7	15	731
Cricket	Mens	18-55	9	6,516
Cricket	Womens	18-55	0	6,539
Cricket	Boys	7-18	5	2,190
Cricket	Girls	7-18	0	2,111
Rugby Union	Mens	19-45	2	4,215
Rugby Union	Womens	19-45	1	4,224
Rugby Union	Boys	13-18	3	1,039
Rugby Union	Girls	13-18	1	948
Rugby Union	Mixed	7-12	7	2,313
Rugby League	Mens	19-45	0	4,215
Rugby League	Womens	19-45	0	4,224
Rugby League	Boys	12-18	0	1,264
Rugby League	Girls	12-18	0	1,148
Rugby League	Mixed	7-11	0	1,887
Hockey	Mens	17-55	0	6,672
Hockey	Womens	17-55	0	6,668
Hockey	Boys	14-16	0	545
Hockey	Girls	14-16	0	506
Hockey	Boys	11-13	0	581
Hockey	Girls	11-13	0	560
Hockey	Mixed	5-10	0	2,190



**WILTSHIRE COUNCIL**  
**PLAYING PITCH STRATEGY – COMMUNITY AREA PROFILES**

**Key grass pitch sport sites**

Table 9.3: Key grass pitch sites in Melksham and their pitches

Site ID	Site name	Adult football	Youth 11v11 football	Youth 9v9 football	Mini 7v7 football	Mini 5v5 football	Cricket squares	Senior rugby	Junior rugby	Mini rugby
229	Oakfield Stadium	2	4	3	2	3	-	3	-	-
248	Queen Elizabeth II Diamond Jubilee Field (Melksham)	1	-	2	2	3	-	-	-	-

**AGP provision**

Table 9.4: AGPs identified in Melksham

Site ID	Site name	Community use	Number of pitches	Pitch size	Sports lighting?	Pitch surface	Pitch quality
205	Melksham Oak Community School	Yes	1	Full Size	Yes	Sand Filled	Poor

**Sport by sport overview**

- ♦ **Football** – overplay is identified on adult and youth 9v9 pitches at Forest Community Centre and Queen Elizabeth II Diamond Jubilee Field whilst actual spare capacity is identified on youth 11v11 and mini 5v5 pitches at Oakfield Stadium and St Marys Recreation Field. Mini 7v7 pitches are played to capacity. One adult, one youth 9v9 and one mini 7v7 team are expected to be generated through population growth alone. Key clubs in the area include Melksham Town Youth and FOF football clubs.
- ♦ **3G** – with no full size 3G pitches currently provided in Melksham, there is deemed to be a shortfall of two full size 3G pitches based on the FA’s training model.
- ♦ **Cricket** – actual spare capacity is identified of varying levels is identified at all peak times for cricket in Melksham. Melksham CC is a key cricket club in the area.
- ♦ **Rugby** – overplay of 4.75 match equivalent sessions per week is identified at Oakfield Stadium. The site hosts all demand from Melksham RUFC, the only rugby club based in Melksham.
- ♦ **Hockey** – with capacity at Melksham Oak Community School discounted due to poor pitch quality, there is no capacity for hockey within Melksham. However, no demand is identified for hockey in Melksham either.

**Population growth**

Based on population projections to 2038 (the period to which this assessment projects population based future demand), Sport England’s Playing Pitch Calculator can estimate the likely additional demand for grass rugby union pitches that will arise from any growth. This is by using the current and future populations in each of the relevant age groups together with the current team numbers, with team generation rates then established to understand how much growth is required to establish one new team.

For reference, the total current population in Wiltshire of 515,363 will increase to 541,068 by 2038. This is an increase of 25,704 people. The table below shows the number of new teams projected to be generated by the new population in Melksham and the requisite match equivalent sessions it will create. Please, however, note that this does include population increases linked to housing growth, which is instead covered separately following the table.

Table 9.5: Melksham team generation rates

Sport	Team Gender	Team generation rate	Population Increase	Additional teams	Additional matches per week	Additional pitches required <sup>11</sup>
Football	Mens	294.30	265.49	0.90	0.45	0.23
Football	Womens	4678.60	263.78	0.06	0.03	0.01
Football	Boys	77.34	43.61	0.56	0.28	0.14
Football	Girls	139.97	39.46	0.28	0.14	0.07
Football	Boys	23.79	21.46	0.90	0.45	0.23
Football	Girls	196.36	22.14	0.11	0.06	0.03
Football	Mixed	37.91	42.75	1.13	0.56	0.14
Football	Mixed	48.70	41.19	0.85	0.42	0.11

<sup>11</sup> Assuming additional pitches provided would be of standard quality.

**WILTSHIRE COUNCIL**  
**PLAYING PITCH STRATEGY – COMMUNITY AREA PROFILES**

Sport	Team Gender	Team generation rate	Population Increase	Additional teams	Additional matches per week	Additional pitches required <sup>11</sup>
Cricket	Mens	723.95	367.35	0.51	0.25	0.06
Cricket	Womens	-	368.69	-	-	-
Cricket	Boys	438.08	123.50	0.28	0.14	0.04
Cricket	Girls	-	119.01	-	-	-
Rugby Union	Mens	2107.43	237.64	0.11	0.06	0.03
Rugby Union	Womens	4224.40	238.17	0.06	0.03	0.01
Rugby Union	Boys	346.26	58.57	0.17	0.08	0.04
Rugby Union	Girls	947.90	53.44	0.06	0.03	0.01
Rugby Union	Mixed	330.37	130.39	0.39	0.20	0.10
Rugby League	Mens	-	237.64	-	-	-
Rugby League	Womens	-	238.17	-	-	-
Rugby League	Boys	-	71.27	-	-	-
Rugby League	Girls	-	64.70	-	-	-
Rugby League	Mixed	-	106.38	-	-	-
Hockey	Mens	-	376.19	-	-	-
Hockey	Womens	-	375.93	-	-	-
Hockey	Boys	-	30.73	-	-	-
Hockey	Girls	-	28.53	-	-	-
Hockey	Boys	-	32.75	-	-	-
Hockey	Girls	-	31.59	-	-	-
Hockey	Mixed	-	123.47	-	-	-

Page 335

As seen in the table above, an additional adult, one youth 9v9 and one mini 7v7 football team is expected to be generated through population growth alone in the Melksham Analysis Area.

**Housing growth**

The anticipated population increase over the 14 year period (2038) equates to 8.94 match equivalent sessions of demand per week for grass pitch sports, zero match equivalent sessions on hockey suitable AGP and 25.09 match equivalent sessions of demand per season for cricket. Training demand equates to 16.14 hours of use per week for football on 3G pitches and zero hours on hockey suitable AGP.

Table 9.6: Demand for grass pitch sports generated from a population increase of 5,649.

Pitch sport	Estimated demand by sport	
	Match demand per week	Training demand
Adult football	1.71	16.14 hours
Youth football	3.20	As above
Mini soccer	3.16	As above
Rugby union	0.87	1.03 equivalent sessions
Rugby league	0.00	0.00 match equivalent sessions
Adult hockey	0.00	0.00 hours
Junior & mixed hockey	0.00	0.00 hours
Cricket	25.09	-

The table below translates estimated demand into new pitch provision with associated capital and lifestyle costs.

**WILTSHIRE COUNCIL**  
**PLAYING PITCH STRATEGY – COMMUNITY AREA PROFILES**

Table 9.7: Estimated demand and costs for new pitch provision

Pitch type	Estimated demand and costs for new pitches			Changing rooms	
	Number of pitches to meet demand	Capital cost	Lifecycle Cost (per annum)	Number	Capital cost
Adult football	1.71	£191,788	£37,782	3.42	£684,334
Youth football	3.20	£294,100	£59,408	2.95	£591,419
Mini soccer	3.16	£96,565	£19,120	0.00	£0
Rugby union	0.87	£147,172	£27,227	1.75	£350,091
Rugby league	0.00	£0	£0	0.00	£0
Cricket	0.57	£200,898	£36,965	1.14	£228,558
Sand AGPs	0.00	£0	£0	0.00	£0
3G pitches	0.42	£493,808	£14,524	0.85	£170,017
<b>Total</b>	<b>9.94</b>	<b>£1,424,331</b>	<b>£195,026</b>	<b>10.11</b>	<b>£2,024,420</b>

Overall, an additional 9.94 pitches would be required to meet additional demand arising from a population increase of 5,649. This would require an expected capital cost of £1,424,331 and a lifecycle cost per annum of £195,026.

**Action Plan**

Site ID	Site	Postcode	Sport	Management	Current status	Recommended actions	Partners	Site hierarchy tier	Priority	Timescales	Cost	Aim
9	Aloeric Primary School	SN12 6HN	Football	Education	One poor quality mini 7v7 pitch that is unavailable for community use.	Improve quality to better accommodate curricular and extra-curricular demand.	FA, FF, WFA, Education	Local	L	S	L	Protect Enhance
55	Broughton Gifford Common	SN12 8LY	Football (Disused)	Broughton Gifford Parish Council	One disused adult pitch with the site currently actively used for cricket.	No action required.	FA, FF, WFA, Parish Council	-	-	-	-	-
55	Broughton Gifford Common	SN12 8LY	Cricket	Broughton Gifford Parish Council	A good quality seven wicket grass square that has capacity to accommodate additional demand, Used by Broughton Gifford CC Accompanied by poor quality ancillary provision.	Sustain square quality with appropriate maintenance. Look to utilise spare capacity to accommodate future demand/alleviate shortfalls on other sites. Explore options, where possible, to improve poor quality ancillary provision.	ECB, WCB, Parish Council	Local	L	S	L	Protect
127	Forest Community Centre	SN12 7BB	Football	Community Organisation	One adult pitch and one mini 5v5 pitch, both of which are poor quality. The former is overplayed by 0.5 match equivalent sessions per week, whilst the latter has spare capacity discounted due to poor pitch quality.	Improve quality to alleviate overplay and establish spare capacity for clubs.	FA, FF, WFA, Community Organisation	Local	M	S	L	Protect Enhance
160	Hospital Pitch Campion Drive	SN12 7SN	Football (Disused)	Council	Disused site which accommodated one adult pitch last marked circa 2006.	Explore feasibility of bringing the playing field back into use given local shortfalls and ensure replacement provision is provided in line with national planning policy should a proposal come forward that will result in permanent loss.	FA, FF, WFA, Council	Local	L	L	L	Protect



**WILTSHIRE COUNCIL**  
**PLAYING PITCH STRATEGY – COMMUNITY AREA PROFILES**

Site ID	Site	Postcode	Sport	Management	Current status	Recommended actions	Partners	Site hierarchy tier	Priority	Timescales	Cost	Aim
168	King George V Playing Field (Melksham)	SN12 7ED	Football (Disused)	Council	Disused site which previously accommodated one youth 11v11 pitch. Last actively marked out circa 2015.	Explore feasibility of bringing the playing field back into use given local shortfalls and ensure replacement provision is provided in line with national planning policy should a proposal come forward that will result in permanent loss.	FA, FF, WFA, Council	Local	L	L	L	Protect
187	Little Marsh	BA14 6JE	Football	Sports Club	One poor quality adult pitch that is played to capacity. The site is serviced with poor quality ancillary facilities.	Improve quality to establish actual spare capacity for clubs. Explore feasibility of improving the site's ancillary provision.	FA, FF, WFA, Sports Club	Local	M	M	M	Protect Enhance
204	Melksham House	SN12 6ES	Cricket	Sports club	A good quality ten wicket grass square, accompanied by an NTP, that has spare capacity to accommodate additional demand. Leased long term to Melksham CC. The Club has plans to develop dedicated women's changing rooms and extend its social area.	Sustain square quality with appropriate levels of maintenance. Assist the Club where possible, with its ancillary provision development plans. Look to utilise spare capacity to accommodate future demand/alleviate shortfalls on other sites.	ECB, WCB, Sports Club	Local	M	M	M	Protect Enhance
205	Melksham Oak Community School	SN12 6QZ	Football	Education	Four standard quality adult pitches that are unavailable for community use.	Explore community use options.	FA, FF, WFA, Education	Local	L	S	L	Protect
205	Melksham Oak Community School	SN12 6QZ	Rugby Union	Education	One standard quality senior pitch. Played to capacity by curricular demand.	Sustain pitch quality for curricular and extracurricular demand.	RFU, Education	Local	L	L	L	Protect
205	Melksham Oak Community School	SN12 6QZ	Hockey	Education	One poor quality full size pitch that is available for community use and is equipped with sports lighting. The pitch has exceeded its 10-year recommended lifespan and thus requires resurfacing.	Resurface the pitch to improve quality and ensure a sinking fund is in place for long-term sustainability.	EH, Education	Local	H	S	H	Protect Enhance Provide
229	Oakfield Stadium	SN12 7GU	Football/ 3G	Sports Club	Two adult pitches and two youth 9v9 pitches, all of which are good quality. Four youth 11v11 pitches, one youth 9v9 pitch, two mini 7v7 pitches and three mini 5v5 pitches, all of which are standard quality. The site is home to Melksham Town FC (Step 4). The youth 11v11 pitches, two of the youth 9v9 pitches and three mini 5v5 pitches each have actual spare capacity amounting to a combined total of 2.5 match equivalent sessions per week. Aspirations exist for the construction of a new full size 3G pitch at the site.	Utilise actual spare capacity where it exists, via the transfer of demand from overplayed sites or via future demand. Ensure the site meets the minimum requirements to progress through the football pyramid. Support plans for the potential construction of a full size 3G pitch, and consider suitability for both football and rugby (World Rugby compliancy) given dual use nature of the site.	FA, FF, WFA, RFU, Sports Club	Key Centre	H	M	H	Protect Enhance Provide

**WILTSHIRE COUNCIL**  
**PLAYING PITCH STRATEGY – COMMUNITY AREA PROFILES**

Site ID	Site	Postcode	Sport	Management	Current status	Recommended actions	Partners	Site hierarchy tier	Priority	Timescales	Cost	Aim
229	Oakfield Stadium	SN12 7GU	Rugby Union	Sports Club	Three standard quality senior pitches, of which two have sports lighting. Each pitch is overplayed. Accompanied by good quality ancillary provision.	Improve pitch quality with enhanced levels of maintenance. Consider 3G provision as a solution to capacity issues.	RFU, Sports Club	Key Centre	L	L	L	Protect Enhance
248	Queen Elizabeth II Diamond Jubilee Field (Melksham)	SN12 6TL	Football	Council	One adult pitch, two youth 9v9 pitches, two mini 7v7 pitches and three mini 5v5 pitches, all of which are standard quality. The adult and youth 9v9 pitches are both overplayed by two match equivalent sessions per week.	Improve quality to alleviate overplay.	FA, FF, WFA	Local	M	S	L	Protect Enhance
275	Shaw Village Hall	SN12 8EP	Football	Community Organisation	One poor quality adult pitch that is played to capacity. The site is serviced with poor quality ancillary facilities.	Improve quality to establish actual spare capacity for clubs. Explore feasibility of improving the site's ancillary provision.	FA, FF, WFA, Community Organisation	Local	M	M	M	Protect Enhance
303	St Marys Recreation Field	BA14 6EN	Football	Council	One standard quality adult pitch that has actual spare capacity amounting to 0.5 match equivalent sessions per week.	Consider potential rationalisation of provision to contribute to a hub site. If not feasible improve pitch quality with enhanced levels of maintenance.	FA, FF, WFA	Local	L	L	L	Protect Enhance
303	St Marys Recreation Field	BA14 6EN	Football (Recreational)	Council	One youth 11v11 pitch not actively marked with a set of posts. Used for recreational demand.	Explore the feasibility of bringing the pitch back into use for affiliated demand from the community.	FA, FF, WFA	Local	L	L	L	Protect
324	The Conigre (Closed)	SN12 6ES	Football (Disused)	Unknown	Disused site which previously accommodated one adult pitch Last actively marked out circa 2017.	No action is required.	-	-	-	-	-	-
324	The Conigre (Closed)	SN12 6ES	Rugby Union (Disused)	Unknown	Disused site which previously accommodated one senior pitch Last actively marked out circa 2017.	No action is required.	-	-	-	-	-	-
388	The Manor	BA14 6SB	Cricket	Unknown	A good quality seven wicket grass square that has capacity to accommodate additional demand. Used by Keevil CC.	Sustain square quality with appropriate maintenance. Look to utilise spare capacity to accommodate future demand/alleviate shortfalls on other sites.	ECB, WCB	Local	L	S	L	Protect
391	Whitley Golf Club	SN12 8EQ	Cricket	Golf Club	A standard quality six-wicket grass square that has capacity to accommodate additional discounted due to unsecure tenure. Used by Whitley CC which rents the use of the provision. The Club does not have access to toilets nor suitable female changing in its pavilion, having to use facilities at the golf club.	Sustain square quality with appropriate maintenance. Look to secure long term tenure for Whitley CC. Explore potential options to improve onsite ancillary provision for Whitley CC, particularly regarding accessing toilets.	ECB, WCB, England Golf, Golf Club	Local	M	M	L-M	Protect Enhance Provide

**WILTSHIRE COUNCIL**  
**PLAYING PITCH STRATEGY – COMMUNITY AREA PROFILES**

Site ID	Site	Postcode	Sport	Management	Current status	Recommended actions	Partners	Site hierarchy tier	Priority	Timescales	Cost	Aim
394	St Barnabas Cricket Ground	SN12 7PT	Cricket	<i>Unknown</i>	A good quality seven wicket grass square overplayed 15 match equivalent sessions. Used Corsham CC which expresses an ambition to invest in onsite ancillary provision.	Sustain square quality with appropriate maintenance. Explore options to assist the Club in its ancillary provision ambitions.	ECB, WCB	Local	L	M	L-M	Protect Enhance

# WILTSHIRE COUNCIL PLAYING PITCH STRATEGY – COMMUNITY AREA PROFILES

## Area 10: Pewsey

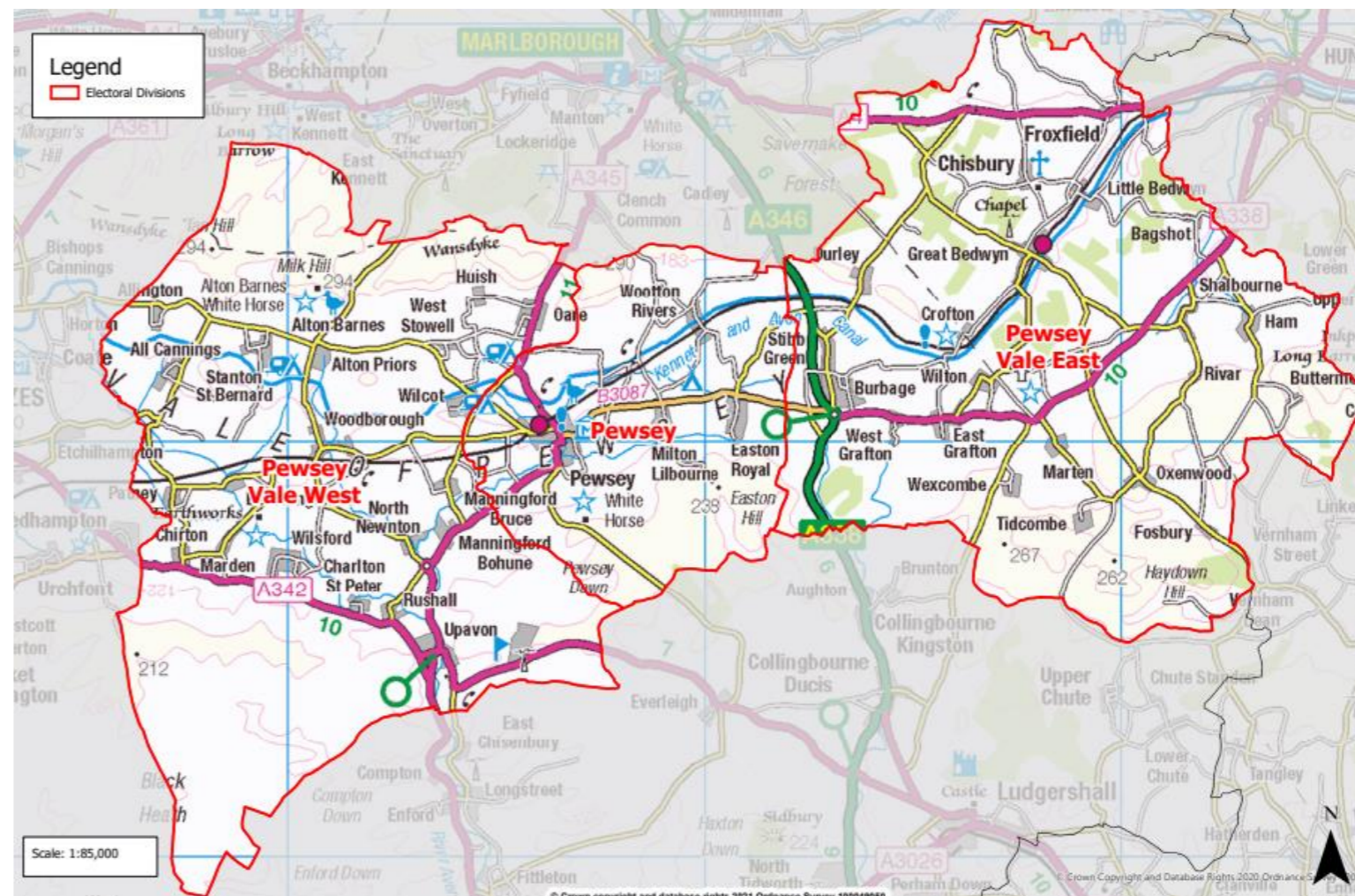
The Pewsey Community Board area covers rural countryside in the middle of Wiltshire known as the Pewsey Vale. It is dominated by one settlement, the ancient village of Pewsey. The community area covers a broad and rich valley between the Marlborough Downs to the north and Salisbury Plain to the south and extends to Wiltshire’s eastern boundary. The surrounding area is one of small villages and large farm estates and is very rural in nature. There are 26 parishes across the community area.

Table 10.1: Population in Pewsey

Area (26,837 hectares)	Current population	Future population (ONS-based 2038 projections)	Housing growth (dwellings) in Local Plan (2020-2038)
Pewsey	16,687	17,637	546

Table 10.2: Pitch sport team numbers in Pewsey

Sport	Team gender	Age band	No. of teams	Current population
Football	Mens	16-45	2	2,217
Football	Womens	16-45	0	2,128
Football	Boys	12-15	3	404
Football	Girls	12-15	0	393
Football	Boys	10-11	2	240
Football	Girls	10-11	0	206
Football	Mixed	8-9	2	379
Football	Mixed	6-7	4	392
Cricket	Mens	18-55	10	3,288
Cricket	Womens	18-55	0	3,312
Cricket	Boys	7-18	5	1,233
Cricket	Girls	7-18	1	1,127
Rugby Union	Mens	19-45	1	1,936
Rugby Union	Womens	19-45	0	1,880
Rugby Union	Boys	13-18	0	583
Rugby Union	Girls	13-18	0	539
Rugby Union	Mixed	7-12	5	1,238
Rugby League	Mens	19-45	0	1,936
Rugby League	Womens	19-45	0	1,880
Rugby League	Boys	12-18	0	686
Rugby League	Girls	12-18	0	642
Rugby League	Mixed	7-11	0	1,030
Hockey	Mens	17-55	0	3,379
Hockey	Womens	17-55	0	3,401
Hockey	Boys	14-16	0	275
Hockey	Girls	14-16	0	292
Hockey	Boys	11-13	0	334
Hockey	Girls	11-13	0	296
Hockey	Mixed	5-10	0	1,161



**WILTSHIRE COUNCIL**  
**PLAYING PITCH STRATEGY – COMMUNITY AREA PROFILES**

**Key grass pitch sport sites**

Table 10.3: Key grass pitch sites in Pewsey and their pitches

Site ID	Site name	Adult football	Youth 11v11 football	Youth 9v9 football	Mini 7v7 football	Mini 5v5 football	Cricket squares	Senior rugby	Junior rugby	Mini rugby
236	Pewsey Old Hospital Pitches	-	-	1	1	1	-	-	-	-
237	Pewsey Vale Football Club	1	-	-	2	-	-	-	-	-

**AGP provision**

No AGPs are identified in the Pewsey Analysis Area.

**Sport by sport overview**

- ◀ **Football** – overplay is identified youth 9v9 pitches at Pewsey Old Hospital Pitches whilst actual spare capacity is identified on adult and youth 11v11 pitches at Barn Meadow. Mini 7v7 and mini 5v5 pitches are played to capacity. No additional teams are expected to be generated through population growth alone. Pewsey Vale Youth FC is identified as a key club in the area.
- ◀ **3G** – with no 3G pitches currently provided in Pewsey, there is deemed to be a shortfall of 0.5 full size 3G pitches based on the FA’s training model.
- ◀ **Cricket** – actual spare capacity of varying levels is identified at all peak times for cricket in Pewsey. Burbage and Easton Royal and Wilcot cricket clubs are identified as key in the area.
- ◀ **Rugby** – actual spare capacity of one match equivalent session per week is identified at Angela Yeates Memorial Ground. The site hosts all demand from Pewsey Vale RUFC, the only club identified within Pewsey. A dedicated sportslit training area means training demand is removed from the match pitches.
- ◀ **Hockey** – no hockey suitable AGPs are identified in Pewsey although no hockey demand is identified in Pewsey.

**Population growth**

Based on population projections to 2038 (the period to which this assessment projects population based future demand), Sport England’s Playing Pitch Calculator can estimate the likely additional demand for grass rugby union pitches that will arise from any growth. This is by using the current and future populations in each of the relevant age groups together with the current team numbers, with team generation rates then established to understand how much growth is required to establish one new team.

For reference, the total current population in Wiltshire of 515,363 will increase to 541,068 by 2038. This is an increase of 25,704 people. The table below shows the number of new teams projected to be generated by the new population in Pewsey and the requisite match equivalent sessions it will create. Please, however, note that this does include population increases linked to housing growth, which is instead covered separately following the table.

Table 10.4: Pewsey team generation rates

Sport	Team Gender	Team generation rate	Population Increase	Additional teams	Additional matches per week	Additional pitches required <sup>12</sup>
Football	Mens	1108.49	124.99	0.11	0.06	0.03
Football	Womens	-	119.95	-	-	-
Football	Boys	134.62	22.77	0.17	0.08	0.04
Football	Girls	-	22.16	-	-	-
Football	Boys	120.18	13.55	0.11	0.06	0.03
Football	Girls	-	11.62	-	-	-
Football	Mixed	189.29	21.34	0.11	0.06	0.01
Football	Mixed	98.05	22.11	0.23	0.11	0.03
Cricket	Mens	328.79	185.37	0.56	0.28	0.07
Cricket	Womens	-	186.75	-	-	-
Cricket	Boys	246.56	69.50	0.28	0.14	0.04
Cricket	Girls	1127.03	63.54	0.06	0.03	0.01
Rugby Union	Mens	1936.21	109.16	0.06	0.03	0.01

<sup>12</sup> Assuming additional pitches provided would be of standard quality.

**WILTSHIRE COUNCIL**  
**PLAYING PITCH STRATEGY – COMMUNITY AREA PROFILES**

Sport	Team Gender	Team generation rate	Population Increase	Additional teams	Additional matches per week	Additional pitches required <sup>12</sup>
Rugby Union	Womens	-	105.99	-	-	-
Rugby Union	Boys	-	32.89	-	-	-
Rugby Union	Girls	-	30.37	-	-	-
Rugby Union	Mixed	247.50	69.77	0.28	0.14	0.07
Rugby League	Mens	-	109.16	-	-	-
Rugby League	Womens	-	105.99	-	-	-
Rugby League	Boys	-	38.70	-	-	-
Rugby League	Girls	-	36.21	-	-	-
Rugby League	Mixed	-	58.09	-	-	-
Hockey	Mens	-	190.51	-	-	-
Hockey	Womens	-	191.76	-	-	-
Hockey	Boys	-	15.49	-	-	-
Hockey	Girls	-	16.44	-	-	-
Hockey	Boys	-	18.83	-	-	-
Hockey	Girls	-	16.68	-	-	-
Hockey	Mixed	-	65.47	-	-	-

As seen in the table above, no additional teams are expected to be generated through population growth alone in the Pewsey Analysis Area.

**Housing growth**

The anticipated population increase over the 14 year period (2038) equates to 1.02 match equivalent sessions of demand per week for grass pitch sports, zero match equivalent sessions on hockey suitable AGP and 12.19 match equivalent sessions of demand per season for cricket. Training demand equates to 1.85 hours of use per week for football on 3G pitches and zero hours on hockey suitable AGP.

Table 10.5: Demand for grass pitch sports generated from a population increase of 1,256.

Pitch sport	Estimated demand by sport	
	Match demand per week	Training demand
Adult football	0.10	1.85 hours
Youth football	0.19	As above
Mini soccer	0.64	As above
Rugby union	0.10	0.14 equivalent sessions
Rugby league	0.00	0.00 match equivalent sessions
Adult hockey	0.00	0.00 hours
Junior & mixed hockey	0.00	0.00 hours
Cricket	12.19	-

The table below translates estimated demand into new pitch provision with associated capital and lifestyle costs.

Table 10.6: Estimated demand and costs for new pitch provision

Pitch type	Estimated demand and costs for new pitches			Changing rooms	
	Number of pitches to meet demand	Capital cost	Lifecycle Cost (per annum)	Number	Capital cost
Adult football	0.10	£10,692	£2,106	0.19	£38,152
Youth football	0.19	£17,446	£3,524	0.24	£48,786
Mini soccer	0.64	£19,565	£3,874	0.00	£0
Rugby union	0.10	£16,142	£2,986	0.19	£38,398
Rugby league	0.00	£0	£0	0.00	£0
Cricket	0.28	£97,756	£17,987	0.56	£111,216

**WILTSHIRE COUNCIL**  
**PLAYING PITCH STRATEGY – COMMUNITY AREA PROFILES**

Pitch type	Estimated demand and costs for new pitches			Changing rooms	
	Number of pitches to meet demand	Capital cost	Lifecycle Cost (per annum)	Number	Capital cost
Sand AGPs	0.00	£0	£0	0.00	£0
3G pitches	0.05	£56,593	£1,665	0.10	£19,485
<b>Total</b>	<b>1.35</b>	<b>£218,195</b>	<b>£32,142</b>	<b>1.28</b>	<b>£256,036</b>

Overall, an additional 1.35 pitches would be required to meet additional demand arising from a population increase of 1,256. This would require an expected capital cost of £218,195 and a lifecycle cost per annum of £32,142.

**Action Plan**

Site ID	Site	Postcode	Sport	Management	Current status	Recommended actions	Partners	Site hierarchy tier	Priority	Timescales	Cost	Aim
5	All Cannings Church of England Primary School	SN10 3PG	Football	Education	Two poor quality mini 5v5 pitches that are unavailable for community use.	Improve quality to better accommodate curricular and extra-curricular demand.	FA, FF, WFA, Education	Local	L	S	L	Protect Enhance
6	All Cannings Cricket Club (Closed)	SN10 3NR	Football (Disused)	Sports Club	One disused adult and one disused youth football pitch. Last maintained circa 2017 accompanied by ancillary provision.	Explore feasibility of bringing the playing field back into use given local shortfalls and ensure replacement provision is provided in line with national planning policy should a proposal come forward that will result in permanent loss.	FA, FF, WFA	Local	L	L	L	Protect
7	All Cannings Village Green	SN10 3PB	Football (Recreational)	Council	One youth 11v11 pitch not actively marked with a set of posts. Used for recreational demand.	Explore the feasibility of bringing the pitch back into use for affiliated demand from the community.	FA, FF, WFA	Local	L	L	L	Protect
13	Angela Yeates Memorial Ground	SN9 5NL	Rugby Union	Council	Two standard quality senior pitches. Pitches have actual spare capacity. Accompanied by good quality ancillary provision.	Improve pitch quality with enhanced levels of maintenance.	RFU	Local	L	L	L	Protect Enhance
23	Barn Meadow	SN8 3AJ	Football	Community Organisation	One adult pitch and one youth 11v11 pitch, both of which are standard quality and have actual spare capacity amounting to 1.5 match equivalent sessions per week. The site is serviced with poor quality ancillary facilities.	Utilise actual spare capacity where it exists, via the transfer of demand from overplayed sites or via future demand. Explore feasibility of improving the site's ancillary provision.	FA, FF, WFA, Community Organisation	Local	M	M	M	Protect Enhance
57	Burbage & Easton Royal Sports Club	SN8 3AN	Football (Disused)	Sports Club	One disused adult pitch with the site currently actively used for cricket.	No action is required.	-	-	-	-	-	-
57	Burbage & Easton Royal Sports Club	SN8 3AN	Cricket	Sports Club	Two grass squares one with ten wickets the other with six and an NTP. Used Burbage & Easton Royal CC. Neither square has capacity to accommodate any additional demand,	Sustain each squares quality with appropriate levels of maintenance.	ECB, WCB, Sports Club	Local	L	L	L	Protect

**WILTSHIRE COUNCIL**  
**PLAYING PITCH STRATEGY – COMMUNITY AREA PROFILES**

Site ID	Site	Postcode	Sport	Management	Current status	Recommended actions	Partners	Site hierarchy tier	Priority	Timescales	Cost	Aim
134	Great Bedwyn Cricket Club	SN8 3PB	Cricket	Sports Club	One good quality eight wicket grass square with capacity to accommodate additional demand. Accompanied by poor quality ancillary provision. Great Bedwyn CC wants to improve its poor quality changing facilities. It also states an ambition to install an electronic scoreboard in the coming years.	Sustain square quality with appropriate levels of maintenance. Assist the Club in its plans regarding ancillary improvements.	ECB, WCB, Sports Club	Local	M	M	M	Protect Enhance
135	Great Bedwyn Memorial Playing Field	SN8 3LR	Football	Community Organisation	One poor quality adult pitch that has spare capacity discounted due to poor pitch quality. The site is serviced with poor quality ancillary facilities.	Improve quality to establish actual spare capacity for clubs. Explore feasibility of improving the site's ancillary provision.	FA, FF, WFA, Community Organisation	Local	M	M	M	Protect Enhance
236	Pewsey Old Hospital Pitches	SN9 5NL	Football	Sports Club	One youth 9v9 pitch, one mini 7v7 pitch and one mini 5v5 pitch, all of which are poor quality. The youth 9v9 pitch is overplayed by 0.5 match equivalent sessions per week. The mini 5v5 pitch is played to capacity. The site is serviced with poor quality ancillary facilities. Pewsey Vale Youth FC aspires to develop the site's ancillary facilities, this would be through the development of dedicated women's and girls' facilities and added car parking space.	Improve quality to alleviate overplay. Explore the feasibility of improving the site's ancillary provision via the Club's aspirations. Explore the opportunity to develop a full size 3G pitch onsite.	FA, FF, WFA, Sports Club	Local	H	M	H	Protect Enhance Provide
237	Pewsey Vale Football Club	SN9 5BS	Football	Sports Club	One adult pitch and two mini 7v7 pitches, all of which are poor quality. The former is played to capacity, whilst the latter has spare capacity discounted due to poor pitch quality. The site is serviced with poor quality ancillary facilities. The site is home to Pewsey Vale FC (Regional Feeder League).	Improve quality to establish actual spare capacity for clubs. Ensure the site meets the minimum requirements to progress through the football pyramid.  Explore the opportunity to develop a full size 3G pitch onsite.	FA, FF, WFA, Sports Club	Local	H	L	H	Protect Enhance Provide
238	Pewsey Vale School	SN9 5EW	Rugby Union	Education	One poor quality senior pitch unavailable for community use.	Improve pitch quality for continued school use.	RFU, Education	Local	L	L	L	Protect Enhance
257	Rushall C of E Primary School	SN9 6EN	Football	Education	One poor quality mini 5v5 pitch that is unavailable for community use.	Improve quality to better accommodate curricular and extra-curricular demand.	FA, FF, WFA, Education	Local	L	S	L	Protect Enhance
274	Shalbourne Recreation Ground	SN8 3PZ	Cricket	Sports Club	One good quality five wicket grass square that has capacity to accommodate additional demand. Used by Shalbourne CC	Sustain square quality with appropriate maintenance. Look to utilise spare capacity to accommodate future demand/alleviate shortfalls on other sites.	ECB, WCB, Sports Club	Local	L	S	L	Protect



**WILTSHIRE COUNCIL**  
**PLAYING PITCH STRATEGY – COMMUNITY AREA PROFILES**

Site ID	Site	Postcode	Sport	Management	Current status	Recommended actions	Partners	Site hierarchy tier	Priority	Timescales	Cost	Aim
294	St Francis School	SN9 5NT	Football	Education	Two poor quality mini 7v7 pitches that are unavailable for community use.	Improve quality to better accommodate curricular and extra-curricular demand.	FA, FF, WFA, Education	Local	L	S	L	Protect Enhance
346	Upavon Playing Fields	SN9 6AB	Football (Recreational)	Council	One adult pitch not actively marked with a set of posts. Used for recreational demand.	Explore the feasibility of bringing the pitch back into use for affiliated demand from the community.	FA, FF, WFA	Local	L	L	L	Protect
384	The Ground at Big Garston Field	SN9 6EH	Cricket	<i>Unknown</i>	A standard quality five wicket grass square that has capacity to accommodate additional demand. Used by Avon Valley CC.	Sustain square quality with appropriate maintenance. Look to utilise spare capacity to accommodate future demand/alleviate shortfalls on other sites.	ECB, WCB	Local	L	S	L	Protect
392	Sir Phillip Dunn Memorial Ground	SN9 5NS	Cricket	Sports Club	A standard quality ten wicket grass square, accompanied by an NTP, that has capacity to accommodate additional demand. Leased to Wilcot CC that aspires to install an electronic scoreboard and fixed practice bays.	Sustain square quality with appropriate levels of maintenance. Assist the Club, where possible, with its ancillary and practice provision plans.	ECB, WCB, Sports Club	Local	M	M	M	Protect Enhance

**WILTSHIRE COUNCIL**  
**PLAYING PITCH STRATEGY – COMMUNITY AREA PROFILES**

**Area 11: Royal Wootton Bassett and Cricklade**

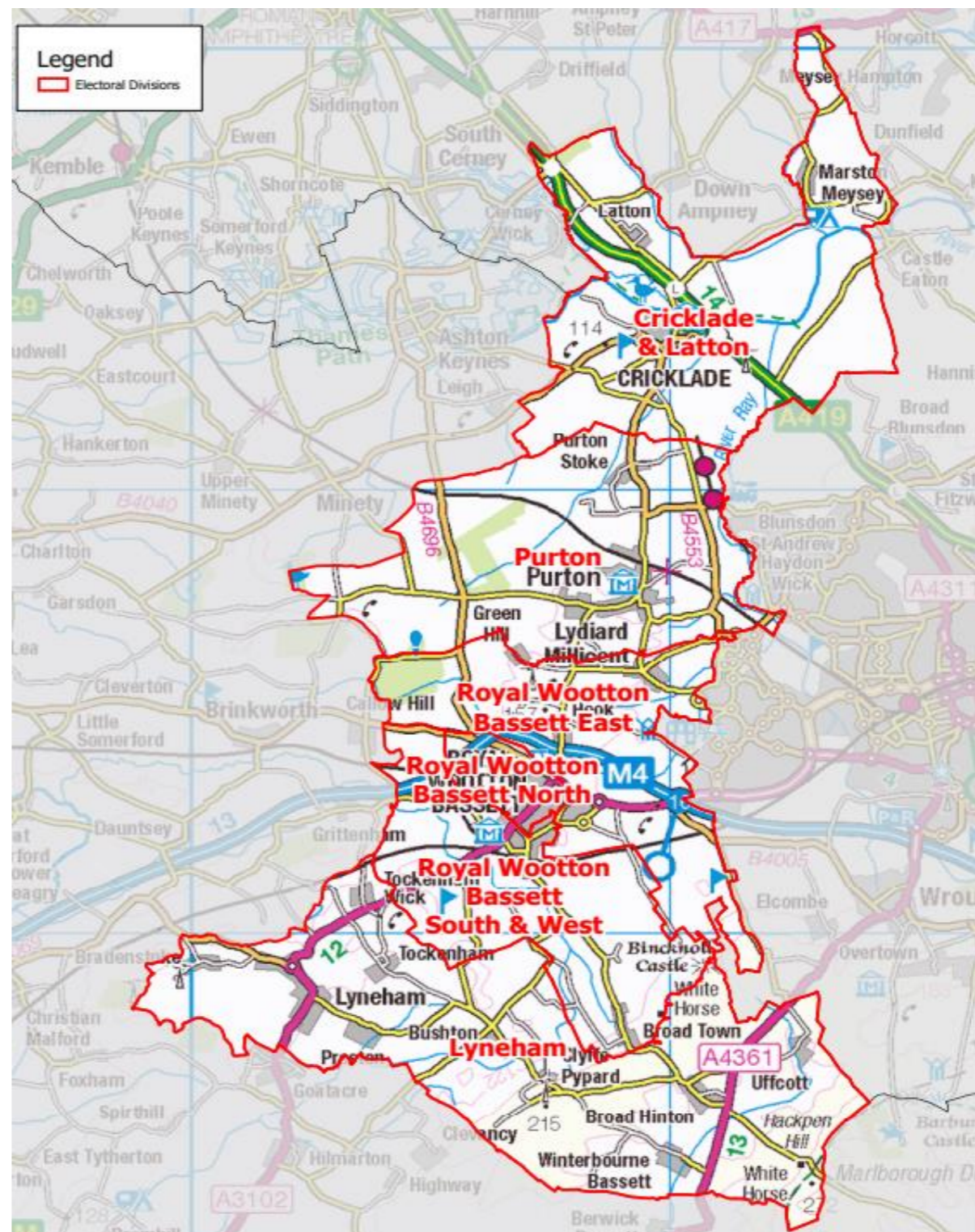
The Royal Wootton Bassett and Cricklade Community Board area hosts a wide range of communities that range from small hamlets to four major settlements that include the two market towns of Royal Wootton Bassett and Cricklade, as well as Purton and the developing Defence College of Technical Training at Lyneham. Covering a mainly rural hinterland, the community area is dissected by the M4 motorway which gives easy access to both Bristol and London, but it is the nearby thriving town of Swindon that provides the real economic generator for the area.

Table 11.1: Population in Royal Wootton Bassett and Cricklade

Area (15,374 hectares)	Current population	Future population (ONS-based 2038 projections)	Housing growth (dwellings) in Local Plan (2020-2038)
Royal Wootton Bassett & Cricklade	34,931	36,920	1,893

Table 11.2 Pitch sport team numbers in Royal Wootton Bassett and Cricklade

Sport	Team gender	Age band	No. of teams	Current population
Football	Mens	16-45	17	7,106
Football	Womens	16-45	2	5,514
Football	Boys	12-15	16	837
Football	Girls	12-15	1	796
Football	Boys	10-11	18	498
Football	Girls	10-11	2	398
Football	Mixed	8-9	15	856
Football	Mixed	6-7	13	824
Cricket	Mens	18-55	17	8,700
Cricket	Womens	18-55	1	7,466
Cricket	Boys	7-18	9	2,956
Cricket	Girls	7-18	0	2,417
Rugby Union	Mens	19-45	4	6,174
Rugby Union	Womens	19-45	1	4,894
Rugby Union	Boys	13-18	6	1,578
Rugby Union	Girls	13-18	4	1,234
Rugby Union	Mixed	7-12	11	2,565
Rugby League	Mens	19-45	0	6,174
Rugby League	Womens	19-45	0	4,894
Rugby League	Boys	12-18	0	1,790
Rugby League	Girls	12-18	0	1,423
Rugby League	Mixed	7-11	0	2,163
Hockey	Mens	17-55	3	9,152
Hockey	Womens	17-55	3	7,734
Hockey	Boys	14-16	0	584
Hockey	Girls	14-16	0	581
Hockey	Boys	11-13	3	681
Hockey	Girls	11-13	0	603
Hockey	Mixed	5-10	3	2,537



## WILTSHIRE COUNCIL PLAYING PITCH STRATEGY – COMMUNITY AREA PROFILES

### Key grass pitch sport sites

Table 11.3: Key grass pitch sites in Royal Wootton Bassett and Cricklade and their pitches

Site ID	Site name	Adult football	Youth 11v11 football	Youth 9v9 football	Mini 7v7 football	Mini 5v5 football	Cricket squares	Senior rugby	Junior rugby	Mini rugby
22	Ballards Ash Sports Ground	-	-	-	-	-	-	5	-	-
69	Chestnut Springs Playing Field	-	2	1	1	1	-	-	-	-
92	Cricklade Leisure Centre	1	1	1	1	1	-	-	-	-
130	Gerard Buxton Sports Ground	2	1	1	2	1	2	-	-	-

### AGP provision

Table 11.4: AGPs identified in Royal Wootton Bassett and Cricklade

Site ID	Site name	Community use	Number of pitches	Pitch size	Sports lighting?	Pitch surface	Pitch quality
93	Cricklade Manor Prep School	No	1	Half Size	No	Sand Filled	Poor
130	Gerard Buxton Sports Ground	Yes	1	Full Size	Yes	Medium Pile 3G	Standard
212	Mod Lyneham	No	1	Full Size	Yes	Medium Pile 3G	Standard
255	Royal Wootton Bassett Academy	Yes	1	Full Size	Yes	Sand Filled	Good
292	St Bartholomew's Primary Academy	No	1	Half Size	No	Sand Dressed	Good

### Sport by sport overview

- Football** – overplay is identified on youth 11v11 and youth 9v9 pitches at Bradon Forest School and Gerard Buxton Sports Ground whilst all other pitch types are played to capacity. An additional adult, one additional youth 11v11 and one additional youth 9v9 team are expected to be generated through population growth alone. Key clubs identified in the area include Wiltshire Football AFC, Cricklade Youth, Lydiard Millicent Juniors, Purton Youth and Royal Wootton Bassett Town Youth football clubs.
- 3G** – with two 3G pitches currently provided in Royal Wootton Bassett and Cricklade, there is deemed to be a shortfall of one full size 3G pitch based on the FA's training model.
- Cricket** – overplay is identified on Saturdays although actual spare capacity is identified on Sundays and midweek in Royal Wootton Bassett and Cricklade. Cricklade, Purton and Royal Wootton Bassett cricket clubs are identified as key in the area.
- Rugby** – overplay of 1.75 match equivalent sessions per week is identified at Ballards Ash Sports Ground. The site hosts all demand from Royal Wootton Bassett RUFC. Cricklade RUFC is also based in the area.
- Hockey** – the AGP at Royal Wootton Bassett Academy is the only pitch considered to contribute to the hockey supply. This pitch is played to capacity at peak times, primarily via match and training demand from Royal Wootton Bassett HC.

### Population growth

Based on population projections to 2038 (the period to which this assessment projects population based future demand), Sport England's Playing Pitch Calculator can estimate the likely additional demand for grass rugby union pitches that will arise from any growth. This is by using the current and future populations in each of the relevant age groups together with the current team numbers, with team generation rates then established to understand how much growth is required to establish one new team.

For reference, the total current population in Wiltshire of 515,363 will increase to 541,068 by 2038. This is an increase of 25,704 people. The table below shows the number of new teams projected to be generated by the new population in Royal Wootton Bassett and Cricklade and the requisite match equivalent sessions it will create. Please, however, note that this does include population increases linked to housing growth, which is instead covered separately following the table.

**WILTSHIRE COUNCIL**  
**PLAYING PITCH STRATEGY – COMMUNITY AREA PROFILES**

Table 11.5: Royal Wootton Bassett and Cricklade team generation rates

Sport	Team Gender	Team generation rate	Population Increase	Additional teams	Additional matches per week	Additional pitches required <sup>13</sup>
Football	Mens	418.03	400.66	0.96	0.48	0.24
Football	Womens	2757.10	310.89	0.11	0.06	0.03
Football	Boys	52.28	47.16	0.90	0.45	0.23
Football	Girls	796.17	44.89	0.06	0.03	0.01
Football	Boys	27.67	28.08	1.01	0.51	0.25
Football	Girls	199.06	22.45	0.11	0.06	0.03
Football	Mixed	57.05	48.25	0.85	0.42	0.11
Football	Mixed	63.35	46.43	0.73	0.37	0.09
Cricket	Mens	511.76	490.50	0.96	0.48	0.12
Cricket	Womens	7466.34	420.96	0.06	0.03	0.01
Cricket	Boys	328.46	166.67	0.51	0.25	0.06
Cricket	Girls	-	136.26	-	-	-
Rugby Union	Mens	1543.44	348.08	0.23	0.11	0.06
Rugby Union	Womens	4893.56	275.90	0.06	0.03	0.01
Rugby Union	Boys	263.02	88.97	0.34	0.17	0.08
Rugby Union	Girls	308.53	69.58	0.23	0.11	0.06
Rugby Union	Mixed	233.16	144.60	0.62	0.31	0.16
Rugby League	Mens	-	348.08	-	-	-
Rugby League	Womens	-	275.90	-	-	-
Rugby League	Boys	-	100.92	-	-	-
Rugby League	Girls	-	80.21	-	-	-
Rugby League	Mixed	-	121.98	-	-	-
Hockey	Mens	3050.64	515.99	0.17	0.08	0.02
Hockey	Womens	2577.91	436.03	0.17	0.08	0.02
Hockey	Boys	-	32.90	-	-	-
Hockey	Girls	-	32.75	-	-	-
Hockey	Boys	227.06	38.40	0.17	0.08	0.02
Hockey	Girls	-	33.99	-	-	-
Hockey	Mixed	845.78	143.06	0.17	0.08	0.02

Page 348

As seen in the table above, one additional adult, one youth 11v11 and one youth 9v9 football team and one senior men’s cricket team is expected to be generated through population growth alone in the Royal Wootton Bassett and Cricklade Analysis Area.

**Housing growth**

The anticipated population increase over the 14 year period (2038) equates to 6.07 match equivalent sessions of demand per week for grass pitch sports, 0.72 match equivalent sessions on hockey suitable AGP and 28.12 match equivalent sessions of demand per season for cricket. Training demand equates to 10.09 hours of use per week for football on 3G pitches and 1.23 hours on hockey suitable AGP.

Table 11.6: Demand for grass pitch sports generated from a population increase of 4,354.

Pitch sport	Estimated demand by sport	
	Match demand per week	Training demand
Adult football	1.00	10.09 hours
Youth football	2.32	As above
Mini soccer	1.72	As above

<sup>13</sup> Assuming additional pitches provided would be of standard quality.

**WILTSHIRE COUNCIL**  
**PLAYING PITCH STRATEGY – COMMUNITY AREA PROFILES**

Pitch sport	Estimated demand by sport	
	Match demand per week	Training demand
Rugby union	1.02	1.20 equivalent sessions
Rugby league	0.00	0.00 match equivalent sessions
Adult hockey	0.35	1.04 hours
Junior & mixed hockey	0.37	0.19 hours
Cricket	28.12	-

The table below translates estimated demand into new pitch provision with associated capital and lifestyle costs.

Table 11.7: Estimated demand and costs for new pitch provision

Pitch type	Estimated demand and costs for new pitches			Changing rooms	
	Number of pitches to meet demand	Capital cost	Lifecycle Cost (per annum)	Number	Capital cost
Adult football	1.00	£112,222	£22,108	2.00	£400,428
Youth football	2.32	£212,989	£43,024	2.32	£463,943
Mini soccer	1.72	£52,777	£10,450	0.00	£0
Rugby union	1.02	£172,086	£31,836	2.04	£409,356
Rugby league	0.00	£0	£0	0.00	£0
Cricket	0.65	£226,983	£41,765	1.29	£258,234
Sand AGPs	0.10	£93,574	£2,433	0.19	£38,661
3G pitches	0.27	£308,759	£9,081	0.53	£106,305
<b>Total</b>	<b>7.07</b>	<b>£1,179,389</b>	<b>£160,696</b>	<b>8.38</b>	<b>£1,676,926</b>

Overall, an additional 7.07 pitches would be required to meet additional demand arising from a population increase of 4,354. This would require an expected capital cost of £1,179,389 and a lifecycle cost per annum of £160,696.

**Action Plan**

Site ID	Site	Postcode	Sport	Management	Current status	Recommended actions	Partners	Site hierarchy tier	Priority	Timescales	Cost	Aim
22	Ballards Ash Sports Ground	SN4 8DS	Football (Disused)	Sports Club	Three disused pitches that are now used for rugby union demand. Football pitches not required due to the development Royal Wootton Bassett Sports Association.	No action required.	FA, FF, WFA, Sports Club	Local	-	-	-	Protect
22	Ballards Ash Sports Ground	SN4 8DS	Rugby Union	Sports Club	Five good quality senior pitches, with two serviced by sports lighting. The sports-lit pitches are overplayed, whilst some spare capacity exists on the remaining pitches. Serviced by good quality ancillary facilities.	Sustain quality. Consider installation of additional sports lighting to disperse training demand and reduce overplay. Consider access to suitable 3G provision to fully eradicate overplay.	RFU, Sports Club	Local	H	M	M	Enhance Protect
46	Bradon Forest School	SN5 4AT	3G	Education	Identified as a potential site for 3G development to meet shortfalls in Calne. The site has sufficient playing field land and surrounding ancillary provision to potentially develop provision.	Explore the feasibility of developing a full size 3G pitch onsite.	FA, FF, WFA, Education	Local	H	L	H	Provide

**WILTSHIRE COUNCIL**  
**PLAYING PITCH STRATEGY – COMMUNITY AREA PROFILES**

Site ID	Site	Postcode	Sport	Management	Current status	Recommended actions	Partners	Site hierarchy tier	Priority	Timescales	Cost	Aim
46	Bradon Forest School	SN5 4AT	Rugby Union	Education	One poor quality junior pitch. Pitch is played to capacity due to curricular demand.	Improve pitch quality with enhanced levels of maintenance for curricular and extra curricular demand.	RFU, Education	Local	L	L	L	Protect
46	Bradon Forest School	SN5 4AT	Cricket	Education	One standalone NTP that's not available for community use.	Sustain quality as appropriate and retain as current use.	ECB, WCB, Education	Local	L	L	L	Protect
52	Broad Hinton C of E Primary School	SN4 9PQ	Football	Education	One poor quality mini 5v5 pitch that is unavailable for community use.	Improve quality to better accommodate curricular and extra-curricular demand.	FA, FF, WFA, Education	Local	L	S	L	Protect Enhance
69	Chestnut Springs Playing Field	SN5 3NH	Football	Lydiard Millicent Parish Council	Two youth 11v11 pitches, one youth 9v9 pitch, one mini 7v7 pitch and one mini 5v5 pitch, all of which are standard quality. The youth 9v9 pitches are played to capacity.	Sustain quality.	FA, FF, WFA, Parish Council	Local	L	L	L	Protect
69	Chestnut Springs Playing Field	SN5 3NH	Cricket	Lydiard Millicent Parish Council	A good quality five wicket grass square overplayed by one match equivalent session. Used by Lydiard Millicent CC.	Sustain quality with appropriate levels of maintenance.	ECB, WCB, Parish Council	Local	L	L	L	Protect
91	Cricklade Cricket Club	SN6 6BL	Cricket	Sports Club	A good quality ten wicket grass square that is played to capacity. Leased to Cricklade CC with a new agreement currently being negotiated.	Sustain quality with appropriate levels of maintenance. Ensure a new long term agreement is secured to provide security of tenure for Cricklade CC.	ECB, WCB, Sports Club	Local	H	S	L	Protect
92	Cricklade Leisure Centre	SN6 6JW	Football	Community Organisation	One standard quality adult pitch, one standard quality youth 11v11 pitch, one good quality youth 9v9 pitch and one good quality mini 5v5 pitch. The adult pitch is played to capacity, whilst the youth 11v11 pitch has actual spare capacity amounting to one match equivalent session per week. The site is serviced with poor quality ancillary facilities.	Utilise actual spare capacity where it exists, via the transfer of demand from overplayed sites or via future demand. Explore feasibility of improving the site's ancillary provision. Explore the feasibility to develop a full size 3G pitch onsite.	FA, FF, WFA, Community Organisation	Local	H	L	H	Protect Enhance Provide
93	Cricklade Manor Prep School	SN6 6BB	Football	Education	One standard quality youth 9v9 pitch that is unavailable for community use.	Improve quality to better accommodate curricular and extra-curricular demand.	FA, FF, WFA, Education	Local	L	S	L	Protect Enhance
93	Cricklade Manor Prep School	SN6 6BB	Hockey	Education	One smaller size pitch that is unavailable for community use and is without sports lighting.	Retain for curricular and extra-curricular demand.	EH, Education	Local	L	L	L	Protect
121	Fairview Fields (Cricklade Rugby Club)	SN6 6GH	Rugby Union	Sports club	One standard quality senior pitch with sports lighting. Pitch is overplayed by 0.15 match equivalent sessions per week. Accompanied by standard quality ancillary provision. Cricklade RUFC is currently looking for new land to buy to develop a new pitch site with multiple pitches and purpose built clubhouse/changing.	Improve pitch quality with enhanced levels of maintenance. Explore opportunity to improve ancillary provision. Support club in looking for new site to help the Club grow.	RFU, Sports club	Local	M	M	M	Protect Enhance Provide

**WILTSHIRE COUNCIL**  
**PLAYING PITCH STRATEGY – COMMUNITY AREA PROFILES**

Site ID	Site	Postcode	Sport	Management	Current status	Recommended actions	Partners	Site hierarchy tier	Priority	Timescales	Cost	Aim
130	Gerard Buxton Sports Ground	SN4 8DS	Football	Royal Wootton Bassett Sports Association	Two adult pitches, one youth 11v11 pitch, one youth 9v9 pitch and one mini 5v5 pitch, all of which are good quality. The youth 11v11 pitch and youth 9v9 pitch are both overplayed by a combined total of 2.5 match equivalent sessions per week. The site is home to Royal Wootton Bassett Town FC (Step 5).	Consider transferring demand to sites with actual spare capacity to alleviate overplay. Ensure the site meets the minimum requirements to progress through the football pyramid.  Explore the opportunity to develop a 2 <sup>nd</sup> 3G onsite.	FA, FF, WFA, Sports Association	Key Centre	H	L	H	Protect Provide
130	Gerard Buxton Sports Ground	SN4 8DS	3G	Royal Wootton Bassett Sports Association	One standard quality full size 3G pitch that is available for community use and is equipped with sports lighting.	Sustain quality.  Explore the opportunity to develop a 2 <sup>nd</sup> 3G onsite.	FA, FF, WFA, Sports Association	Key Centre	H	L	H	Protect Provide
130	Gerard Buxton Sports Ground	SN4 8DS	Cricket	Royal Wootton Bassett Sports Association	One good quality square with 14 wickets overplayed by one match equivalent session. Also, one standard quality square with six wickets, accompanied by an NTP, with no capacity to accommodate and further demand.	Sustain good square quality with appropriate maintenance. Improve standard quality square with enhanced levels of maintenance.  Improve pavilion, especially to better accommodate female activity.	ECB, WCB, Sports Association	Key Centre	L	S	L	Protect Enhance
188	Longleaze Primary School	SN4 8BA	Football	Education	One poor quality mini 5v5 pitch that is unavailable for community use.	Improve quality to better accommodate curricular and extra-curricular demand.	FA, FF, WFA, Education	Local	L	S	L	Protect Enhance
192	Lydiard Millicent C of E Primary School	SN5 3LR	Football	Education	One poor quality mini 5v5 pitch that is unavailable for community use.	Improve quality to better accommodate curricular and extra-curricular demand.	FA, FF, WFA, Education	Local	L	S	L	Protect Enhance
212	Mod Lyneham	SN15 4XX	Football	MOD	Five standard quality adult pitches that have spare capacity discounted due to unsecure tenure.	Seek to provide a community use agreement, to establish actual spare capacity for clubs.	FA, FF, WFA, MOD	Local	M	S	L	Protect
212	Mod Lyneham	SN15 4XX	3G	MOD	One full size 3G pitch that is equipped with sports lighting but is unavailable for community use.	Explore community use options.	FA, FF, WFA, MOD	Local	H	S	L	Protect
212	Mod Lyneham	SN15 4XX	Cricket	MOD	One standalone NTP that's not available for community use.	Sustain quality as appropriate and retain as current use.	ECB, WCB, MOD	Local	L	L	L	Protect
221	Noremarsh Junior School	SN4 8BT	Football	Education	Two poor quality mini 5v5 pitches, both of which are available for community use.	Improve quality.	FA, FF, WFA, Education	Local	L	S	L	Protect Enhance
245	Purton Cricket Club	SN5 4EB	Cricket	Sports club	A standard quality square with 13 wickets that has spare capacity to accommodate additional demand. Accompanied by poor quality ancillary facilities. Purton CC aspires to improve the provision including creating dedicated female changing rooms.	Sustain square quality with appropriate maintenance. Look to utilise spare capacity to accommodate future demand/alleviate shortfalls on other sites.  Assist the Club, where possible, in improving onsite ancillary provision.	ECB, WCB, Sports Club	Local	M	M	M	Protect Enhance

**WILTSHIRE COUNCIL**  
**PLAYING PITCH STRATEGY – COMMUNITY AREA PROFILES**

Site ID	Site	Postcode	Sport	Management	Current status	Recommended actions	Partners	Site hierarchy tier	Priority	Timescales	Cost	Aim
246	Purton FC (The Redhouse)	SN5 4DT	Football	Sports Club	One standard quality adult pitch that is played to capacity.	Sustain quality.	FA, FF, WFA, Sports Club	Local	L	L	L	Protect
255	Royal Wootton Bassett Academy	SN4 7HG	Football	Education	One poor quality adult pitch that is unavailable for community use.	Improve quality and explore community use options.	FA, FF, WFA, Education	Local	M	S	L	Protect Enhance
255	Royal Wootton Bassett Academy	SN4 7HG	Rugby Union	Education	One poor quality senior pitch unavailable for community use.	Improve pitch quality with enhanced levels of maintenance for continued school use.	RFU, Education	Local	L	L	L	Protect Enhance
255	Royal Wootton Bassett Academy	SN4 7HG	Hockey	Commercial	One good quality full size pitch that is available for community use and is equipped with sports lighting.	Sustain quality.	EH, Commercial	Local	L	L	L	Protect
292	St Bartholomew's Primary Academy	SN4 8AZ	Hockey	Education	One smaller size pitch that is unavailable for community use and is without sports lighting.	Retain for curricular and extra-curricular demand.	EH, Education	Local	L	L	L	Protect
307	St Sampsons CE Primary School	SN6 6AX	Football	Education	One poor quality mini 7v7 pitch that is unavailable for community use.	Improve quality to better accommodate curricular and extra-curricular demand.	FA, FF, WFA, Education	Local	L	S	L	Protect Enhance
308	St. Mary's C of E Primary School	SN5 4AR	Football	Education	One poor quality mini 5v5 pitch that is unavailable for community use.	Improve quality to better accommodate curricular and extra-curricular demand.	FA, FF, WFA, Education	Local	L	S	L	Protect Enhance
339	The Water Pitches	SN6 6BL	Rugby Union (Disused)	Education	Two disused age grade pitches. Last maintained circa 2005.	Explore feasibility of bringing the playing field back into use given local shortfalls and ensure replacement provision is provided in line with national planning policy should a proposal come forward that will result in permanent loss.	RFU, Education	Local	L	L	L	Protect
390	Manor Lane	SN4 9PL	Cricket	Sports club	A standard quality square with eight wickets that has spare capacity to accommodate further demand. Leased long term to White Horse CC. There are five years remaining on its current agreement. The Club aspires to improve square quality and needs to replace its current machinery.	Improve square quality with enhanced levels of maintenance. Assist the Club in obtaining new machinery to better maintain provision. Ensure White Horse CC obtains a long new term lease agreement when required.	ECB, WCB, Sports Club	Local	M	M	M	Protect Enhance



# WILTSHIRE COUNCIL PLAYING PITCH STRATEGY – COMMUNITY AREA PROFILES

## Area 12: Salisbury

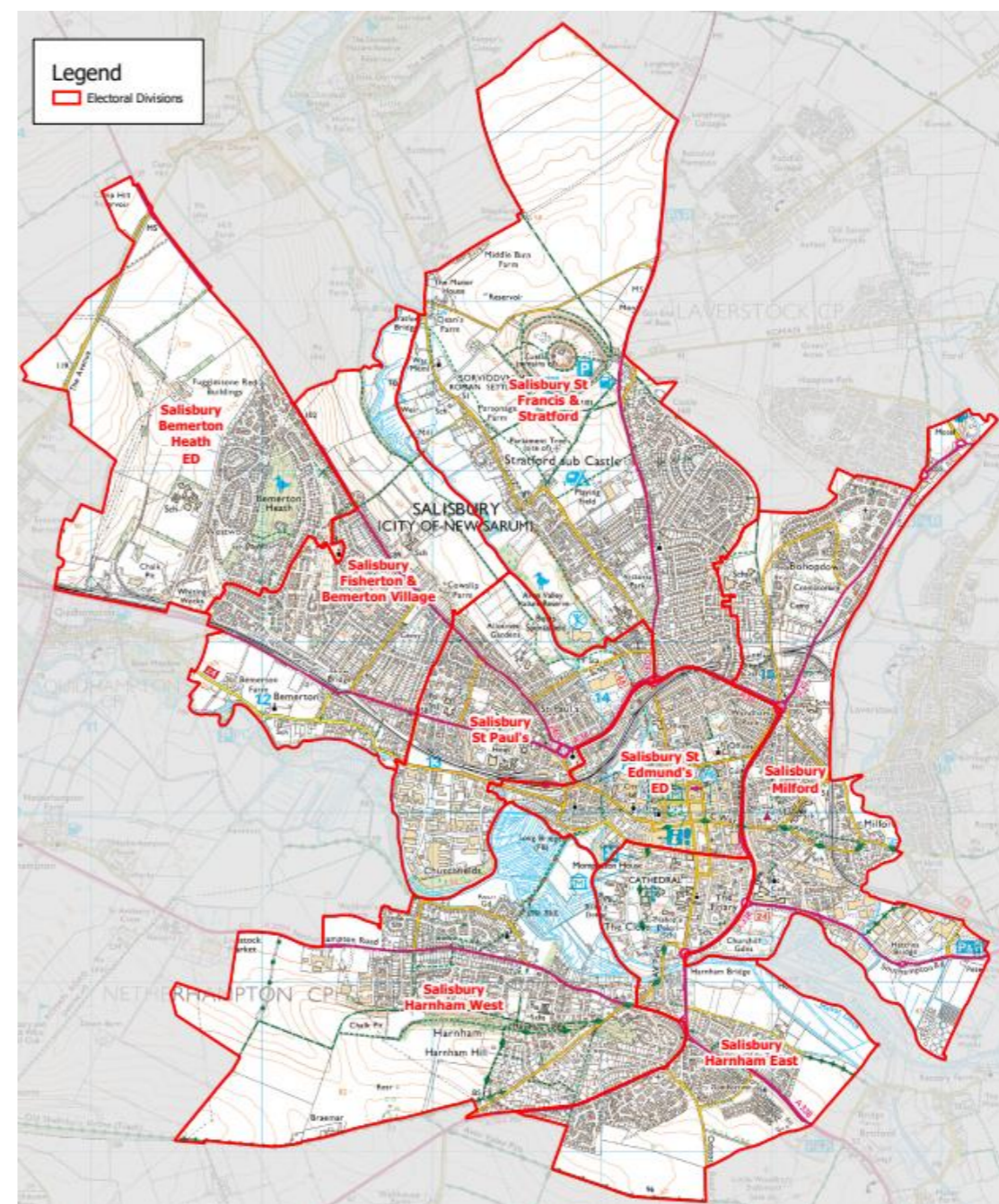
Salisbury Community Board area is made up of the mediaeval cathedral city only and, as a consequence, is the only one of Wiltshire’s 20 community area’s that does not have a rural hinterland surrounding its market town and service centre. The City is the largest single urban settlement in the County, but its lack of a hinterland ranks the community area as the 3rd most populous after Chippenham and Trowbridge. Beyond its world renowned heritage and landscape setting, Salisbury acts as an important centre of business, leisure, retail and services. It provides a great deal of employment and serves a wide catchment area made up of many of the surrounding smaller towns.

Table 12.1: Population in Salisbury

Area (1,924 hectares)	Current population	Future population (ONS-based 2038 projections)	Housing growth (dwellings) in Local Plan (2020-2038)
Salisbury	40,388	42,688	4,830

Table 12.2: Pitch sport team numbers in Salisbury

Sport	Team gender	Age band	No. of teams	Current population
Football	Mens	16-45	11	7,095
Football	Womens	16-45	2	6,929
Football	Boys	12-15	6	984
Football	Girls	12-15	0	1,004
Football	Boys	10-11	4	499
Football	Girls	10-11	0	478
Football	Mixed	8-9	6	934
Football	Mixed	6-7	6	920
Cricket	Mens	18-55	6	9,282
Cricket	Womens	18-55	2	9,263
Cricket	Boys	7-18	8	2,792
Cricket	Girls	7-18	2	2,825
Rugby Union	Mens	19-45	3	6,486
Rugby Union	Womens	19-45	0	6,248
Rugby Union	Boys	13-18	8	1,328
Rugby Union	Girls	13-18	4	1,400
Rugby Union	Mixed	7-12	6	2,888
Rugby League	Mens	19-45	0	6,486
Rugby League	Womens	19-45	0	6,248
Rugby League	Boys	12-18	0	1,580
Rugby League	Girls	12-18	0	1,678
Rugby League	Mixed	7-11	0	2,358
Hockey	Mens	17-55	6	9,464
Hockey	Womens	17-55	5	9,465
Hockey	Boys	14-16	1	680
Hockey	Girls	14-16	1	733
Hockey	Boys	11-13	2	766
Hockey	Girls	11-13	2	775
Hockey	Mixed	5-10	2	2,749



**WILTSHIRE COUNCIL**  
**PLAYING PITCH STRATEGY – COMMUNITY AREA PROFILES**

**Key grass pitch sport sites**

Table 12.3: Key grass pitch sites in Salisbury and their pitches

Site ID	Site name	Adult football	Youth 11v11 football	Youth 9v9 football	Mini 7v7 football	Mini 5v5 football	Cricket squares	Senior rugby	Junior rugby	Mini rugby
258	Salisbury & South Wilts Sports Club	-	-	-	-	-	2	-	-	-
400	Hudson's Field	3	-	-	-	-	-	2	-	-

**AGP provision**

Table 12.4: AGPs identified in Salisbury

Site ID	Site name	Community use	Number of pitches	Pitch size	Sports lighting?	Pitch surface	Pitch quality
63	Chafyn Grove School	No	1	Half Size	No	Sand Filled	Poor
258	Salisbury & South Wilts Sports Club	Yes	1	Full Size	Yes	Sand Dressed	Standard
265	Sarum Academy	Yes	1	Full Size	Yes	Medium Pile 3G	Good

**Sport by sport overview**

- Football – overplay is identified on adult and youth 11v11 pitches at Middle Street Meadow and Victoria Park (Salisbury) whilst all other pitch types are played to capacity. No additional teams are expected to be generated through population growth alone. Key clubs identified in the area include Bemerton Heath Harlequins Youth and Hotspire football clubs.
- 3G – with one 3G pitch currently provided in Salisbury, there is deemed to be a shortfall of 0.5 full size 3G pitches based on the FA's training model.
- Cricket – actual spare capacity is identified at varying levels for all peak cricket times in Salisbury. South Wilts CC is identified as key in the area.
- Rugby – overplay of 6.5 match equivalent sessions per week is identified at Salisbury Rugby Football Club and Hudson's Field, primarily due to demand from Salisbury RUFC although Wheatsheaf Cabin Crew RUFC also trains at Salisbury Rugby Football Club.
- Hockey – the AGP at Salisbury & South Wilts Sports Club is played to capacity through demand from Salisbury HC.

**Population growth**

Based on population projections to 2038 (the period to which this assessment projects population based future demand), Sport England's Playing Pitch Calculator can estimate the likely additional demand for grass rugby union pitches that will arise from any growth. This is by using the current and future populations in each of the relevant age groups together with the current team numbers, with team generation rates then established to understand how much growth is required to establish one new team.

For reference, the total current population in Wiltshire of 515,363 will increase to 541,068 by 2038. This is an increase of 25,704 people. The table below shows the number of new teams projected to be generated by the new population in Salisbury and the requisite match equivalent sessions it will create. Please, however, note that this does include population increases linked to housing growth, which is instead covered separately following the table.

Table 12.5 Salisbury team generation rates

Sport	Team Gender	Team generation rate	Population Increase	Additional teams	Additional matches per week	Additional pitches required <sup>14</sup>
Football	Mens	644.96	399.99	0.62	0.31	0.16
Football	Womens	3464.66	390.68	0.11	0.06	0.03
Football	Boys	163.95	55.46	0.34	0.17	0.08
Football	Girls	-	56.63	-	-	-
Football	Boys	124.80	28.15	0.23	0.11	0.06
Football	Girls	-	26.95	-	-	-

<sup>14</sup> Assuming additional pitches provided would be of standard quality.

**WILTSHIRE COUNCIL**  
**PLAYING PITCH STRATEGY – COMMUNITY AREA PROFILES**

Sport	Team Gender	Team generation rate	Population Increase	Additional teams	Additional matches per week	Additional pitches required <sup>14</sup>
Football	Mixed	155.58	52.63	0.34	0.17	0.04
Football	Mixed	153.29	51.86	0.34	0.17	0.04
Cricket	Mens	1546.96	523.31	0.34	0.17	0.04
Cricket	Womens	4631.63	522.27	0.11	0.06	0.01
Cricket	Boys	348.99	157.41	0.45	0.23	0.06
Cricket	Girls	1412.32	159.25	0.11	0.06	0.01
Rugby Union	Mens	2161.87	365.66	0.17	0.08	0.04
Rugby Union	Womens	-	352.27	-	-	-
Rugby Union	Boys	166.04	74.89	0.45	0.23	0.11
Rugby Union	Girls	349.89	78.91	0.23	0.11	0.06
Rugby Union	Mixed	481.26	162.80	0.34	0.17	0.08
Rugby League	Mens	-	365.66	-	-	-
Rugby League	Womens	-	352.27	-	-	-
Rugby League	Boys	-	89.07	-	-	-
Rugby League	Girls	-	94.61	-	-	-
Rugby League	Mixed	-	132.97	-	-	-
Hockey	Mens	1577.37	533.60	0.34	0.17	0.04
Hockey	Womens	1892.97	533.63	0.28	0.14	0.04
Hockey	Boys	680.31	38.36	0.06	0.03	0.01
Hockey	Girls	732.77	41.31	0.06	0.03	0.01
Hockey	Boys	383.02	43.19	0.11	0.06	0.01
Hockey	Girls	387.74	43.72	0.11	0.06	0.01
Hockey	Mixed	1374.56	155.00	0.11	0.06	0.01

Page 355

As seen in the table above, no additional teams are expected to be generated through population growth alone in the Salisbury Analysis Area.

**Housing growth**

The anticipated population increase over the 14 year period (2038) equates to 7.33 match equivalent sessions of demand per week for grass pitch sports, 2.60 match equivalent sessions on hockey suitable AGP and 45.07 match equivalent sessions of demand per season for cricket. Training demand equates to 9.75 hours of use per week for football on 3G pitches and 5.96 hours on hockey suitable AGP.

Table 12.6: Demand for grass pitch sports generated from a population increase of 11,109.

Pitch sport	Estimated demand by sport	
	Match demand per week	Training demand
Adult football	1.70	9.75 hours
Youth football	1.47	As above
Mini soccer	1.71	As above
Rugby union	2.46	2.67 equivalent sessions
Rugby league	0.00	0.00 match equivalent sessions
Adult hockey	1.45	4.34 hours
Junior & mixed hockey	1.15	1.62 hours
Cricket	45.07	-

The table below translates estimated demand into new pitch provision with associated capital and lifestyle costs.

**WILTSHIRE COUNCIL**  
**PLAYING PITCH STRATEGY – COMMUNITY AREA PROFILES**

Table 12.7: Estimated demand and costs for new pitch provision

Pitch type	Estimated demand and costs for new pitches			Changing rooms	
	Number of pitches to meet demand	Capital cost	Lifecycle Cost (per annum)	Number	Capital cost
Adult football	1.70	£190,834	£37,594	3.40	£680,931
Youth football	1.47	£134,559	£27,181	1.77	£354,353
Mini soccer	1.71	£52,283	£10,352	0.00	£0
Rugby union	2.46	£413,891	£76,570	4.92	£984,559
Rugby league	0.00	£0	£0	0.00	£0
Cricket	0.95	£335,948	£61,815	1.91	£382,202
Sand AGPs	0.45	£438,893	£11,411	0.91	£181,332
3G pitches	0.26	£298,364	£8,775	0.51	£102,726
<b>Total</b>	<b>9.00</b>	<b>£1,864,773</b>	<b>£233,698</b>	<b>13.42</b>	<b>£2,686,104</b>

Overall, an additional 9.00 pitches would be required to meet additional demand arising from a population increase of 11,109. This would require an expected capital cost of £1,864,773 and a lifecycle cost per annum of £233,698.

**Action Plan**

Site ID	Site	Postcode	Sport	Management	Current status	Recommended actions	Partners	Site hierarchy tier	Priority	Timescales	Cost	Aim
30	Bemerton Heath Harlequins Football Club	SP2 9DR	Football	Sports Club	One standard quality adult pitch that is played to capacity. The site is home to Bemerton Heath Harlequins FC (Step 4).	Improve quality. Ensure the site meets the minimum requirements to progress through the pyramid.	FA, FF, WFA, Sports Club	Local	M	S	L	Protect Enhance
33	Bishop Wordsworths School	SP1 2ED	Football	Education	Three standard quality adult pitches that are unavailable for community use.	Explore community use options.	FA, FF, WFA, Education	Local	L	S	L	Protect
33	Bishop Wordsworths School	SP1 2ED	Rugby Union	Education	Two poor quality senior pitches. Pitches are played to capacity due to curricular demand.	Improve pitch quality with enhanced levels of maintenance for curricular and extra curricular demand.	RFU, Education	Local	L	L	L	Protect Enhance
34	Bishopdown	SP1 3EF	Football	Council	One standard quality adult pitch that is unavailable for community use.	Consider potential rationalisation of provision to contribute to a hub site. If not feasible improve pitch quality with enhanced levels of maintenance.	FA, FF, WFA	Local	L	L	L	Protect Enhance
63	Chafyn Grove School	SP1 1LR	Cricket	Education	One grass square with nine wickets and one standalone NTP, neither of which are available for community use.	Sustain quality as appropriate to meet curricular and extracurricular demand.	ECB, WCB, Education	Local	L	L	L	Protect
63	Chafyn Grove School	SP1 1LR	Rugby Union	Education	Two good quality senior pitches unavailable for community use.	Sustain pitch quality.	RFU, Education	Local	L	L	L	Protect
63	Chafyn Grove School	SP1 1LR	Hockey	Education	One smaller size pitch that is unavailable for community use and is without sports lighting.	Retain for curricular and extra-curricular demand.	EH, Education	Local	L	L	L	Protect
126	Five Rivers Health and Wellbeing Centre	SP1 3NR	Football	Council	One poor quality youth 11v11 pitch that is played to capacity. Salisbury Rovers FC block book the space for weekly sessions and matches. Separately, the throwing cage on site has recently been refurbished.	Consider potential rationalisation of provision to contribute to a hub site. If not feasible improve pitch quality with enhanced levels of maintenance.	FA, FF, WFA	Local	L	L	L	Protect Enhance

**WILTSHIRE COUNCIL**  
**PLAYING PITCH STRATEGY – COMMUNITY AREA PROFILES**

Site ID	Site	Postcode	Sport	Management	Current status	Recommended actions	Partners	Site hierarchy tier	Priority	Timescales	Cost	Aim
144	Harnham Church of England Junior School	SP2 8JZ	Football	Education	One poor quality mini 7v7 pitch that is unavailable for community use.	Improve quality to better accommodate curricular and extra-curricular demand.	FA, FF, WFA, Education	Local	L	S	L	Protect Enhance
145	Harnham Community Sports & Social Club	SP2 8LA	Football (Recreational)	Sports Club	One youth 11v11 pitch not actively marked with a set of posts. Used for recreational demand.	Explore the feasibility of bringing the pitch back into use for affiliated demand from the community.	FA, FF, WFA, Sports Club	Local	L	L	L	Protect
146	Harnham Cricket Ground	SP2 8JY	Cricket	Salisbury City Council	A standard quality square with eight wickets that has spare capacity to accommodate additional demand. Annually rented by Harnham CC. Accompanied by poor quality ancillary provision.	Sustain square quality with appropriate levels of maintenance. Explore potential options of improving ancillary provision.	ECB, WCB, Sports Club	Local	L	L	L	Protect Enhance
208	Middle Street Meadow	SP2 8LL	Football	Council	One poor quality youth 11v11 pitch that is overplayed by 3.5 match equivalent sessions per week. The site is serviced with poor quality ancillary facilities.	Improve quality to alleviate overplay. Explore feasibility of improving the site's ancillary provision.	FA, FF, WFA	Local	M	M	M	Protect Enhance
233	Pembroke Park Primary School	SP2 9LY	Football	Education	One adult pitch, one youth 9v9 pitch and two mini 5v5 pitches, all of which are poor quality and unavailable for community use.	Improve quality and explore community use options.	FA, FF, WFA, Education	Local	M	S	L	Protect Enhance
258	Salisbury & South Wilts Sports Club	SP2 9NY	Football (Disused)	Sports Club	A disused adult pitch with the site currently actively used for cricket and hockey.	No action required	FA, FF, WFA, Sports Club	Key Centre	-	-	-	-
258	Salisbury & South Wilts Sports Club	SP2 9NY	Cricket	Sports Club	Two good quality squares one with 14 wickets, which is overplayed by three match equivalent sessions, and one with ten wickets which is played to capacity. The smaller square is accompanied by an NTP. Used by South Wilts CC which has ambitions to install hybrid wickets.	Sustain square quality with appropriate levels of maintenance. Explore the installations of hybrid wickets in order to provide additional capacity for the Club.	ECB, WCB, Sports Club	Key Centre	M	L	L	Protect Provide
258	Salisbury & South Wilts Sports Club	SP2 9NY	Hockey	Sports Club	One standard quality full size pitch that is available for community use and is equipped with sports lighting. The pitch has exceeded its 10-year recommended lifespan and thus requires resurfacing.	Resurface the pitch before further deterioration occurs and ensure a sinking fund is in place for long-term sustainability.	EH, Sports Club	Key Centre	H	S	H	Protect Enhance Provide
259	Salisbury Cathedral School	SP1 2EQ	Cricket	Education	A standard quality five wicket grass square that is not available for community use.	Sustain quality as appropriate to meet curricular and extracurricular demand.	ECB, WCB, Education	Local	L	L	L	Protect

**WILTSHIRE COUNCIL**  
**PLAYING PITCH STRATEGY – COMMUNITY AREA PROFILES**

Site ID	Site	Postcode	Sport	Management	Current status	Recommended actions	Partners	Site hierarchy tier	Priority	Timescales	Cost	Aim
262	Salisbury Rugby Football Club	SP1 3SA	Rugby Union	Council	One standard quality senior pitch with sports lighting. Pitch is significantly overplayed. Accompanied by good quality ancillary provision.	Improve pitch quality with enhanced levels of maintenance. Explore relocating some level of demand off pitch to protect its quality and ensure areas to be utilised are serviced by sports lighting to enable appropriate level of activity.	RFU Sports club	Local	H	H	M	Protect Enhance
265	Sarum Academy	SP2 9HS	Football	Education	One adult pitch and one youth 9v9 pitch, both of which are standard quality. The former has spare capacity discounted due to unsecure tenure.	Seek to provide a community use agreement, to establish actual spare capacity for clubs.	FA, FF, WFA, Education	Key Centre	M	S	L	Protect
265	Sarum Academy	SP2 9HS	3G	Education	One good quality full size 3G pitch that is available for community use and is equipped with sports lighting.	Sustain quality.	FA, FF, WFA, Education	Key Centre	L	L	L	Protect
265	Sarum Academy	SP2 9HS	Rugby Union (Disused)	Education	One disused senior pitch. Last maintained circa 2021. The pitch has been built on and replaced by a full size 3G pitch.	No action required	RFU, Education	Key Centre	-	-	-	-
266	Sarum St Pauls CE Primary School	SP2 7DG	Football	Education	One poor quality mini 7v7 pitch that is unavailable for community use.	Improve quality to better accommodate curricular and extra-curricular demand.	FA, FF, WFA, Education	Local	L	S	L	Protect Enhance
300	St Martins C of E VA Primary School	SP1 2RG	Football	Education	One poor quality mini 5v5 pitch that is unavailable for community use.	Improve quality to better accommodate curricular and extra-curricular demand.	FA, FF, WFA, Education	Local	L	S	L	Protect Enhance
349	Victoria Park (Salisbury)	SP1 3RP	Football	Council	One poor quality adult pitch that is overplayed by two match equivalent sessions per week. The site is serviced with poor quality ancillary facilities.	Improve quality to alleviate overplay. Explore feasibility of improving the site's ancillary provision.	FA, FF, WFA	Local	M	M	M	Protect Enhance
400	Hudson's Field	SP1 3SB	Football/ 3G	Council	Three poor quality adult pitches. Spare capacity is discounted due to poor pitch quality.	Look to improve quality with enhanced levels of maintenance. Explore the opportunity to develop a full size 3G pitch onsite.	FA, FF, WFA Council	Local	H	L	H	Protect Enhance Provide
400	Hudson's Field	SP1 3SB	Rugby union	Council	Two standard quality senior pitches that are overplayed. Site has no accompanying ancillary provision; however, it is located adjacent to Salisbury Rugby Club which has changing rooms to support demand on this site.	Improve pitch quality with enhanced levels of maintenance. Explore installation of sports lighting to help spread out training demand.	RFU, Council Sports club	Local	L	L	L	Protect Enhance

# WILTSHIRE COUNCIL PLAYING PITCH STRATEGY – COMMUNITY AREA PROFILES

## Area 13: South West Wiltshire

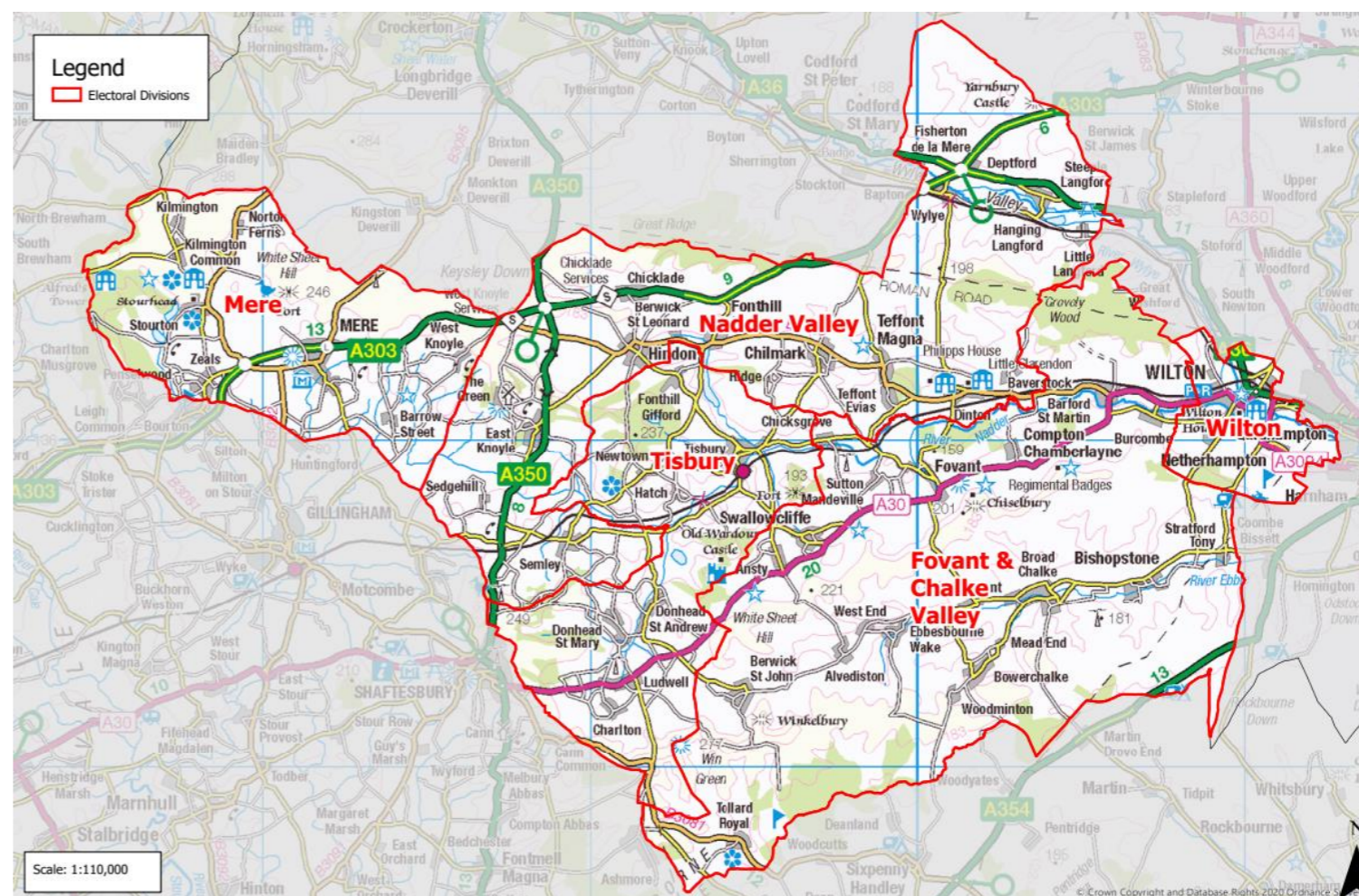
This Community Board area combines three of the Council's Community areas (Wilton, Tisbury, Mere) which together extend over an expansive and largely very rural area of renowned historic and landscape value. The town of Wilton serves as the main service centre for the Wilton community area although the City of Salisbury, just three miles to the east, provides a greater range of shops and facilities. The Tisbury Community Area is made up of 16 rural parishes in the south west of Wiltshire. Tisbury, a market town, is the most prominent in the region. The Mere Community Area covers mainly rural countryside in the south west of Wiltshire. It is dominated by one settlement, the ancient market town of Mere, and comprises seven parishes.

Table 13.1: Population in South West Wiltshire

Area (43,248 hectares)	Current population	Future population (ONS-based 2038 projections)	Housing growth (dwellings) in Local Plan (2020-2038)
South West Wiltshire	23,279	24,604	765

Table 13.2: Pitch sport team numbers in South West Wiltshire

Sport	Team gender	Age band	No. of teams	Current population
Football	Mens	16-45	5	2,903
Football	Womens	16-45	0	2,956
Football	Boys	12-15	5	502
Football	Girls	12-15	1	498
Football	Boys	10-11	1	286
Football	Girls	10-11	2	260
Football	Mixed	8-9	4	544
Football	Mixed	6-7	4	462
Cricket	Mens	18-55	19	4,211
Cricket	Womens	18-55	0	4,441
Cricket	Boys	7-18	5	1,506
Cricket	Girls	7-18	0	1,457
Rugby Union	Mens	19-45	1	2,604
Rugby Union	Womens	19-45	0	2,633
Rugby Union	Boys	13-18	0	664
Rugby Union	Girls	13-18	0	686
Rugby Union	Mixed	7-12	0	1,612
Rugby League	Mens	19-45	0	2,604
Rugby League	Womens	19-45	0	2,633
Rugby League	Boys	12-18	0	797
Rugby League	Girls	12-18	0	822
Rugby League	Mixed	7-11	0	1,341
Hockey	Mens	17-55	0	4,314
Hockey	Womens	17-55	0	4,546
Hockey	Boys	14-16	0	332
Hockey	Girls	14-16	0	329
Hockey	Boys	11-13	0	406
Hockey	Girls	11-13	0	435
Hockey	Mixed	5-10	0	1,463



**WILTSHIRE COUNCIL**  
**PLAYING PITCH STRATEGY – COMMUNITY AREA PROFILES**

**Key grass pitch sport sites**

Table 13.3: Key grass pitch sites in South West Wiltshire and their pitches

Site ID	Site name	Adult football	Youth 11v11 football	Youth 9v9 football	Mini 7v7 football	Mini 5v5 football	Cricket squares	Senior rugby	Junior rugby	Mini rugby
113	Duchy Manor	-	-	1	1	-	1	-	-	-
218	Netherhampton Road	2	-	-	-	-	-	1	-	-

**AGP provision**

Table 13.4: AGPs identified in South West Wiltshire

Site ID	Site name	Community use	Number of pitches	Pitch size	Sports lighting?	Pitch surface	Pitch quality
263	Sandroyd School	No	1	Half Size	No	Sand Filled	Poor

**Sport by sport overview**

- ◆ **Football** – overplay is identified on adult pitches at Mere Peace Memorial Sports & Recreational Ground and Netherhampton Road and actual spare capacity is identified on youth 9v9 pitches at Mere Peace Memorial Sports & Recreational Ground. No additional teams are expected to be generated through population growth alone. Key clubs identified in the area include Salisbury FC Youth and Mere Town football clubs.
- ◆ **3G** – with no 3G pitches currently provided in South West Wiltshire, there is deemed to be a shortfall of 0.5 full size 3G pitches based on the FA’s training model.
- ◆ **Cricket** – actual spare capacity is identified at varying levels for all peak cricket times in South West Wiltshire. Chalke Valley, Dinton, Kilmington & Stourton and Steeple Langford cricket clubs are identified as key clubs in the area.
- ◆ **Rugby** – actual spare capacity of 0.5 match equivalent sessions is identified at Netherhampton Road. The pitch is home to Wheatsheaf Cabin Crew RUFC, the only Club in the area.
- ◆ **Hockey** – no hockey suitable AGPs are available in South West Wiltshire although no demand is identified in the area.

**Population growth**

Based on population projections to 2038 (the period to which this assessment projects population based future demand), Sport England’s Playing Pitch Calculator can estimate the likely additional demand for grass rugby union pitches that will arise from any growth. This is by using the current and future populations in each of the relevant age groups together with the current team numbers, with team generation rates then established to understand how much growth is required to establish one new team.

For reference, the total current population in Wiltshire of 515,363 will increase to 541,068 by 2038. This is an increase of 25,704 people. The table below shows the number of new teams projected to be generated by the new population in South West Wiltshire and the requisite match equivalent sessions it will create. Please, however, note that this does include population increases linked to housing growth, which is instead covered separately following the table.

Table 13.5: South West Wiltshire team generation rates

Sport	Team Gender	Team generation rate	Population Increase	Additional teams	Additional matches per week	Additional pitches required <sup>15</sup>
Football	Mens	580.54	163.66	0.28	0.14	0.07
Football	Womens	-	166.68	-	-	-
Football	Boys	100.47	28.32	0.28	0.14	0.07
Football	Girls	498.30	28.09	0.06	0.03	0.01
Football	Boys	286.04	16.13	0.06	0.03	0.01
Football	Girls	130.01	14.66	0.11	0.06	0.03
Football	Mixed	135.88	30.64	0.23	0.11	0.03
Football	Mixed	115.50	26.05	0.23	0.11	0.03

<sup>15</sup> Assuming additional pitches provided would be of standard quality.



**WILTSHIRE COUNCIL**  
**PLAYING PITCH STRATEGY – COMMUNITY AREA PROFILES**

Sport	Team Gender	Team generation rate	Population Increase	Additional teams	Additional matches per week	Additional pitches required <sup>15</sup>
Cricket	Mens	221.63	237.41	1.07	0.54	0.13
Cricket	Womens	-	250.36	-	-	-
Cricket	Boys	301.16	84.90	0.28	0.14	0.04
Cricket	Girls	-	82.13	-	-	-
Rugby Union	Mens	2604.31	146.83	0.06	0.03	0.01
Rugby Union	Womens	-	148.44	-	-	-
Rugby Union	Boys	-	37.45	-	-	-
Rugby Union	Girls	-	38.66	-	-	-
Rugby Union	Mixed	-	90.86	-	-	-
Rugby League	Mens	-	146.83	-	-	-
Rugby League	Womens	-	148.44	-	-	-
Rugby League	Boys	-	44.96	-	-	-
Rugby League	Girls	-	46.35	-	-	-
Rugby League	Mixed	-	75.60	-	-	-
Hockey	Mens	-	243.22	-	-	-
Hockey	Womens	-	256.28	-	-	-
Hockey	Boys	-	18.71	-	-	-
Hockey	Girls	-	18.55	-	-	-
Hockey	Boys	-	22.87	-	-	-
Hockey	Girls	-	24.51	-	-	-
Hockey	Mixed	-	82.47	-	-	-

Page 361

As seen in the table above, one additional senior men’s cricket team is expected to be generated through population growth alone in the South West Wiltshire Analysis Area.

**Housing growth**

The anticipated population increase over the 14 year period (2038) equates to 1.04 match equivalent sessions of demand per week for grass pitch sports, zero match equivalent sessions on hockey suitable AGP and 21.08 match equivalent sessions of demand per season for cricket. Training demand equates to 1.98 hours of use per week for football on 3G pitches and zero hours on hockey suitable AGP.

Table 13.6: Demand for grass pitch sports generated from a population increase of 1,760.

Pitch sport	Estimated demand by sport	
	Match demand per week	Training demand
Adult football	0.25	1.98 hours
Youth football	0.40	As above
Mini soccer	0.33	As above
Rugby union	0.05	0.05 equivalent sessions
Rugby league	0.00	0.00 match equivalent sessions
Adult hockey	0.00	0.00 hours
Junior & mixed hockey	0.00	0.00 hours
Cricket	21.08	-

The table below translates estimated demand into new pitch provision with associated capital and lifestyle costs.

**WILTSHIRE COUNCIL**  
**PLAYING PITCH STRATEGY – COMMUNITY AREA PROFILES**

Table 13.7: Estimated demand and costs for new pitch provision

Pitch type	Estimated demand and costs for new pitches			Changing rooms	
	Number of pitches to meet demand	Capital cost	Lifecycle Cost (per annum)	Number	Capital cost
Adult football	0.25	£28,609	£5,636	0.51	£102,084
Youth football	0.40	£36,557	£7,385	0.55	£109,944
Mini soccer	0.33	£10,231	£2,026	0.00	£0
Rugby union	0.05	£8,504	£1,573	0.10	£20,229
Rugby league	0.00	£0	£0	0.00	£0
Cricket	0.50	£176,468	£32,470	1.00	£200,764
Sand AGPs	0.00	£0	£0	0.00	£0
3G pitches	0.05	£60,438	£1,778	0.10	£20,809
<b>Total</b>	<b>1.59</b>	<b>£320,807</b>	<b>£50,867</b>	<b>2.27</b>	<b>£453,829</b>

Overall, an additional 1.59 pitches would be required to meet additional demand arising from a population increase of 1,760. This would require an expected capital cost of £320,807 and a lifecycle cost per annum of £50,867.

**Action Plan**

Site ID	Site	Postcode	Sport	Management	Current status	Recommended actions	Partners	Site hierarchy tier	Priority	Timescales	Cost	Aim
36	Bishopstone Recreation Ground	SP5 4DF	Football (Recreational)	Council	One adult pitch not actively marked with a one set of posts. Used for recreational demand.	Explore the feasibility of bringing the pitch back into use for affiliated demand from the community.	FA, FF, WFA	Local	L	L	L	Protect
62	Castle Meadow Playing Field	SP2 0HG	Football	Wilton Town Council	One poor quality adult pitch that has spare capacity discounted due to poor pitch quality. The site is serviced with poor quality ancillary facilities.	Consider potential rationalisation of provision to contribute to a hub site. If not feasible improve pitch quality with enhanced levels of maintenance.	FA, FF, WFA, Town Council	Local	L	L	L	Protect Enhance
62	Castle Meadow Playing Field	SP2 0HG	Cricket	Wilton Town Council	A standalone NTP.	Sustain quality with appropriate maintenance based on levels of demand.	ECB, WCB, Parish Council	Local	L	L	L	Protect
64	Chalke Valley Sports Centre	SP5 5DX	Football (Disused)	Council	One disused adult pitch with the site currently actively used for cricket.	No action required	FA, FF, WFA	Local	-	-	-	-
64	Chalke Valley Sports Centre	SP5 5DX	Cricket	Council	A standalone NTP.	Sustain quality with appropriate maintenance based on levels of demand.	ECB, WCB	Local	L	L	L	Protect
106	Dinton Recreation Ground	SP3 5HH	Cricket	Sports Club	A good quality eight wicket grass square accompanied by an NTP. Square has spare capacity to accommodate additional demand. Used by Dinton CC.	Sustain square quality with appropriate maintenance. Look to utilise spare capacity to accommodate future demand/alleviate shortfalls on other sites.	ECB, WCB, Sports Club	Local	L	S	L	Protect
106	Dinton Recreation Ground	SP3 5HH	Rugby Union (Disused)	Sports Club	One disused senior pitch which now just has a solitary set of posts and no line markings. However, the site is still actively used for cricket.	Explore feasibility of bringing the playing field back into use given local shortfalls and ensure replacement provision is provided in line with national planning policy should a proposal come forward that will result in permanent loss.	RFU, Sports Club	Local	L	L	L	Protect

**WILTSHIRE COUNCIL**  
**PLAYING PITCH STRATEGY – COMMUNITY AREA PROFILES**

Site ID	Site	Postcode	Sport	Management	Current status	Recommended actions	Partners	Site hierarchy tier	Priority	Timescales	Cost	Aim
107	Donhead Sports Club	SP7 0PL	Football	Sports Club	One poor quality adult pitch that has spare capacity discounted due to poor pitch quality.	Improve quality to establish actual spare capacity for clubs.	FA, FF, WFA, Sports Club	Local	M	S	L	Protect Enhance
107	Donhead Sports Club	SP7 0PL	Cricket	Sports Club	A standalone NTP.	Sustain quality with appropriate maintenance based on levels of demand.	ECB, WCB, Sports Club	Local	L	L	L	Protect
113	Duchy Manor	BA12 6EW	Football	Mere Town Council	One youth 11v11 pitch and one mini 7v7 pitch, both of which are poor quality and have spare capacity discounted due to poor pitch quality.	Consider potential rationalisation of provision to contribute to a hub site. If not feasible improve pitch quality with enhanced levels of maintenance.	FA, FF, WFA, Town Council	Local	L	L	L	Protect Enhance
113	Duchy Manor	BA12 6EW	Cricket	Mere Town Council	A standard quality nine wicket square that has spare capacity to accommodate additional demand. Square is accompanied by a NTP and is used by Mere CC and Kilmington & Stourton CC.	Sustain square quality with appropriate maintenance. Look to utilise spare capacity to accommodate future demand/alleviate shortfalls on other sites.	ECB, WCB, Town Council	Local	L	S	L	Protect
166	Kilmington & Stourton Cricket Club	BA12 6QF	Cricket	Sports Club	A good quality square with ten wickets accompanied an NTP. Square has spare capacity for additional demand. Site has poor quality practice facilities.	Sustain square quality with appropriate maintenance. Look to utilise spare capacity to accommodate future demand/alleviate shortfalls on other sites. Explore options to improve poor quality practice provision.	ECB, WCB, Sports Club	Local	L	S	L	Protect
178	Langford Recreation Ground	SP3 4ND	Cricket	Sports Club	A good quality square with 12 wickets that has spare capacity to accommodate additional demand. Used by Steeple Langford CC which aspires to improve poor quality ancillary provision. The Club suggests this could be a replacement of its current provision.	Sustain square quality with appropriate maintenance. Look to utilise spare capacity to accommodate future demand/alleviate shortfalls on other sites. Explore options to improve poor quality ancillary provision.	ECB, WCB, Sports Club	Local	M	M	M-H	Protect Enhance
206	Mere Peace Memorial Sports & Recreation Ground	BA12 6EP	Football	Council	One poor quality adult pitch and one standard quality youth 9v9 pitch. The former is overplayed by one match equivalent session per week, whilst the latter has actual spare capacity amounting to one match equivalent session per week. The site is serviced with poor quality ancillary facilities.	Improve quality to alleviate overplay where it exists. Utilise actual spare capacity where it exists, via the transfer of demand from overplayed sites or via future demand. Explore feasibility of improving the site's ancillary provision.	FA, FF, WFA	Local	M	M	M	Protect Enhance
218	Netherhampton Road	SP2 8NP	Football	Council	Two standard quality adult pitches (over marked by youth pitches) and home to Salisbury Town Youth FC. Overplayed by two match equivalent sessions per week. Accompanied by good quality ancillary provision.	Support the Sports Association with the Home Advantage Programme bid and Community Asset Transfer to secure tenure. Upgrade ancillary facilities and improve pitch quality to alleviate overplay.	FA, FF, WFA	Local	H	L	H	Protect Enhance Provide

**WILTSHIRE COUNCIL**  
**PLAYING PITCH STRATEGY – COMMUNITY AREA PROFILES**

Site ID	Site	Postcode	Sport	Management	Current status	Recommended actions	Partners	Site hierarchy tier	Priority	Timescales	Cost	Aim
218	Netherhampton Road	SP2 8NP	Rugby Union	Council	One standard quality senior pitch. Pitch has actual spare capacity. Accompanied by good quality ancillary provision.	Support the Sports Association with the Home Advantage Programme bid and Community Asset Transfer to secure tenure. Improve pitch quality with enhanced levels of maintenance. Look to improve ancillary provision offer onsite.	RFU Council	Local	M	M	L	Protect Enhance
231	Oneschool Global UK Salisbury Campus	SP2 0JE	Football	Education	Two youth 9v9 pitches and one mini 5v5 pitch, both of which are poor quality and unavailable for community use.	Improve quality and explore community use options.	FA, FF, WFA, Education	Local	L	S	L	Protect Enhance
263	Sandroyd School	SP5 5QD	Football	Education	Two good quality youth 11v11 pitches that are unavailable for community use.	Explore community use options.	FA, FF, WFA, Education	Local	L	S	L	Protect
263	Sandroyd School	SP5 5QD	Cricket	Education	Three good quality grass cricket squares none of which are available for community use.	Sustain quality as appropriate to meet curricular and extracurricular demand.	ECB, WCB, Education	Local	L	L	L	Protect
263	Sandroyd School	SP5 5QD	Hockey	Education	One smaller size pitch that is available for community use but is without sports lighting.	Explore sports lighting potential.	EH, Education	Local	L	S	L	Protect Enhance
344	Tisbury Lower Recreation Ground	SP3 6JR	Football	Sports Club	One standard quality adult pitch.	Sustain quality.	FA, FF, WFA, Sports Club	Local	L	L	L	Protect
382	Zeals Recreation Ground	BA12 6LL	Football (Recreational)	Council	One youth 11v11 pitch not actively marked with a set of posts. Used for recreational demand.	Explore the feasibility of bringing the pitch back into use for affiliated demand from the community.	FA, FF, WFA	Local	L	L	L	Protect
385	Cleeves Farm, Chilmark	SP3 5AY	Cricket	Unknown	A standard quality square with four wickets played to capacity. Used by Chilmark CC.	Improve square quality with enhanced levels of maintenance.	ECB, WCB	Local	L	S	L	Protect Enhance
386	Stop Lane	SP3 6EZ	Cricket	Private	A good quality square with nine wickets. Unsecure tenure means there is no additional capacity. Annually rented by Fonthill Park CC.	Sustain quality with appropriate maintenance. Look to secure long term tenure for Fonthill Park CC.	ECB, WCB, Private	Local	M	S	L	Protect Provide
395	Chalke Valley Cricket Club	SP5 5BA	Cricket	Sports Club	One standard quality grass square with five wickets accompanied by and NTP. Site also has a standalone NTP. The grass square is overplayed by eight match equivalent sessions.	Improve square quality with enhanced levels of maintenance on order to alleviate overplay.	ECB, WCB, Sports Club	Local	M	S	L	Protect Enhance
-	Compton Chamberlayne Cricket Field	-	Cricket (Disused)	Council	Compton Chamberlayne Cricket Field is a disused site that previously contained eight grass wickets. It has not been maintained for cricket since circa 2011.	Explore feasibility of bringing the playing field back into use given local shortfalls and ensure replacement provision is provided in line with national planning policy should a proposal come forward that will result in permanent loss.	ECB, WCB	Local	L	L	L	Protect

**WILTSHIRE COUNCIL**  
**PLAYING PITCH STRATEGY – COMMUNITY AREA PROFILES**

Site ID	Site	Postcode	Sport	Management	Current status	Recommended actions	Partners	Site hierarchy tier	Priority	Timescales	Cost	Aim
-	Fovant Cricket Club	-	Cricket (Disused)	Council	Fovant Cricket Club is an entirely disused site that is under private ownership and now maintained as private gardens. The site previously provided an eight wicket square and was last maintained for cricket in 2014.	Explore feasibility of bringing the playing field back into use given local shortfalls and ensure replacement provision is provided in line with national planning policy should a proposal come forward that will result in permanent loss.	ECB, WCB	Local	L	L	L	Protect

# WILTSHIRE COUNCIL PLAYING PITCH STRATEGY – COMMUNITY AREA PROFILES

## Area 14: Southern Wiltshire

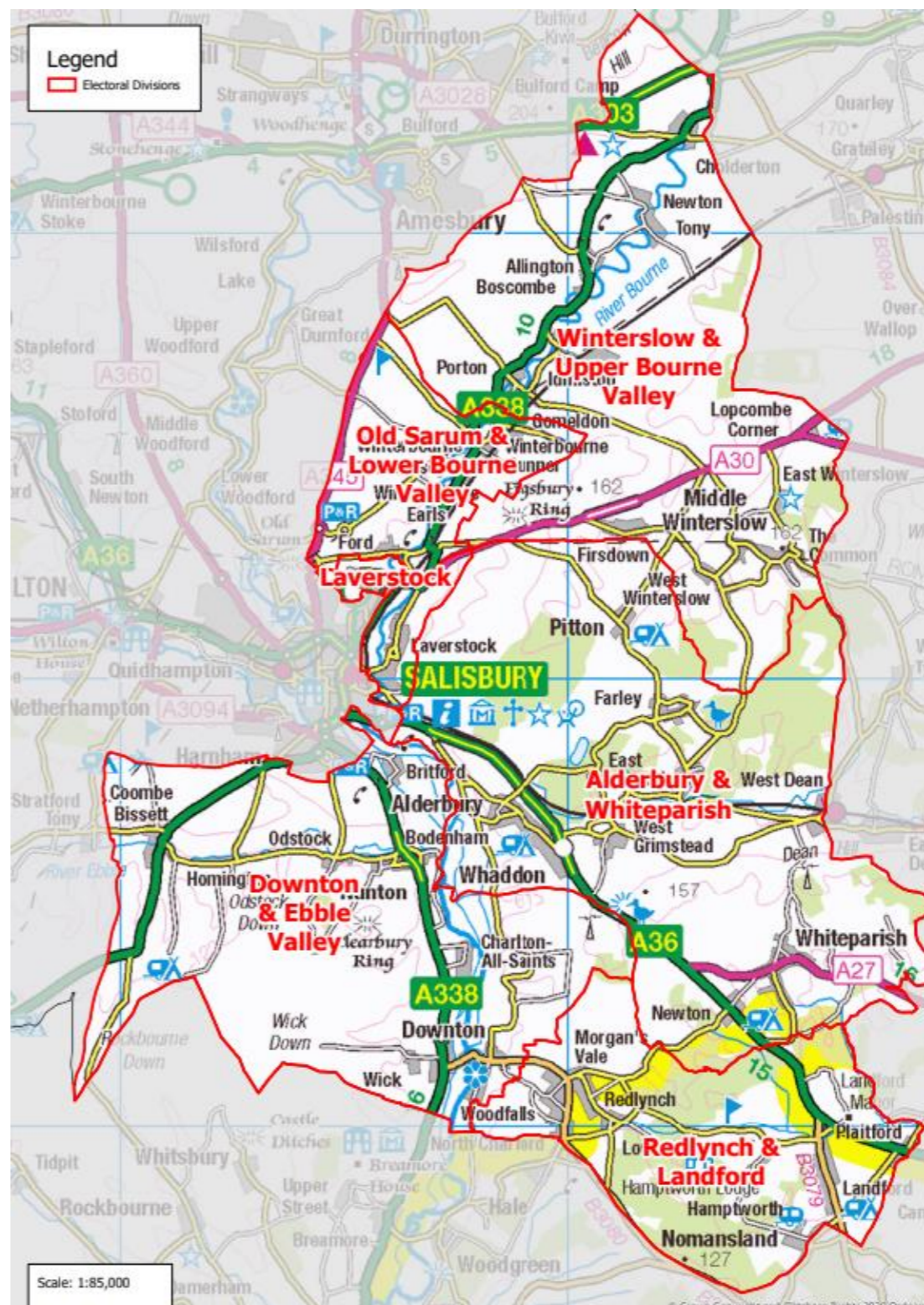
The Southern Wiltshire Community Board Area sits in the south-east corner of Wiltshire where the chalk of the Salisbury Plain dips down to form the Hampshire Basin with its surface sands and gravels. The area's heritage is significant. There is no principal settlement although the area is peppered with smaller settlements, including Laverstock, Ford, and Downton. It has proximity to Salisbury within Wiltshire, but also to Southampton in the south east.

Table 14.1: Population in Southern Wiltshire

Area (21,957 hectares)	Current population	Future population (ONS-based 2038 projections)	Housing growth (dwellings) in Local Plan (2020-2038)
Southern Wiltshire	33,947	35,880	542

Table 14.2: Pitch sport team numbers in Southern Wiltshire

Sport	Team gender	Age band	No. of teams	Current population
Football	Mens	16-45	22	5,021
Football	Womens	16-45	1	5,160
Football	Boys	12-15	11	921
Football	Girls	12-15	2	932
Football	Boys	10-11	10	423
Football	Girls	10-11	2	449
Football	Mixed	8-9	10	940
Football	Mixed	6-7	7	847
Cricket	Mens	18-55	12	6,923
Cricket	Womens	18-55	3	7,243
Cricket	Boys	7-18	8	2,626
Cricket	Girls	7-18	0	2,639
Rugby Union	Mens	19-45	0	4,430
Rugby Union	Womens	19-45	0	4,579
Rugby Union	Boys	13-18	0	1,269
Rugby Union	Girls	13-18	0	1,261
Rugby Union	Mixed	7-12	0	2,733
Rugby League	Mens	19-45	0	4,430
Rugby League	Womens	19-45	0	4,579
Rugby League	Boys	12-18	0	1,512
Rugby League	Girls	12-18	0	1,514
Rugby League	Mixed	7-11	0	2,238
Hockey	Mens	17-55	0	7,114
Hockey	Womens	17-55	0	7,445
Hockey	Boys	14-16	0	672
Hockey	Girls	14-16	0	659
Hockey	Boys	11-13	0	700
Hockey	Girls	11-13	0	716
Hockey	Mixed	5-10	0	2,577



**Key grass pitch sport sites**

Table 14.3: Key grass pitch sites in Southern Wiltshire and their pitches

Site ID	Site name	Adult football	Youth 11v11 football	Youth 9v9 football	Mini 7v7 football	Mini 5v5 football	Cricket squares	Senior rugby	Junior rugby	Mini rugby
3	Alderbury Football Club	1	-	2	2	1	-	-	-	-
24	Barrys Field	1	2	2	3	3	-	-	-	-
254	Redlynch Recreation Ground	2	-	-	-	-	1	-	-	-

**AGP provision**

No AGPs are identified in the Southern Wiltshire Analysis Area.

**Sport by sport overview**

- ◆ **Football** – overplay is identified on adult pitches across six sites whilst actual spare capacity is identified on youth 9v9, mini 7v7 and mini 5v5 pitches at three sites. Youth 11v11 pitches are played to capacity at peak time. One additional adult team is expected to be generated through population growth alone. Key clubs identified in the area include Alderbury, Clarendon Juniors, Downton Youth and Laverstock & Ford Youth football clubs.
- ◆ **3G** – with no 3G pitches currently provided in Southern Wiltshire, there is deemed to be a shortfall of 1.5 full size 3G pitches based on the FA’s training model.
- ◆ **Cricket** – actual spare capacity is identified at varying levels for Sunday and midweek cricket in Southern Wiltshire. Squares are played to capacity on Saturdays. Farley, Redlynch and Hale, Whiteparish and Winterbourne cricket clubs are identified as key clubs in the area.
- ◆ **Rugby** – no community available rugby union pitches are identified although no community demand is identified in the area.
- ◆ **Hockey** – no hockey suitable AGPs are available in Southern Wiltshire although no demand is identified in the area.

**Population growth**

Based on population projections to 2038 (the period to which this assessment projects population based future demand), Sport England’s Playing Pitch Calculator can estimate the likely additional demand for grass rugby union pitches that will arise from any growth. This is by using the current and future populations in each of the relevant age groups together with the current team numbers, with team generation rates then established to understand how much growth is required to establish one new team.

For reference, the total current population in Wiltshire of 515,363 will increase to 541,068 by 2038. This is an increase of 25,704 people. The table below shows the number of new teams projected to be generated by the new population in Southern Wiltshire and the requisite match equivalent sessions it will create. Please, however, note that this does include population increases linked to housing growth, which is instead covered separately following the table.

Table 14.4: Southern Wiltshire team generation rates

Sport	Team Gender	Team generation rate	Population Increase	Additional teams	Additional matches per week	Additional pitches required <sup>16</sup>
Football	Mens	228.25	283.11	1.24	0.62	0.31
Football	Womens	5159.93	290.92	0.06	0.03	0.01
Football	Boys	83.69	51.90	0.62	0.31	0.16
Football	Girls	465.83	52.53	0.11	0.06	0.03
Football	Boys	42.31	23.85	0.56	0.28	0.14
Football	Girls	224.42	25.31	0.11	0.06	0.03
Football	Mixed	93.97	52.98	0.56	0.28	0.07
Football	Mixed	120.97	47.74	0.39	0.20	0.05
Cricket	Mens	576.90	390.31	0.68	0.34	0.08
Cricket	Womens	2414.27	408.35	0.17	0.08	0.02

<sup>16</sup> Assuming additional pitches provided would be of standard quality.

**WILTSHIRE COUNCIL**  
**PLAYING PITCH STRATEGY – COMMUNITY AREA PROFILES**

Sport	Team Gender	Team generation rate	Population Increase	Additional teams	Additional matches per week	Additional pitches required <sup>16</sup>
Cricket	Boys	328.19	148.03	0.45	0.23	0.06
Cricket	Girls	-	148.80	-	-	-
Rugby Union	Mens	-	249.76	-	-	-
Rugby Union	Womens	-	258.19	-	-	-
Rugby Union	Boys	-	71.56	-	-	-
Rugby Union	Girls	-	71.11	-	-	-
Rugby Union	Mixed	-	154.06	-	-	-
Rugby League	Mens	-	249.76	-	-	-
Rugby League	Womens	-	258.19	-	-	-
Rugby League	Boys League	-	85.24	-	-	-
Rugby League	Girls	-	85.34	-	-	-
Rugby League	Mixed	-	126.16	-	-	-
Hockey	Mens	-	401.07	-	-	-
Hockey	Womens	-	419.76	-	-	-
Hockey	Boys	-	37.86	-	-	-
Hockey	Girls	-	37.16	-	-	-
Hockey	Boys	-	39.46	-	-	-
Hockey	Girls	-	40.37	-	-	-
Hockey	Mixed	-	145.29	-	-	-

As seen in the table above, one additional adult football team is expected to be generated through population growth alone in the Southern Wiltshire Analysis Area.

**Housing growth**

The anticipated population increase over the 14 year period (2038) equates to 1.22 match equivalent sessions of demand per week for grass pitch sports, zero match equivalent sessions on hockey suitable AGP and 8.20 match equivalent sessions of demand per season for cricket. Training demand equates to 2.43 hours of use per week for football on 3G pitches and zero hours on hockey suitable AGP.

Table 14.5: Demand for grass pitch sports generated from a population increase of 1,247.

Pitch sport	Estimated demand by sport	
	Match demand per week	Training demand
Adult football	0.48	2.43 hours
Youth football	0.46	As above
Mini soccer	0.28	As above
Rugby union	0.00	0.00 equivalent sessions
Rugby league	0.00	0.00 match equivalent sessions
Adult hockey	0.00	0.00 hours
Junior & mixed hockey	0.00	0.00 hours
Cricket	8.20	-

The table below translates estimated demand into new pitch provision with associated capital and lifestyle costs.

Table 14.6: Estimated demand and costs for new pitch provision

Pitch type	Estimated demand and costs for new pitches			Changing rooms	
	Number of pitches to meet demand	Capital cost	Lifecycle Cost (per annum)	Number	Capital cost
Adult football	0.48	£53,684	£10,576	0.96	£191,553
Youth football	0.46	£41,847	£8,453	0.46	£91,799
Mini soccer	0.28	£8,594	£1,702	0.00	£0



**WILTSHIRE COUNCIL**  
**PLAYING PITCH STRATEGY – COMMUNITY AREA PROFILES**

Pitch type	Estimated demand and costs for new pitches			Changing rooms	
	Number of pitches to meet demand	Capital cost	Lifecycle Cost (per annum)	Number	Capital cost
Rugby union	0.00	£0	£0	0.00	£0
Rugby league	0.00	£0	£0	0.00	£0
Cricket	0.19	£66,292	£12,198	0.38	£75,420
Sand AGPs	0.00	£0	£0	0.00	£0
3G pitches	0.06	£74,367	£2,187	0.13	£25,605
<b>Total</b>	<b>1.47</b>	<b>£244,784</b>	<b>£35,115</b>	<b>1.92</b>	<b>£384,375</b>

Overall, an additional 1.47 pitches would be required to meet additional demand arising from a population increase of 1,247. This would require an expected capital cost of £244,784 and a lifecycle cost per annum of £35,115.

**Action Plan**

Site ID	Site	Postcode	Sport	Management	Current status	Recommended actions	Partners	Site hierarchy tier	Priority	Timescales	Cost	Aim
3	Alderbury Football Club	SP5 3BD	Football/ 3G	Sports Club	One adult pitch, two youth 9v9 pitches, two mini 7v7 pitches and one mini 5v5 pitch, all of which are standard quality. The adult pitch is overplayed by one match equivalent session per week, whilst the remaining pitches have actual spare capacity amounting to three match equivalent sessions per week. Alderbury FC reports that it has recently been undertaking the development of a new clubhouse at Alderbury Football Club. However, the development has not been completed due to a number of reasons.	Consider transferring demand to sites with actual spare capacity or improving the pitch quality to alleviate overplay where it exists. Utilise actual spare capacity where it exists, via the transfer of demand from overplayed sites or via future demand. Support the Club in its plans for ancillary facility development. Explore the opportunity to develop a full size 3G pitch onsite.	FA, FF, WFA, Sports Club	Local	H	M	H	Protect Enhance Provide
24	Barrys Field	SP5 1RL	Football/ 3G	Sports Club	One adult pitch, one youth 9v9 pitch, two mini 7v7 pitches and two mini 5v5 pitches, all of which are poor quality. Two youth 11v11 pitches, one mini 7v7 pitch and one mini 5v5 pitch, all of which are standard quality. One good quality youth 9v9 pitch. One of the youth 9v9 pitches and one of the mini 5v5 pitches have actual spare capacity amounting to 1.5 match equivalent sessions per week. The youth 11v11 pitches are overplayed by 0.5 match equivalent sessions per week.	Consider transferring demand to sites with actual spare capacity or improving the pitch quality to alleviate overplay where it exists. Utilise actual spare capacity where it exists, via the transfer of demand from overplayed sites or via future demand. Explore the opportunity to develop a full size 3G pitch onsite.	FA, FF, WFA, Sports Club	Key Centre	H	L	H	Protect Enhance Provide

**WILTSHIRE COUNCIL**  
**PLAYING PITCH STRATEGY – COMMUNITY AREA PROFILES**

Site ID	Site	Postcode	Sport	Management	Current status	Recommended actions	Partners	Site hierarchy tier	Priority	Timescales	Cost	Aim
24	Barrys Field	SP5 1RL	Cricket (Disused)	Sports Club	Barry's Field Sports Ground ceased providing cricket in 2017 but previously accommodated at nine wicket square.	Explore feasibility of bringing the playing field back into use given local shortfalls and ensure replacement provision is provided in line with national planning policy should a proposal come forward that will result in permanent loss.	ECB, WCB, Sports Club	Key Centre	L	L	L	Protect
49	Brian White Head Sports & Social Club	SP5 3NH	Football	Sports Club	One poor quality adult pitch that is overplayed by 3.5 match equivalent sessions per week. The site is home to Downton FC (Step 6).	Improve quality to alleviate overplay. Ensure the site meets the minimum requirements to progress through the football pyramid.	FA, FF, WFA, Sports Club	Local	M	S	L	Protect Enhance
84	Coronation Field (Farley)	SP5 1AH	Cricket	Sports Club	A good quality eight wicket square that has capacity to accommodate additional demand. Leased to Farley CC which reports onsite ancillary provision to be inadequate. The Club is hoping to secure funding to upgrade the facilities.	Sustain square quality with appropriate maintenance. Assist the Club, where possible, in securing funding to improve its ancillary provision.	ECB, WCB, Sports Club	Local	M	M	M	Protect Enhance
112	DSTL Porton Down	SP4 0JQ	Football	MOD	One standard quality adult pitch that is unavailable for community use.	Explore community use options.	FA, FF, WFA, MOD	Local	L	S	L	Protect
139	Greentrees Primary School (Junior Site)	SP1 3PG	Football	Education	Two poor quality mini 5v5 pitches that are unavailable for community use.	Improve quality to better accommodate curricular and extra-curricular demand.	FA, FF, WFA, Education	Local	L	S	L	Protect Enhance
177	Landford Recreation Ground	SP5 2AJ	Football (Disused)	Landford Parish Council	One disused youth 11v11 pitch with the site currently actively used for cricket.	Explore feasibility of bringing the playing field back into use given local shortfalls and ensure replacement provision is provided in line with national planning policy should a proposal come forward that will result in permanent loss.	FA, FF, Parish Council	Local	L	L	L	Protect
177	Landford Recreation Ground	SP5 2AJ	Cricket	Landford Parish Council	A standalone NTP.	Sustain quality with appropriate maintenance based on levels of demand.	ECB, WCB, Parish Council	Local	L	L	L	Protect
181	Laverstock & Ford Sports Club	SP1 1QX	Football	Sports Club	One adult pitch and one youth 9v9 pitch, both of which are standard quality. The former is overplayed by 1.5 match equivalent sessions per week, whilst the latter has actual spare capacity amounting to one match equivalent session per week. The site is home to Laverstock & Ford FC (Step 5).	Consider transferring demand to sites with actual spare capacity or improving the pitch quality to alleviate overplay. Ensure the site meets the minimum requirements to progress through the football pyramid.	FA, FF, WFA, Sports Club	Local	M	S	L	Protect Enhance

**WILTSHIRE COUNCIL**  
**PLAYING PITCH STRATEGY – COMMUNITY AREA PROFILES**

Site ID	Site	Postcode	Sport	Management	Current status	Recommended actions	Partners	Site hierarchy tier	Priority	Timescales	Cost	Aim
220	Nomansland Recreation Ground	SP5 2BY	Football	Community Organisation	One mini 7v7 pitch and one mini 5v5 pitch, both of which are poor quality and have actual spare capacity discounted due to poor pitch quality. The site is serviced with poor quality ancillary facilities.	Improve quality to establish actual spare capacity. Explore feasibility of improving the site's ancillary provision.	FA, FF, WFA, Community Organisation	Local	M	M	M	Protect Enhance
225	Nunton Recreation Ground	SP5 4HZ	Football	Sports Club	One poor quality adult pitch that is overplayed by 1.5 match equivalent sessions per week. The site is serviced with poor quality ancillary facilities. Downton Youth FC aspires refurbish the clubhouse and its toilets.	Improve quality to establish actual spare capacity. Explore feasibility of improving the site's ancillary provision via the Club's aspirations.	FA, FF, WFA, Sports Club	Local	M	M	M	Protect Enhance
239	Pitton C of E Primary School	SP5 1DT	Football	Education	Two poor quality mini 5v5 pitches that are unavailable for community use.	Improve quality to better accommodate curricular and extra-curricular demand.	FA, FF, WFA, Education	Local	L	S	L	Protect Enhance
254	Redlynch Recreation Ground	SP5 2LN	Football	Redlynch Playing Field Association	Two poor quality adult pitches that are overplayed by 0.5 match equivalent sessions per week. The site is serviced with poor quality ancillary facilities.	Improve quality to alleviate overplay. Explore feasibility of improving the site's ancillary provision.	FA, FF, WFA, Redlynch Playing Field Association	Local	M	M	M	Protect Enhance
254	Redlynch Recreation Ground	SP5 2LN	Cricket	Redlynch Playing Field Association	A standard quality square with 14 grass wickets accompanied by an NTP. Rented annually by Redlynch & Hale CC. The Club aspires to install hybrid wickets and improve changing facilities.	Sustain square quality with appropriate maintenance. Assist the Club, where possible, with its plans for hybrid wickets and improvements to changing rooms.	ECB, WCB, Redlynch Playing Field Association	Local	M	M	M	Protect Enhance
260	Salisbury Football Club	SP4 6PU	Football	Sports Club	One standard quality adult pitch. The pitch is home to Salisbury FC (Step 3).	Improve quality. Ensure the site meets the minimum requirements to progress through the football pyramid.	FA, FF, WFA, Sports Club	Local	M	S	L	Protect Enhance
289	St Andrews C of E Primary School	SP1 1QX	Football	Education	Two poor quality youth 11v11 pitches that are unavailable for community use.	Improve quality and explore community use options.	FA, FF, WFA, Education	Local	L	S	L	Protect Enhance
337	The Trafalgar School at Downton	SP5 3HN	Football	Education	Two adult pitches and two mini 7v7 pitches, all of which are poor quality and unavailable for community use.	Improve quality and explore community use options.	FA, FF, WFA, Education	Local	L	S	L	Protect Enhance
337	The Trafalgar School at Downton	SP5 3HN	Cricket	Education	One standalone NTP that's not available for community use.	Sustain quality as appropriate and retain as current use.	ECB, WCB, Education	Local	L	L	L	Protect
337	The Trafalgar School at Downton	SP5 3HN	Rugby Union	Education	One poor quality senior pitch unavailable for community use.	Improve quality with enhanced levels of maintenance for continued school use.	RFU, Education	Local	L	L	L	Protect Enhance
371	Whiteparish Memorial Ground	SP5 2SU	Football	Whiteparish Parish Council	One poor quality adult pitch that has spare capacity discounted due to poor pitch quality.	Improve quality to establish actual spare capacity.	FA, FF, WFA, Parish Council	Local	M	S	L	Protect Enhance

**WILTSHIRE COUNCIL**  
**PLAYING PITCH STRATEGY – COMMUNITY AREA PROFILES**

Site ID	Site	Postcode	Sport	Management	Current status	Recommended actions	Partners	Site hierarchy tier	Priority	Timescales	Cost	Aim
371	Whiteparish Memorial Ground	SP5 2SU	Cricket	Whiteparish Parish Council	A good quality square with six wickets that does not have capacity to accommodate additional demand. Leased on an annual basis to Whiteparish CC.	Sustain quality with appropriate maintenance.	ECB, WCB, Sports Club	Local	L	L	L	Protect
378	Winterbourne Earls CE Primary School	SP4 6HA	Football	Education	One poor quality mini 7v7 pitch that is unavailable for community use.	Improve quality to better accommodate curricular and extra-curricular demand.	FA, FF, WFA, Education	Local	L	S	L	Protect Enhance
393	Portway	SP4 6JL	Cricket	Sports Club	A good quality square with nine wickets. Used by Winterbourne CC.	Sustain square quality with appropriate maintenance.	ECB, WCB, Sports Club	Local	L	L	L	Protect

# WILTSHIRE COUNCIL PLAYING PITCH STRATEGY – COMMUNITY AREA PROFILES

## Area 15: Tidworth

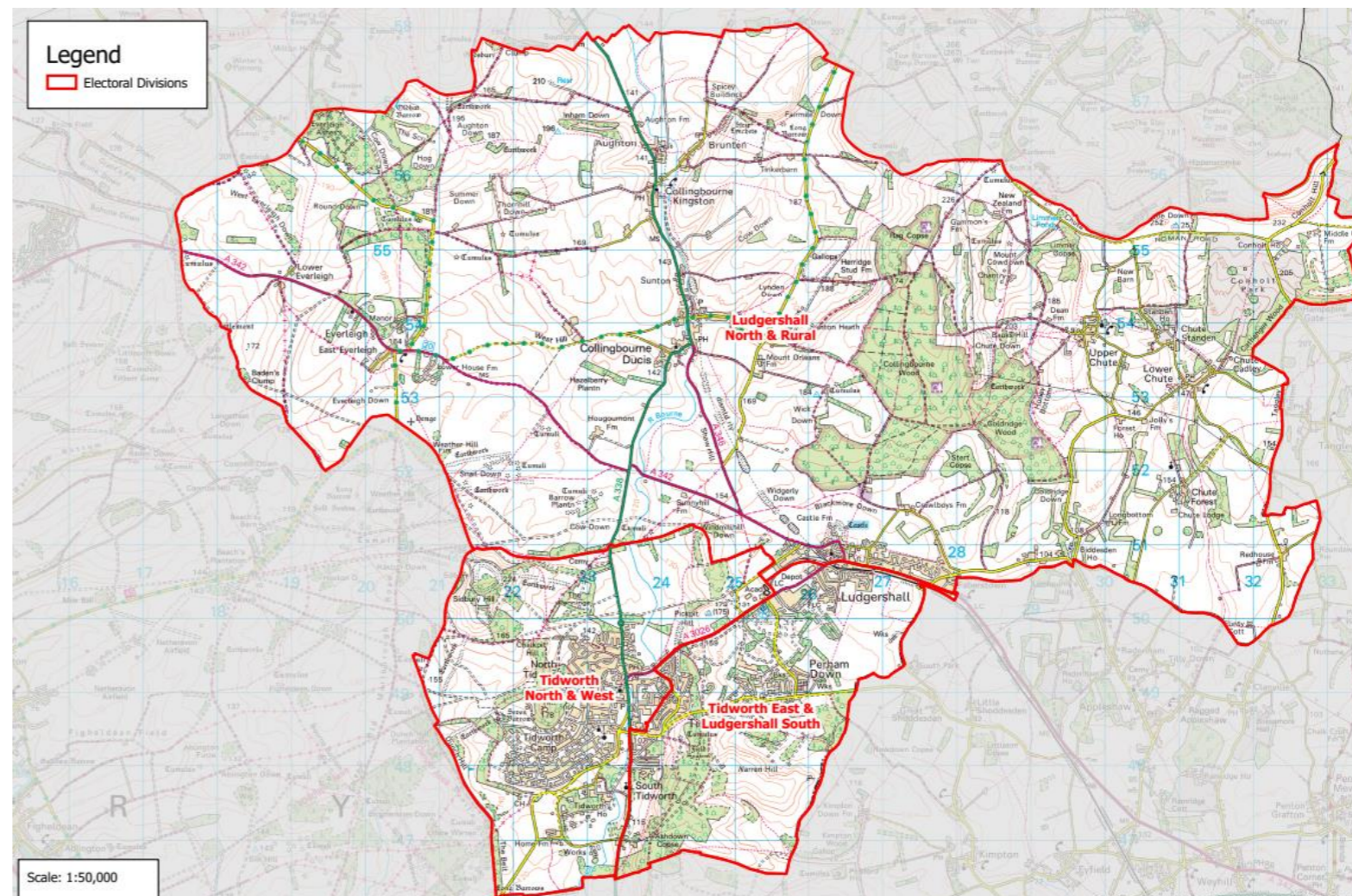
The Tidworth Community Area covers rural countryside in the east of the County of Wiltshire bordering the County of Hampshire. There are two main settlements, Ludgershall, characterised by its castle, and the town of Tidworth. The town of Tidworth came into being with the acquisition by the Army in 1897 of large tracts of Salisbury Plain as a training ground. Since then the area has been dominated by the Army and the Tidworth, Netheravon and Bulford Garrison is one of the largest garrisons in the UK.

Table 15.1: Population in Tidworth

Area (18,307 hectares)	Current population	Future population (ONS-based 2038 projections)	Housing growth (dwellings) in new Local Plan (2020-2038)
Tidworth	19,130	20,219	2,410

Table 15.2: Pitch sport team numbers in Tidworth

Sport	Team gender	Age band	No. of teams	Current population
Football	Mens	16-45	5	5,287
Football	Womens	16-45	0	4,023
Football	Boys	12-15	11	496
Football	Girls	12-15	1	517
Football	Boys	10-11	4	300
Football	Girls	10-11	1	306
Football	Mixed	8-9	5	652
Football	Mixed	6-7	3	677
Cricket	Mens	18-55	5	5,959
Cricket	Womens	18-55	1	4,741
Cricket	Boys	7-18	0	1,786
Cricket	Girls	7-18	0	1,613
Rugby Union	Mens	19-45	0	4,808
Rugby Union	Womens	19-45	0	3,710
Rugby Union	Boys	13-18	0	848
Rugby Union	Girls	13-18	0	683
Rugby Union	Mixed	7-12	0	1,866
Rugby League	Mens	19-45	0	4,808
Rugby League	Womens	19-45	0	3,710
Rugby League	Boys	12-18	0	974
Rugby League	Girls	12-18	0	814
Rugby League	Mixed	7-11	0	1,606
Hockey	Mens	17-55	3	6,048
Hockey	Womens	17-55	3	4,852
Hockey	Boys	14-16	0	369
Hockey	Girls	14-16	0	327
Hockey	Boys	11-13	0	427
Hockey	Girls	11-13	0	436
Hockey	Mixed	5-10	0	1,982



**WILTSHIRE COUNCIL**  
**PLAYING PITCH STRATEGY – COMMUNITY AREA PROFILES**

**Key grass pitch sport sites**

Table 15.3: Key grass pitch sites in Tidworth and their pitches

Site ID	Site name	Adult football	Youth 11v11 football	Youth 9v9 football	Mini 7v7 football	Mini 5v5 football	Cricket squares	Senior rugby	Junior rugby	Mini rugby
342	Tidworth Oval	1	-	-	-	-	-	-	-	-
343	Tidworth Town FC Homeground	2	-	1	1	1	-	-	-	-

**AGP provision**

Table 15.4: AGPs identified in Tidworth

Site ID	Site name	Community use	Number of pitches	Pitch size	Sports lighting?	Pitch surface	Pitch quality
340	The Wellington Academy	Yes	1	Full Size	Yes	Medium Pile 3G	Poor
342	Tidworth Oval	Yes	1	Full Size	Yes	Long Pile 3G	Standard
342	Tidworth Oval	Yes	1	Full Size	Yes	Sand Filled	Good

**Sport by sport overview**

- Football – overplay is identified on adult and youth 9v9 pitches at Lugershall Sports & Social Club Football Ground and Tidworth Town Football Club Homeground whilst all other pitch types are played to capacity. No additional teams are expected to be generated through population growth alone. Key clubs identified in the area include Wilts RTC and Tidworth Town Youth football clubs.
- 3G – with two 3G pitches currently provided in Tidworth, supply is deemed to be adequate in the area.
- Cricket – overplay of varying levels is identified across all peak times for cricket in Tidworth. Collingbourne CC is identified as a key club in the area.
- Rugby – no community available rugby union pitches are identified although no community demand is identified in the area.
- Hockey – Tidworth Oval is the only hockey suitable AGP identified in Tidworth and is played to capacity by Salisbury HC.

**Population growth**

Based on population projections to 2038 (the period to which this assessment projects population based future demand), Sport England’s Playing Pitch Calculator can estimate the likely additional demand for grass rugby union pitches that will arise from any growth. This is by using the current and future populations in each of the relevant age groups together with the current team numbers, with team generation rates then established to understand how much growth is required to establish one new team.

For reference, the total current population in Wiltshire of 515,363 will increase to 541,068 by 2038. This is an increase of 25,704 people. The table below shows the number of new teams projected to be generated by the new population in Tidworth and the requisite match equivalent sessions it will create. Please, however, note that this does include population increases linked to housing growth, which is instead covered separately following the table.

Table 15.5: Tidworth team generation rates

Sport	Team Gender	Team generation rate	Population Increase	Additional teams	Additional matches per week	Additional pitches required <sup>17</sup>
Football	Mens	1057.48	298.11	0.28	0.14	0.07
Football	Womens	-	226.82	-	-	-
Football	Boys	45.06	27.95	0.62	0.31	0.16
Football	Girls	517.34	29.17	0.06	0.03	0.01
Football	Boys	75.04	16.92	0.23	0.11	0.06
Football	Girls	306.41	17.28	0.06	0.03	0.01
Football	Mixed	130.48	36.78	0.28	0.14	0.04

<sup>17</sup> Assuming additional pitches provided would be of standard quality.

**WILTSHIRE COUNCIL**  
**PLAYING PITCH STRATEGY – COMMUNITY AREA PROFILES**

Sport	Team Gender	Team generation rate	Population Increase	Additional teams	Additional matches per week	Additional pitches required <sup>17</sup>
Football	Mixed	225.53	38.15	0.17	0.08	0.02
Cricket	Mens	1191.87	335.99	0.28	0.14	0.04
Cricket	Womens	4741.46	267.33	0.06	0.03	0.01
Cricket	Boys	-	100.71	-	-	-
Cricket	Girls	-	90.94	-	-	-
Rugby Union	Mens	-	271.07	-	-	-
Rugby Union	Womens	-	209.19	-	-	-
Rugby Union	Boys	-	47.82	-	-	-
Rugby Union	Girls	-	38.53	-	-	-
Rugby Union	Mixed	-	105.20	-	-	-
Rugby League	Mens	-	271.07	-	-	-
Rugby League	Womens	-	209.19	-	-	-
Rugby League	Boys	-	54.92	-	-	-
Rugby League	Girls	-	45.92	-	-	-
Rugby League	Mixed	-	90.54	-	-	-
Hockey	Mens	2015.92	340.97	0.17	0.08	0.02
Hockey	Womens	1617.49	273.58	0.17	0.08	0.02
Hockey	Boys	-	20.82	-	-	-
Hockey	Girls	-	18.42	-	-	-
Hockey	Boys	-	24.05	-	-	-
Hockey	Girls	-	24.58	-	-	-
Hockey	Mixed	-	111.76	-	-	-

Page 375

As seen in the table above, no additional teams are expected to be generated through population growth alone in the Tidworth Analysis Area.

**Housing growth**

The anticipated population increase over the 14 year period (2038) equates to 3.58 match equivalent sessions of demand per week for grass pitch sports, 0.69 match equivalent sessions on hockey suitable AGP and 12.76 match equivalent sessions of demand per season for cricket. Training demand equates to 7.16 hours of use per week for football on 3G pitches and 2.07 hours on hockey suitable AGP.

Table 15.6: Demand for grass pitch sports generated from a population increase of 5,543.

Pitch sport	Estimated demand by sport	
	Match demand per week	Training demand
Adult football	0.44	7.16 hours
Youth football	2.34	As above
Mini soccer	0.80	As above
Rugby union	0.00	0.00 equivalent sessions
Rugby league	0.00	0.00 match equivalent sessions
Adult hockey	0.69	2.07 hours
Junior & mixed hockey	0.00	0.00 hours
Cricket	12.76	-

The table below translates estimated demand into new pitch provision with associated capital and lifestyle costs.

**WILTSHIRE COUNCIL**  
**PLAYING PITCH STRATEGY – COMMUNITY AREA PROFILES**

Table 15.7: Estimated demand and costs for new pitch provision

Pitch type	Estimated demand and costs for new pitches			Changing rooms	
	Number of pitches to meet demand	Capital cost	Lifecycle Cost (per annum)	Number	Capital cost
Adult football	0.44	£49,465	£9,745	0.88	£176,502
Youth football	2.34	£214,718	£43,373	3.49	£698,849
Mini soccer	0.80	£24,505	£4,852	0.00	£0
Rugby union	0.00	£0	£0	0.00	£0
Rugby league	0.00	£0	£0	0.00	£0
Cricket	0.32	£112,292	£20,662	0.64	£127,753
Sand AGPs	0.17	£167,172	£4,346	0.35	£69,068
3G pitches	0.19	£219,137	£6,445	0.38	£75,448
<b>Total</b>	<b>4.26</b>	<b>£787,290</b>	<b>£89,423</b>	<b>5.73</b>	<b>£1,147,621</b>

Overall, an additional 4.26 pitches would be required to meet additional demand arising from a population increase of 5,543. This would require an expected capital cost of £787,290 and a lifecycle cost per annum of £89,423.

**Action Plan**

Site ID	Site	Postcode	Sport	Management	Current status	Recommended actions	Partners	Site hierarchy tier	Priority	Timescales	Cost	Aim
16	Arcot Road (Aspire Defence Ground)	SP9 7AH	Football	MOD	Four standard quality adult pitches that are unavailable for community use.	Explore community use options.	FA, FF, WFA, MOD	Local	L	S	L	Protect
16	Arcot Road (Aspire Defence Ground)	SP9 7AH	Rugby Union	MOD	One standard quality senior pitch unavailable for continued use.	Improve pitch quality with enhanced levels of maintenance for continued MOD use.	RFU, MOD	Local	L	L	L	Protect Enhance
82	Collingbourne Ducis Recreation Ground	SN8 3UH	Football (Recreational)	Collingbourne Ducis Parish Council	One youth 11v11 pitch not actively marked with a set of posts. Used for recreational demand. Site actively used for cricket.	Explore the feasibility of bringing the pitch back into use for affiliated demand from the community.	FA, FF, WFA, Parish Council	Local	L	L	L	Protect
82	Collingbourne Ducis Recreation Ground	SN8 3UH	Cricket	Collingbourne Ducis Parish Council	A standard quality seven wicket square accompanied by an NTP. Square is overplayed by 23 match equivalent sessions, Collingbourne CC reports the square has reduced in quality along with poor quality practice provision.	Improve square quality with enhanced levels of maintenance. Explore options to improve practice provision.	ECB, WCB, Parish Council	Local	M	S	L-M	Protect Enhance
167	King George V Playing Field (Lower Chute)	SP11 9DU	Football (Disused)	Chute Forest Parish Council	A disused youth 9v9 pitch, two mini 7v7 pitch and two mini 5v5 pitches with the site currently actively used for cricket.	Explore feasibility of bringing the playing field back into use given local shortfalls and ensure replacement provision is provided in line with national planning policy should a proposal come forward that will result in permanent loss.	FA, FF, WFA, Parish Council	Local	L	L	L	Protect



**WILTSHIRE COUNCIL**  
**PLAYING PITCH STRATEGY – COMMUNITY AREA PROFILES**

Site ID	Site	Postcode	Sport	Management	Current status	Recommended actions	Partners	Site hierarchy tier	Priority	Timescales	Cost	Aim
167	King George V Playing Field (Lower Chute)	SP11 9DU	Cricket	Chute Forest Parish Council	A standard quality seven wicket square with spare capacity to accommodate additional demand. Used by Chute CC.	Sustain square quality with appropriate maintenance. Look to utilise spare capacity to accommodate future demand/alleviate shortfalls on other sites.	ECB, WCB, Parish Council	Local	L	S	L	Protect
191	Ludgershall Sports & Social Club Football Ground	SP11 9QE	Football	Sports Club	One poor quality adult pitch that is overplayed by one match equivalent session per week. The site is home to Ludgershall Sports FC (Regional Feeder League).	Improve quality to alleviate overplay. Ensure the site meets the minimum requirements to progress through the football pyramid.	FA, FF, WFA, Sports Club	Local	M	S	L	Protect Enhance
280	Somme Road - Aspire Defence Ground	SP11 9LS	Football	MOD	One standard quality adult pitch that is unavailable for community use.	Explore community use options.	FA, FF, WFA, MOD	Local	L	S	L	Protect
318	Swinton Barracks	SP11 9LQ	Football	MOD	One standard quality adult pitch that is unavailable for community use.	Explore community use options.	FA, FF, WFA, MOD	Local	L	S	L	Protect
318	Swinton Barracks	SP11 9LQ	3G	MOD	One full size 3G pitch and two smaller size 3G pitches, all of which are unavailable for community use and no sports lighting. The smaller size pitches have exceeded their lifespans and thus require resurfacing.	Resurface pitch to improve quality for private use and ensure a sinking fund is in place for long-term sustainability. Explore community use options.	FA, FF, WFA, MOD	Local	H	S	H	Protect Enhance Provide
319	Tedworth Park Polo Club (Andover Site)	SP11 9LS	Football	MOD	One standard quality adult pitch that is unavailable for community use.	Explore community use options.	FA, FF, WFA, MOD	Local	L	S	L	Protect
320	Tedworth Park Polo Club (Tidworth Site)	SP9 7AH	Rugby Union	MOD	One standard quality senior pitch unavailable for continued use.	Improve pitch quality with enhanced levels of maintenance for continued MOD use.	RFU, MOD	Local	L	L	L	Protect Enhance
340	The Wellington Academy	SP11 9RR	Football	Education	One standard quality adult pitch that is unavailable for community use.	Explore community use options.	FA, FF, WFA, Education	Local	L	S	L	Protect
340	The Wellington Academy	SP11 9RR	3G	Education	One poor quality full size 3G pitch that is available for community use and is equipped with sports lighting. The pitch was installed in 2012 and thus has exceeded its 10-year recommended lifespan; plans exist for the resurfacing of the pitch.	Support plans to resurface pitch to improve quality and ensure a sinking fund is in place for long-term sustainability.	FA, FF, WFA, Education	Key Centre	H	S	H	Protect Enhance Provide
340	The Wellington Academy	SP11 9RR	Rugby Union (Disused)	Education	One disused senior pitch.	No action required	RFU, Education	Local	-	-	-	-
342	Tidworth Oval	SP9 7SB	Football	MOD	One standard quality adult pitch that is available for community use. The pitch has spare capacity discounted due to unsecure tenure.	Seek to provide a community use agreement, enabling actual spare capacity for clubs.	FA, FF, WFA, MOD	Local	M	S	L	Protect Enhance

**WILTSHIRE COUNCIL**  
**PLAYING PITCH STRATEGY – COMMUNITY AREA PROFILES**

Site ID	Site	Postcode	Sport	Management	Current status	Recommended actions	Partners	Site hierarchy tier	Priority	Timescales	Cost	Aim
342	Tidworth Oval	SP9 7SB	3G	MOD	One good quality World Rugby compliant full size 3G pitch that is available for community use and is equipped with sports lighting.	Sustain quality.	FA, FF, WFA, MOD	Key Centre	L	L	L	Protect
342	Tidworth Oval	SP9 7SB	Hockey	MOD	One good quality full size pitch that is available for community use and is equipped with sports lighting.	Sustain quality.	EH, MOD	Key Centre	L	L	L	Protect
343	Tidworth Town Football Club Homeground	SP9 7AN	Football	Sports Club	One standard quality adult pitch that is played to capacity. One adult pitch, one youth 9v9 pitch, one mini 7v7 pitch and one mini 5v5 pitch, all of which are poor quality. The poor quality adult pitch and the youth 9v9 pitch is overplayed by a combined total of one match equivalent session per week. The remaining pitches have actual spare capacity discounted due to poor pitch quality.	Improve quality to alleviate overplay and to establish actual spare capacity for clubs.	FA, FF, WFA, Sports Club	Local	M	S	L	Protect Enhance
383	Zouch Academy	SP9 7JF	Football	Education	One poor quality mini 7v7 pitch that is unavailable for community use.	Improve quality to better accommodate curricular and extra-curricular demand.	FA, FF, WFA, Education	Local	L	S	L	Protect Enhance

# WILTSHIRE COUNCIL PLAYING PITCH STRATEGY – COMMUNITY AREA PROFILES

## Area 16: Trowbridge

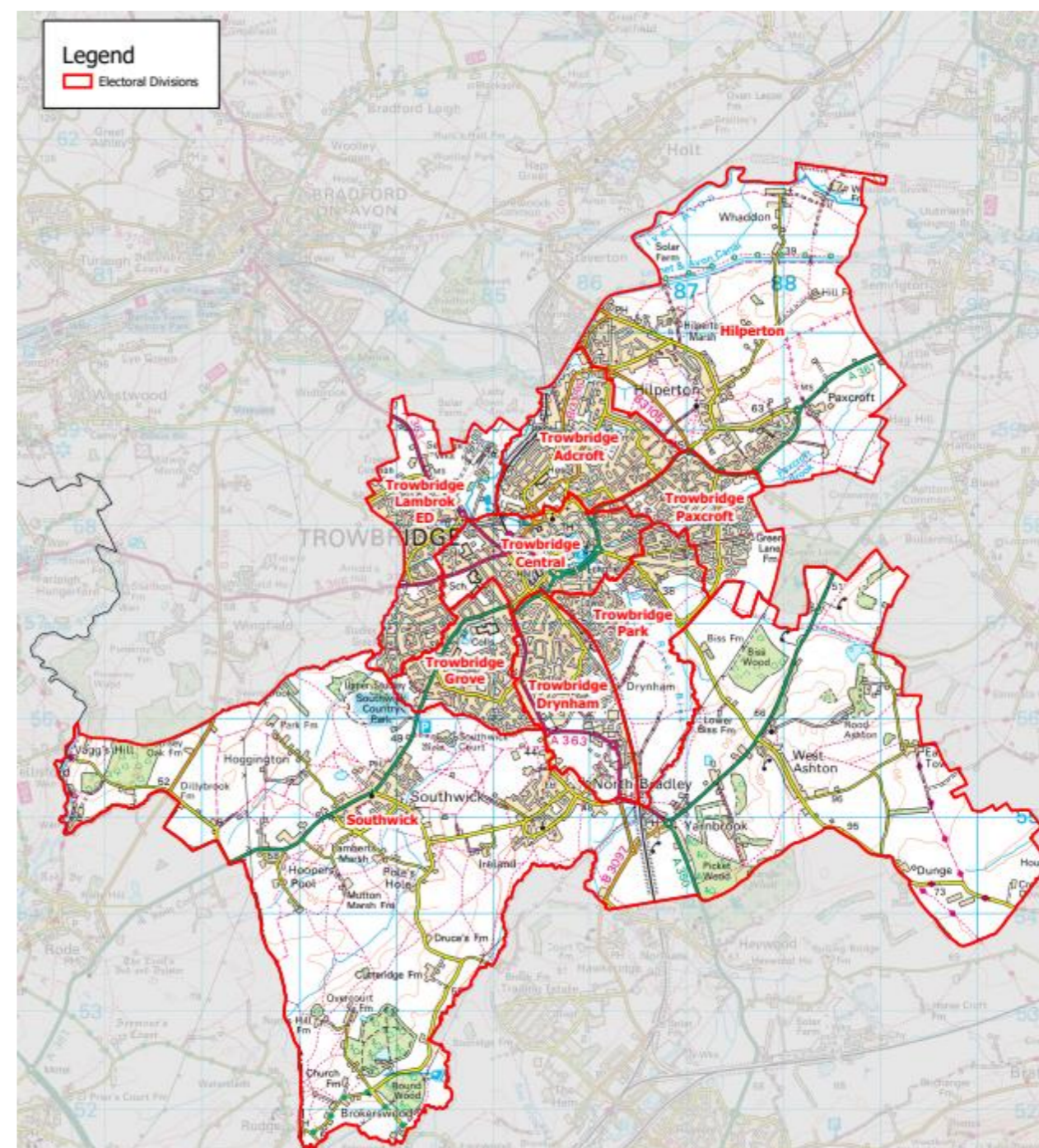
The Trowbridge Community Area lies on the western border of Wiltshire. Trowbridge is the county town of Wiltshire, brought about originally by the town's early rail connections with the rest of the county. Trowbridge is still a working town. It contains the main offices of Wiltshire Council and modern office and industrial businesses on the White Horse Industrial Estate. The community area contains five parishes, set in a farmed rural landscape. Trowbridge is the second most populous Community Area in Wiltshire, after Chippenham. It is an area of new house building and inward migration. The town has seen considerable economic change. Trowbridge provides shops, schools and services for a wide catchment area.

Table 16.1: Population in Trowbridge

Area (4,163 hectares)	Current population	Future population (ONS-based 2038 projections)	Housing growth (dwellings) in Local Plan (2020-2038)
Trowbridge	45,053	47,619	4,625

Table 16.2: Pitch sport team numbers in Trowbridge

Sport	Team gender	Age band	No. of teams	Current population
Football	Mens	16-45	4	8,127
Football	Womens	16-45	1	7,853
Football	Boys	12-15	14	1,162
Football	Girls	12-15	3	1,144
Football	Boys	10-11	9	607
Football	Girls	10-11	4	587
Football	Mixed	8-9	11	1,190
Football	Mixed	6-7	8	1,155
Cricket	Mens	18-55	6	10,705
Cricket	Womens	18-55	0	10,626
Cricket	Boys	7-18	2	3,496
Cricket	Girls	7-18	0	3,333
Rugby Union	Mens	19-45	3	7,295
Rugby Union	Womens	19-45	1	7,120
Rugby Union	Boys	13-18	5	1,697
Rugby Union	Girls	13-18	2	1,538
Rugby Union	Mixed	7-12	6	3,593
Rugby League	Mens	19-45	0	7,295
Rugby League	Womens	19-45	0	7,120
Rugby League	Boys	12-18	0	1,990
Rugby League	Girls	12-18	0	1,863
Rugby League	Mixed	7-11	0	2,972
Hockey	Mens	17-55	0	10,994
Hockey	Womens	17-55	0	10,864
Hockey	Boys	14-16	0	868
Hockey	Girls	14-16	0	810
Hockey	Boys	11-13	0	873
Hockey	Girls	11-13	0	894
Hockey	Mixed	5-10	0	3,536



**Key grass pitch sport sites**

Table 16.3: Key grass pitch sites in Trowbridge and their pitches

Site ID	Site name	Adult football	Youth 11v11 football	Youth 9v9 football	Mini 7v7 football	Mini 5v5 football	Cricket squares	Senior rugby	Junior rugby	Mini rugby
100	Daykin Estates Ground	1	1	1	1	-	-	-	-	-
223	North Bradley Peace Memorial Trust Recreation Ground	-	-	1	1	2	-	-	-	-
345	Trowbridge RUFC (Doric Park)	-	-	-	-	-	-	4	-	-

**AGP provision**

Table 16.4: AGPs identified in Trowbridge

Site ID	Site name	Community use	Number of pitches	Pitch size	Sports lighting?	Pitch surface	Pitch quality
163	John of Gaunt School	Yes	1	Full Size	Yes	Sand Filled	Poor

**Sport by sport overview**

- ◀ **Football** – overplay is identified on adult, youth 11v11 and youth 9v9 pitches at Daykin Estates Ground and Studley Green Community Centre whilst all other pitch types are played to capacity. No additional teams are expected to be generated through population growth alone. Key clubs identified in the area include St Andrews, Trowbridge Town and Trowbridge Wanderers Youth football clubs.
- ◀ **3G** – with no 3G pitches currently provided in Trowbridge, there is deemed to be a shortfall of 1.5 full size 3G pitches based on the FA’s training model.
- ◀ **Cricket** – actual spare capacity of varying levels is identified on Sundays and midweek for cricket in Trowbridge whilst squares are played to capacity on Saturdays. Beehive Southwick and Trowbridge cricket clubs are identified as key clubs in the area.
- ◀ **Rugby** – overplay of 7.25 match equivalent sessions is identified at Trowbridge Rugby Club (Doric Park). The site accommodates all of Trowbridge RUFC’s demand which is the only club based in Trowbridge.
- ◀ **Hockey** – as capacity of the AGP at John of Gaunt School is discounted due to poor quality, there is no available capacity in Trowbridge although no demand is identified in the area.

**Population growth**

Based on population projections to 2038 (the period to which this assessment projects population based future demand), Sport England’s Playing Pitch Calculator can estimate the likely additional demand for grass rugby union pitches that will arise from any growth. This is by using the current and future populations in each of the relevant age groups together with the current team numbers, with team generation rates then established to understand how much growth is required to establish one new team.

For reference, the total current population in Wiltshire of 515,363 will increase to 541,068 by 2038. This is an increase of 25,704 people. The table below shows the number of new teams projected to be generated by the new population in Trowbridge and the requisite match equivalent sessions it will create. Please, however, note that this does include population increases linked to housing growth, which is instead covered separately following the table.

Table 16.5: Trowbridge team generation rates

Sport	Team Gender	Team generation rate	Population Increase	Additional teams	Additional matches per week	Additional pitches required <sup>18</sup>
Football	Mens	2031.65	458.18	0.23	0.11	0.06
Football	Womens	7853.50	442.78	0.06	0.03	0.01
Football	Boys	82.99	65.50	0.79	0.39	0.20
Football	Girls	381.47	64.52	0.17	0.08	0.04
Football	Boys	67.43	34.22	0.51	0.25	0.13
Football	Girls	146.73	33.09	0.23	0.11	0.06

<sup>18</sup> Assuming additional pitches provided would be of standard quality.

**WILTSHIRE COUNCIL**  
**PLAYING PITCH STRATEGY – COMMUNITY AREA PROFILES**

Sport	Team Gender	Team generation rate	Population Increase	Additional teams	Additional matches per week	Additional pitches required <sup>18</sup>
Football	Mixed	108.15	67.08	0.62	0.31	0.08
Football	Mixed	144.44	65.15	0.45	0.23	0.06
Cricket	Mens	1784.13	603.54	0.34	0.17	0.04
Cricket	Womens	-	599.08	-	-	-
Cricket	Boys	1747.86	197.09	0.11	0.06	0.01
Cricket	Girls	-	187.94	-	-	-
Rugby Union	Mens	2431.61	411.29	0.17	0.08	0.04
Rugby Union	Womens	7119.98	401.43	0.06	0.03	0.01
Rugby Union	Boys	339.30	95.65	0.28	0.14	0.07
Rugby Union	Girls	768.88	86.70	0.11	0.06	0.03
Rugby Union	Mixed	598.81	202.57	0.34	0.17	0.08
Rugby League	Mens	-	411.29	-	-	-
Rugby League	Womens	-	401.43	-	-	-
Rugby League	Boys	-	112.22	-	-	-
Rugby League	Girls	-	105.06	-	-	-
Rugby League	Mixed	-	167.57	-	-	-
Hockey	Mens	-	619.85	-	-	-
Hockey	Womens	-	612.51	-	-	-
Hockey	Boys	-	48.95	-	-	-
Hockey	Girls	-	45.66	-	-	-
Hockey	Boys	-	49.22	-	-	-
Hockey	Girls	-	50.42	-	-	-
Hockey	Mixed	-	199.35	-	-	-

Page 381

As seen in the table above, no additional teams are expected to be generated through population growth alone in the Trowbridge Analysis Area.

**Housing growth**

The anticipated population increase over the 14 year period (2038) equates to 7.56 match equivalent sessions of demand per week for grass pitch sports, zero match equivalent sessions on hockey suitable AGP and 16.87 match equivalent sessions of demand per season for cricket. Training demand equates to 12.22 hours of use per week for football on 3G pitches and zero hours on hockey suitable AGP.

Table 16.6: Demand for grass pitches generated from a population increase of 10,638.

Pitch sport	Estimated demand by sport	
	Match demand per week	Training demand
Adult football	0.55	12.22 hours
Youth football	3.51	As above
Mini soccer	2.05	As above
Rugby union	1.45	1.62 equivalent sessions
Rugby league	0.00	0.00 match equivalent sessions
Adult hockey	0.00	0.00 hours
Junior & mixed hockey	0.00	0.00 hours
Cricket	16.87	-

The table below translates estimated demand into new pitch provision with associated capital and lifestyle costs.

**WILTSHIRE COUNCIL**  
**PLAYING PITCH STRATEGY – COMMUNITY AREA PROFILES**

Table 16.7: Estimated demand and costs for new pitch provision

Pitch type	Estimated demand and costs for new pitches			Changing rooms	
	Number of pitches to meet demand	Capital cost	Lifecycle Cost (per annum)	Number	Capital cost
Adult football	0.55	£61,363	£12,089	1.09	£218,955
Youth football	3.51	£322,417	£65,128	4.07	£815,115
Mini soccer	2.05	£62,701	£12,415	0.00	£0
Rugby union	1.45	£244,008	£45,142	2.90	£580,444
Rugby league	0.00	£0	£0	0.00	£0
Cricket	0.40	£139,024	£25,580	0.79	£158,164
Sand AGPs	0.00	£0	£0	0.00	£0
3G pitches	0.32	£373,819	£10,995	0.64	£128,705
<b>Total</b>	<b>8.27</b>	<b>£1,203,333</b>	<b>£171,348</b>	<b>9.50</b>	<b>£1,901,384</b>

Overall, an additional 8.27 pitches would be required to meet additional demand arising from a population increase of 10,638. This would require an expected capital cost of £1,203,333 and a lifecycle cost per annum of £171,348.

**Action Plan**

Site ID	Site	Postcode	Sport	Management	Current status	Recommended actions	Partners	Site hierarchy tier	Priority	Timescales	Cost	Aim
29	Bellefield Primary and Nursery School	BA14 8TE	Football	Education	Two poor quality mini 5v5 pitches, both of which are unavailable for community use.	Improve quality to better accommodate curricular and extra-curricular demand.	FA, FF, WFA, Education	Local	L	S	L	Protect Enhance
100	Daykin Estates Ground	BA14 0LZ	Football	Sports Club	One adult pitch, one youth 11v11 pitch, one youth 9v9 pitch and one mini 7v7 pitch, all of which are standard quality. The adult pitch has actual spare capacity amounting to 0.5 match equivalent sessions per week, whilst the youth 11v11 and youth 9v9 pitches are overplayed by a combined total of two match equivalent sessions per week. The site is home to Trowbridge Twon FC (Regional Feeder League).	Consider transferring demand to sites with actual spare capacity or improving the pitch quality to alleviate overplay where it exists. Utilise actual spare capacity where it exists, via the transfer of demand from overplayed sites or via future demand. Ensure the site meets the minimum requirements to progress through the football pyramid.	FA, FF, WFA, Sports Club	Local	M	S	M	Protect Enhance
152	Hilperton C of E Primary School	BA14 7SB	Football	Education	One poor quality mini 5v5 pitch that is unavailable for community use.	Improve quality to better accommodate curricular and extra-curricular demand.	FA, FF, WFA, Education	Local	L	S	L	Protect Enhance
153	Hilperton Village Hall	BA14 7RN	Football	Community Organisation	One poor quality adult pitch that is played to capacity.	Improve quality to establish actual spare capacity for clubs.	FA, FF, WFA, Community Organisation	Local	M	S	L	Protect Enhance
163	John of Gaunt School	BA14 9EH	Football/ 3G	Education	One adult pitch and one youth 9v9 pitch, both of which are poor quality and unavailable for community use.	Improve quality and explore community use options.	FA, FF, WFA, Education	Local	L	S	L	Protect Enhance
163	John of Gaunt School	BA14 9EH	Rugby Union	Education	Two poor quality senior pitches. Played to capacity due to curricular demand.	Improve pitch quality with enhanced levels of maintenance for curricular and extra curricular demand.	RFU, Education	Local	L	L	L	Protect Enhance

**WILTSHIRE COUNCIL**  
**PLAYING PITCH STRATEGY – COMMUNITY AREA PROFILES**

Site ID	Site	Postcode	Sport	Management	Current status	Recommended actions	Partners	Site hierarchy tier	Priority	Timescales	Cost	Aim
163	John of Gaunt School	BA14 9EH	Hockey	Education	One poor quality full size pitch that is available for community use and is equipped with sports lighting. The pitch has exceeded its 10-year recommended lifespan and thus requires resurfacing.	Explore the feasibility of converting the hockey suitable AGP to a full size 3G pitch. Any loss of hockey suitable provision would require agreed mitigation for hockey through relevant dialogue with NGBs and SE. Any development on site would need to secure long term tenure for community users.	EH, FA, FF, WFA, Education	Local	H	L	H	Protect Enhance Provide
222	North Bradley CE Primary School	BA14 0TA	Football	Education	Two poor quality mini 5v5 pitches that are unavailable for community use.	Improve quality to better accommodate curricular and extra-curricular demand.	FA, FF, WFA, Education	Local	L	S	L	Protect Enhance
223	North Bradley Peace Memorial Trust Recreation Ground	BA14 0SL	Football	Trust	One youth 9v9 pitch, one mini 7v7 pitch and two mini 5v5 pitches, all of which are poor quality. The youth 9v9 pitch has spare capacity discounted due to poor pitch quality, whilst the mini 7v7 pitch is played to capacity.	Improve quality to establish actual spare capacity for clubs.	FA, FF, WFA, Trust	Local	M	S	L	Protect Enhance
223	North Bradley Peace Memorial Trust Recreation Ground	BA14 0SL	Cricket (Disused)	Trust	North Bradley Peace Memorial Trust Recreation Ground previously accommodated an eight wicket grass square, with satellite imagery suggesting that it has not been maintained or utilised since circa 2005.	Explore feasibility of bringing the playing field back into use given local shortfalls and ensure replacement provision is provided in line with national planning policy should a proposal come forward that will result in permanent loss.	ECB, WCB, Trust	Local	L	L	L	Protect
272	Seymour Playing Fields	BA14 8LX	Football	Commercial	One poor quality adult pitch that has spare capacity discounted due to poor pitch quality. The site is serviced with poor quality ancillary facilities.	Improve quality to establish actual spare capacity for clubs. Explore feasibility of improving the site's ancillary provision.	FA, FF, WFA, Commercial	Local	M	M	M	Protect Enhance
284	Southwick Playing Field	BA14 9QN	Football	Community Organisation	One poor quality adult pitch that is played to capacity.	Improve quality to establish actual spare capacity for clubs.	FA, FF, WFA, Community Organisation	Local	M	S	L	Protect Enhance
284	Southwick Playing Field	BA14 9QN	Cricket	Community Organisation	A good quality square with ten wicket that has spare capacity to accommodate additional demand. Used by Beehive Southwick CC.	Sustain square quality with appropriate maintenance. Look to utilise spare capacity to accommodate future demand/alleviate shortfalls on other sites.	ECB, WCB, Community Organisation	Local	L	S	L	Protect
290	St Augustine's Catholic Technology College	BA14 9EN	Cricket	Education	One standalone NTP that's not available for community use.	Sustain quality as appropriate and retain as current use.	ECB, WCB, Education	Local	L	L	L	Protect
296	St Johns Catholic Primary School	BA14 9EA	Football	Education	Two poor quality mini 5v5 pitches, both of which are unavailable for community use.	Improve quality to better accommodate curricular and extra-curricular demand.	FA, FF, WFA, Education	Local	L	S	L	Protect Enhance

**WILTSHIRE COUNCIL**  
**PLAYING PITCH STRATEGY – COMMUNITY AREA PROFILES**

Site ID	Site	Postcode	Sport	Management	Current status	Recommended actions	Partners	Site hierarchy tier	Priority	Timescales	Cost	Aim
309	Stallards Recreation Ground	BA14 9AP	Football (Disused)	Council	Disused site which previously accommodated one adult pitch. Last actively marked out circa 2016.	Explore feasibility of bringing the playing field back into use given local shortfalls and ensure replacement provision is provided in line with national planning policy should a proposal come forward that will result in permanent loss.	FA, FF, WFA	Local	L	L	L	Protect
314	Studley Green Community Centre	BA14 9HA	Football	Council	One adult pitch and one youth 11v11 pitch, both of which are poor quality and overplayed by 9.5 match equivalent sessions per week.	Improve quality to alleviate overplay.	FA, FF, WFA	Local	M	S	L	Protect Enhance
323	The Clarendon Academy	BA14 0DJ	Football	Education	Two standard quality youth 11v11 pitches, both of which are unavailable for community use.	Improve quality and explore community use options.	FA, FF, WFA, Education	Local	L	S	L	Protect Enhance
323	The Clarendon Academy	BA14 0DJ	Cricket	Education	Two standalone NTPs that are not available for community use.	Sustain quality as appropriate and retain as current use.	ECB, WCB, Education	Local	L	L	L	Protect
323	The Clarendon Academy	BA14 0DJ	Rugby Union	Education	One poor quality senior pitch. Played to capacity due to curricular demand.	Improve pitch quality with enhanced levels of maintenance for curricular and extra curricular demand.	RFU, Education	Local	L	L	L	Protect Enhance
332	The Grove Recreation Ground	BA14 0JB	Football (Recreational)	Council	Site previously had two sets of goals which have since been removed (circa 2017). Can accommodate one adult pitch but has most recently been used as a youth 9v9.	Explore the feasibility of bringing the pitch back into use for affiliated demand from the community.	FA, FF, WFA	Local	L	L	L	Protect
345	Trowbridge Rugby Club (Doric Park)	BA14 6JB	Rugby Union	Sports Club	Four standard quality senior pitches, of which one has sports lighting. All pitches are overplayed. Accompanied by good quality ancillary provision.	Improve pitch quality with enhanced levels of maintenance. Explore opportunity to add sports lighting to an additional pitch to spread training demand across pitches.	RFU, Sports Club	Local	M	M	M	Protect Enhance Provide
351	Walwayne Court School	BA14 9DU	Football	Education	One poor quality mini 5v5 pitch that is unavailable for community use.	Improve quality to better accommodate curricular and extra-curricular demand.	FA, FF, WFA, Education	Local	L	S	L	Protect Enhance
361	West Ashton C of E Primary School	BA14 6AZ	Football	Education	One poor quality mini 5v5 pitch that is unavailable for community use.	Improve quality to better accommodate curricular and extra-curricular demand.	FA, FF, WFA, Education	Local	L	S	L	Protect Enhance
397	Trowbridge Cricket Club	BA14 8PX	Cricket	Sports Club	A good quality square with 17 wickets that has spare capacity. It should be noted that there is a parcel of land adjacent to Trowbridge Cricket Club which previously accommodate a second square on the site. This was partially built upon in 2016 to provide for the development of Trowbridge Health Centre, however, a section of the land still remains disused.	Sustain square quality with appropriate levels of maintenance.	ECB, WCB, Sports Club	Local	M	L	L	Protect



**WILTSHIRE COUNCIL  
PLAYING PITCH STRATEGY – COMMUNITY AREA PROFILES**

**Area 17: Warminster**

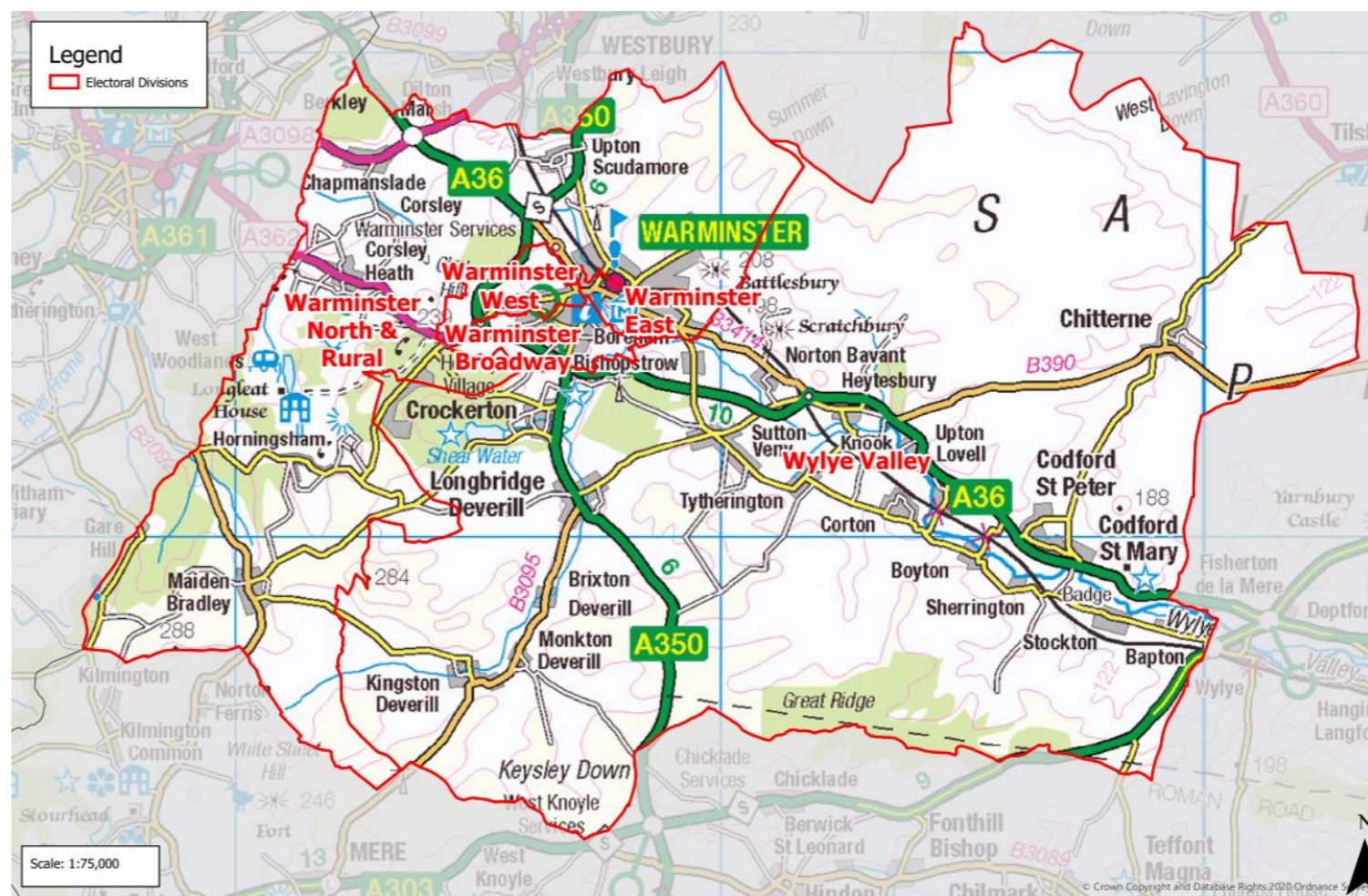
Warminster is an important service centre for its large rural catchment of villages. Warminster is home to a major military garrison, which uses Salisbury Plain as a training area. The effects of this can be felt not only by the immediate impact of a visiting regiment, but also by the tendency of many military personnel to make the town their home on retirement. Warminster is by far the largest settlement in what is a largely very rural area. Other, smaller settlements in the area include Sutton Veny, Chitterne and Corsley.

Table 17.1: Population in Warminster

Area (28,047 hectares)	Current population	Future population (ONS-based 2038 projections)	Housing growth (dwellings) in Local Plan (2020-2038)
Warminster	25,848	27,320	1,985

Table 17.2: Pitch sport team numbers in Warminster

Sport	Team gender	Age band	No. of teams	Current population
Football	Mens	16-45	8	4,160
Football	Womens	16-45	1	3,701
Football	Boys	12-15	4	619
Football	Girls	12-15	0	601
Football	Boys	10-11	4	306
Football	Girls	10-11	0	303
Football	Mixed	8-9	3	559
Football	Mixed	6-7	2	529
Cricket	Mens	18-55	8	5,531
Cricket	Womens	18-55	1	5,295
Cricket	Boys	7-18	2	1,784
Cricket	Girls	7-18	0	1,663
Rugby Union	Mens	19-45	2	3,716
Rugby Union	Womens	19-45	0	3,324
Rugby Union	Boys	13-18	1	893
Rugby Union	Girls	13-18	0	834
Rugby Union	Mixed	7-12	5	1,721
Rugby League	Mens	19-45	0	3,716
Rugby League	Womens	19-45	0	3,324
Rugby League	Boys	12-18	0	1,063
Rugby League	Girls	12-18	0	974
Rugby League	Mixed	7-11	0	1,411
Hockey	Mens	17-55	5	5,677
Hockey	Womens	17-55	3	5,425
Hockey	Boys	14-16	0	453
Hockey	Girls	14-16	0	397
Hockey	Boys	11-13	0	486
Hockey	Girls	11-13	0	468
Hockey	Mixed	5-10	0	1,662



**WILTSHIRE COUNCIL**  
**PLAYING PITCH STRATEGY – COMMUNITY AREA PROFILES**

**Key grass pitch sport sites**

Table 17.3: Key grass pitch sites in Warminster

Site ID	Site name	Adult football	Youth 11v11 football	Youth 9v9 football	Mini 7v7 football	Mini 5v5 football	Cricket squares	Senior rugby	Junior rugby	Mini rugby
4	Alexander Memorial Field	1	-	-	-	2	1	-	-	-
176	Land Warfare Centre Site 1	2	-	-	-	-	1	1	-	-
398	Land Warfare Centre Site 2	5	-	-	-	-	-	1	-	-

**AGP provision**

Table 17.4: AGPs identified in Warminster

Site ID	Site name	Community use	Number of pitches	Pitch size	Sportslit	Pitch surface	Pitch quality
176	Land Warfare Centre Site 1	Yes	1	Full Size	Yes	Sand Dressed	Good
355	Kingdown School	Yes	1	Full Size	Yes	Sand Filled	Poor
357	Warminster Prep School	No	1	Half Size	No	Sand Filled	Standard
359	Warminster School	No	1	Full Size	Yes	Sand Dressed	Good
398	Land Warfare Centre Site 2	Yes	1	Half Size	Yes	Medium Pile 3G	Poor
398	Land Warfare Centre Site 2	No	1	Half Size	Yes	Medium Pile 3G	Poor

**Sport by sport overview**

- ◆ **Football** – overplay is identified on youth 9v9 pitches at Princecroft Primary School whilst all other pitch types are played to capacity. No additional teams are expected to be generated through population growth alone. Key clubs identified in the area include Warminster Highbury Youth and Warminster Town football clubs.
- ◆ **3G** – with no 3G pitches currently provided in Warminster, there is deemed to be a shortfall of 0.5 full size 3G pitches based on the FA’s training model.
- ◆ **Cricket** – actual spare capacity of varying levels is identified at all peak times for cricket in Warminster. Warminster and Heytesbury and Sutton Veny cricket clubs are identified as key clubs in the area.
- ◆ **Rugby** – actual spare capacity of one match equivalent session is identified at Warminster Rugby Club (Folly Lane) with the pitches utilised for match demand by Warminster RUFC.
- ◆ **Hockey** – actual spare capacity of one match equivalent session per week is identified on the AGP at Land Warfare Centre (Site 1). The pitch is used predominantly by West Wilts HC for match and training demand.

**Population growth**

Based on population projections to 2038 (the period to which this assessment projects population based future demand), Sport England’s Playing Pitch Calculator can estimate the likely additional demand for grass rugby union pitches that will arise from any growth. This is by using the current and future populations in each of the relevant age groups together with the current team numbers, with team generation rates then established to understand how much growth is required to establish one new team.

For reference, the total current population in Wiltshire of 515,363 will increase to 541,068 by 2038. This is an increase of 25,704 people. The table below shows the number of new teams projected to be generated by the new population in Warminster and the requisite match equivalent sessions it will create. Please, however, note that this does include population increases linked to housing growth, which is instead covered separately following the table.

Table 17.5: Warminster team generation rates

Sport	Team Gender	Team generation rate	Population Increase	Additional teams	Additional matches per week	Additional pitches required <sup>19</sup>
Football	Mens	520.01	234.55	0.45	0.23	0.11
Football	Womens	3700.52	208.64	0.06	0.03	0.01
Football	Boys	154.63	34.87	0.23	0.11	0.06

<sup>19</sup> Assuming additional pitches provided would be of standard quality.

**WILTSHIRE COUNCIL**  
**PLAYING PITCH STRATEGY – COMMUNITY AREA PROFILES**

Sport	Team Gender	Team generation rate	Population Increase	Additional teams	Additional matches per week	Additional pitches required <sup>19</sup>
Football	Girls	-	33.90	-	-	-
Football	Boys	76.40	17.23	0.23	0.11	0.06
Football	Girls	-	17.09	-	-	-
Football	Mixed	186.35	31.52	0.17	0.08	0.02
Football	Mixed	264.29	29.80	0.11	0.06	0.01
Cricket	Mens	691.42	311.86	0.45	0.23	0.06
Cricket	Womens	5294.95	298.53	0.06	0.03	0.01
Cricket	Boys	892.06	100.59	0.11	0.06	0.01
Cricket	Girls	-	93.75	-	-	-
Rugby Union	Mens	1857.75	209.48	0.11	0.06	0.03
Rugby Union	Womens	-	187.40	-	-	-
Rugby Union	Boys	893.47	50.37	0.06	0.03	0.01
Rugby Union	Girls	-	47.00	-	-	-
Rugby Union	Mixed	344.11	97.01	0.28	0.14	0.07
Rugby League	Mens	-	209.48	-	-	-
Rugby League	Womens	-	187.40	-	-	-
Rugby League	Boys	-	59.91	-	-	-
Rugby League	Girls	-	54.94	-	-	-
Rugby League	Mixed	-	79.54	-	-	-
Hockey	Mens	1135.47	320.09	0.28	0.14	0.04
Hockey	Womens	1808.22	305.84	0.17	0.08	0.02
Hockey	Boys	-	25.53	-	-	-
Hockey	Girls	-	22.39	-	-	-
Hockey	Boys	-	27.41	-	-	-
Hockey	Girls	-	26.41	-	-	-
Hockey	Mixed	-	93.70	-	-	-

Page 387

As seen in the table above, no additional teams are expected to be generated through population growth alone in the Warminster Analysis Area.

**Housing growth**

The anticipated population increase over the 14 year period (2038) equates to 2.51 match equivalent sessions of demand per week for grass pitch sports, 0.73 match equivalent sessions on hockey suitable AGP and 19.54 match equivalent sessions of demand per season for cricket. Training demand equates to 4.22 hours of use per week for football on 3G pitches and 2.20 hours on hockey suitable AGP.

Table 17.6: Demand for grass pitch sports generated from a population increase of 4,566.

Pitch sport	Estimated demand by sport	
	Match demand per week	Training demand
Adult football	0.84	4.22 hours
Youth football	0.78	As above
Mini soccer	0.50	As above
Rugby union	0.41	0.53 equivalent sessions
Rugby league	0.00	0.00 match equivalent sessions
Adult hockey	0.73	2.20 hours
Junior & mixed hockey	0.00	0.00 hours
Cricket	19.54	-

The table below translates estimated demand into new pitch provision with associated capital and lifestyle costs.

**WILTSHIRE COUNCIL**  
**PLAYING PITCH STRATEGY – COMMUNITY AREA PROFILES**

Table 17.7: Estimated demand and costs for new pitch provision

Pitch type	Estimated demand and costs for new pitches			Changing rooms	
	Number of pitches to meet demand	Capital cost	Lifecycle Cost (per annum)	Number	Capital cost
Adult football	0.84	£93,749	£18,469	1.67	£334,515
Youth football	0.78	£71,199	£14,382	0.77	£154,436
Mini soccer	0.50	£15,238	£3,017	0.00	£0
Rugby union	0.41	£68,206	£12,618	0.81	£162,249
Rugby league	0.00	£0	£0	0.00	£0
Cricket	0.47	£164,048	£30,185	0.93	£186,634
Sand AGPs	0.18	£177,964	£4,627	0.37	£73,527
3G pitches	0.11	£129,077	£3,796	0.22	£44,441
<b>Total</b>	<b>3.28</b>	<b>£719,482</b>	<b>£87,094</b>	<b>4.77</b>	<b>£955,802</b>

Overall, an additional 3.28 pitches would be required to meet additional demand arising from a population increase of 4,566. This would require an expected capital cost of £719,482 and a lifecycle cost per annum of £87,094.

**Action Plan**

Site ID	Site	Postcode	Sport	Management	Current status	Recommended actions	Partners	Site hierarchy tier	Priority	Timescales	Cost	Aim
4	Alexander Memorial Field	BA12 7AP	Football	Trust	One adult pitch and two mini 5v5 pitches, all of which are poor quality and have spare capacity discounted due to poor pitch quality. The site is serviced with poor quality ancillary facilities.	Improve quality to establish actual spare capacity for clubs. Explore feasibility of improving the site's ancillary provision.	FA, FF, WFA, Trust	Local	M	M	M	Protect Enhance
4	Alexander Memorial Field	BA12 7AP	Cricket	Trust	A good quality ten wicket square that has spare capacity to accommodate additional demand. Used by Heytesbury and Sutton Veny CC for the start of the 2024 season. Site has poor quality changing rooms.	Sustain square quality with appropriate maintenance. Ensure any users have security of tenure on the site. Explore options, where possible, to improve the quality of ancillary provision.	ECB, WCB, Trust	Local	M	L	L-M	Protect
65	Chapmanslade Village Hall	BA13 4AP	Football (Recreational)	Unknown	One youth 11v11 pitch not actively marked with a set of posts. Used for recreational demand.	Explore the feasibility of bringing the pitch back into use for affiliated demand from the community.	FA, FF, WFA	Local	L	L	L	Protect
78	Codford Village Hall & Playing Field	BA12 0PP	Football	Trust	One poor quality adult pitch that is played to capacity.	Improve quality to establish actual spare capacity for clubs.	FA, FF, WFA, Trust	Local	M	S	L	Protect Enhance
79	Cold Harbour Playing Fields	BA12 8PA	Rugby Union	Trust	Two standard quality senior pitches unavailable for community use.	Sustain pitch quality.	RFU, Trust	Local	L	L	L	Protect
149	Heytesbury Park	BA12 0HQ	Football (Disused)	Council	One adult pitch no longer used following Heytesbury FC relocation to a different site. Private landowner has now issued notice for both cricket and football club's onsite. Owner wishes to sell land for housing development.	Explore feasibility of bringing the playing field back into use given local shortfalls and ensure replacement provision is provided in line with national planning policy should a proposal come forward that will result in permanent loss.	FA, FF, WFA	Local	L	L	L	Protect

**WILTSHIRE COUNCIL**  
**PLAYING PITCH STRATEGY – COMMUNITY AREA PROFILES**

Site ID	Site	Postcode	Sport	Management	Current status	Recommended actions	Partners	Site hierarchy tier	Priority	Timescales	Cost	Aim
149	Heytesbury Park	BA12 0HQ	Cricket	Council	A good quality ten wicket square that has spare capacity discounted due to unsecure tenure. Used by Heytesbury & Sutton Veny CC which has a rolling annual agreement. Serviced by poor quality ancillary provision.	Sustain square quality with appropriate maintenance. Secure long term tenure for Heytesbury & Sutton Veny CC. Explore options, where possible, to improve poor quality ancillary provision.	ECB, WCB	Local	L	S	L-M	Protect Enhance
159	Horningsham Playing Fields	BA12 7LL	Football (Disused)	Horningsham Parish Council	One disused adult pitch with the site currently actively used for cricket.	No action required	FA, FF, WFA, Parish Council	Local	-	-	-	-
159	Horningsham Playing Fields	BA12 7LL	Cricket	Horningsham Parish Council	A good quality three wicket square accompanied by an NTP. Square has spare capacity for additional demand. Used by Horingsham CC.	Sustain square quality with appropriate maintenance. Look to utilise spare capacity to accommodate future demand/alleviate shortfalls on other sites.	ECB, WCB, Parish Council	Local	L	S	L	Protect
176	Land Warfare Centre (Site 1)	BA12 9DT	Football	MOD	Two good quality adult pitches that has spare capacity discounted due to unsecure tenure.	Seek to provide a community use agreement, to establish actual spare capacity for clubs.	FA, FF, WFA, MOD	Key Centre	M	S	L	Protect Enhance
176	Land Warfare Centre (Site 1)	BA12 9DT	Rugby Union	MOD	Two standard quality senior pitches unavailable for community use.	Sustain pitch quality for continued MOD use.	RFU, MOD	Key Centre	L	L	L	Protect
176	Land Warfare Centre (Site 1)	BA12 9DT	3G	MOD	One good quality full size 3G pitch that is available for community use and is equipped with sports lighting.	Sustain quality.	FA, FF, WFA, MOD	Key Centre	L	L	L	Protect
176	Land Warfare Centre (Site 1)	BA12 9DT	Cricket	MOD	A good quality six wicket square accompanied by an NTP. Square has spare capacity for additional demand and is used by Warminster CC and the MOD.	Sustain square quality with appropriate maintenance. Look to utilise spare capacity to accommodate future demand/alleviate shortfalls on other sites.	ECB, WCB, MOD	Key Centre	L	S	L	Protect
219	New Close Primary School	BA12 9JJ	Football	Education	One poor quality mini 7v7 pitch that is available for community use.	Improve quality to better accommodate curricular and extra-curricular demand.	FA, FF, WFA, Education	Local	L	S	L	Protect Enhance
240	Portway Playing Field	BA12 8RB	Football (Recreational)	Council	One mini 5v5 pitch not actively marked. Used for recreational demand.	Explore the feasibility of bringing the pitch back into use for affiliated demand from the community.	FA, FF, WFA	Local	L	L	L	Protect
244	Princecroft Primary School	BA12 8NT	Football	Education	Two poor quality youth 9v9 pitches that are overplayed by one match equivalent session per week. The site is serviced with poor quality ancillary facilities.	Improve quality to alleviate overplay. Explore feasibility of improving the site's ancillary provision.	FA, FF, WFA, Education	Local	M	M	M	Protect Enhance
295	St Johns C of E Primary School	BA12 9JY	Football	Education	One poor quality mini 7v7 pitch that is unavailable for community use.	Improve quality to better accommodate curricular and extra-curricular demand.	FA, FF, WFA, Education	Local	L	S	L	Protect Enhance
326	The Corsley War Memorial Playing Field	BA12 7PJ	Football (Disused)	Trust	One disused mini 7v7 pitch with the site currently actively used for cricket.	No action required	FA, FF, WFA, Trust	Local	-	-	-	-

**WILTSHIRE COUNCIL**  
**PLAYING PITCH STRATEGY – COMMUNITY AREA PROFILES**

Site ID	Site	Postcode	Sport	Management	Current status	Recommended actions	Partners	Site hierarchy tier	Priority	Timescales	Cost	Aim
326	The Corsley War Memorial Playing Field	BA12 7PJ	Cricket	Trust	A good quality six wicket square accompanied by and NTP. Square has spare capacity to accommodate additional demand. Used by Corsley CC.	Sustain square quality with appropriate maintenance. Look to utilise spare capacity to accommodate future demand/alleviate shortfalls on other sites.	ECB, WCB, Trust	Local	L	S	L	Protect
353	Warminster Cricket Club	BA12 8LL	Cricket	Sports club	A good quality 14 wicket square that has spare capacity to accommodate additional demand. Owned by Warminster CC.	Sustain square quality with appropriate maintenance. Look to utilise spare capacity to accommodate future demand/alleviate shortfalls on other sites.	ECB, WCB, Sports Club	Local	L	S	L	Protect
354	Warminster Highbury Youth Football Club	BA12 9DG	Football	Sports Club	One standard quality adult pitch that has actual spare capacity amounting to one match equivalent session per week.	Utilise actual spare capacity where it exists, via the transfer of demand from overplayed sites or via future demand.	FA, FF, WFA, Sports Club	Local	L	S	L	Protect
355	Kingdown School	BA12 9DR	Football	Education	Two standard quality adult pitches that has spare capacity discounted due to unsecure tenure. The site is not serviced with poor quality ancillary facilities.	Improve quality to establish actual spare capacity for clubs. Explore feasibility of providing appropriate ancillary provision at the site.	FA, FF, WFA, Education	Key Centre	H	M	H	Protect Enhance Provide
355	Kingdown School	BA12 9DR	3G	Education	One poor quality full size 3G pitch that is available for community use and is equipped with sports lighting. The pitch has exceeded its 10-year recommended lifespan and thus requires resurfacing.	Resurface pitch to improve quality and ensure a sinking fund is in place for long-term sustainability.	FA, FF, WFA, Education	Key Centre	H	S	H	Protect Enhance Provide
356	Warminster Kingdown School Playing Field	BA12 9EZ	Football	Education	Two standard quality adult pitches, both of which have spare capacity discounted due to unsecure tenure. The site is serviced with poor quality ancillary facilities.	Seek to provide a community use agreement, to establish actual spare capacity for clubs. Explore feasibility of improving the site's ancillary provision.	FA, FF, WFA, Education	Local	M	M	M	Protect Enhance
357	Warminster Prep School	BA12 8JG	Cricket	Education	One standalone NTP that's not available for community use.	Sustain quality as appropriate and retain as current use.	ECB, WCB, Education	Local	L	L	L	Protect
357	Warminster Prep School	BA12 8JG	Rugby Union	Education	One poor quality junior pitch unavailable for community use.	Improve pitch quality with enhanced levels of maintenance for continued school use.	RFU, Education	Local	L	L	L	Protect Enhance
357	Warminster Prep School	BA12 8JG	Hockey	Education	One smaller size pitch that is unavailable for community use and is without sports lighting.	Retain for curricular and extra-curricular demand.	EH, Education	Local	L	L	L	Protect

**WILTSHIRE COUNCIL**  
**PLAYING PITCH STRATEGY – COMMUNITY AREA PROFILES**

Site ID	Site	Postcode	Sport	Management	Current status	Recommended actions	Partners	Site hierarchy tier	Priority	Timescales	Cost	Aim
358	Warminster Rugby Club (Folly Lane)	BA12 7RG	Rugby Union	Sports Club	Two standard quality senior pitches. Warminster RUFC reports that in recent years drainage on the pitches has started to decrease and pitches hold more water. Pitches have actual spare capacity. Accompanied by Standard quality ancillary provision.	Improve pitch quality through enhanced levels of maintenance. Explore opportunity to improve drainage onsite.	RFU, Sports club	Local	M	M	M	Protect Enhance
359	Warminster School	BA12 8PJ	Football	Education	Two adult pitches and one youth 11v11 pitch, both of which are good quality and unavailable for community use.	Explore community use options.	FA, FF, WFA, Education	Local	L	S	L	Protect
359	Warminster School	BA12 8PJ	Cricket	Education	One standalone NTP and one six wicket square that's not available for community use.	Sustain quality as appropriate and retain as current use.	ECB, WCB, Education	Local	L	L	L	Protect
359	Warminster School	BA12 8PJ	Hockey	Education	One good quality full size pitch that is available for community use and is equipped with sports lighting. Used by West Wilts HC but unavailable at weekends.	Sustain quality. Explore increase in access, particularly on weekends for match play.	EH, Education	Local	L	L	L	Protect
360	Warminster Town Football Club	BA12 9NS	Football	Sports Club	One poor quality adult pitch that is overplayed by one match equivalent session per week. The site is home to Warminster Town FC (Step 6).	Improve quality to alleviate overplay. Ensure the site meets the minimum requirements to progress through the football pyramid.	FA, FF, WFA, Sports Club	Local	M	S	L	Protect Enhance
380	Wylve Valley Church of England Voluntary Aided Primary School	BA12 0PN	Football	Education	One poor quality mini 7v7 pitch that is unavailable for community use.	Improve quality to better accommodate curricular and extra-curricular demand.	FA, FF, WFA, Education	Local	L	S	L	Protect Enhance

# WILTSHIRE COUNCIL PLAYING PITCH STRATEGY – COMMUNITY AREA PROFILES

## Area 18: Westbury

Westbury is a market town and service centre for its rural hinterland. Its heritage includes a proud history of cloth-making, lasting some 600 years, weaving and glove-making, which along with leather-working became important industries in the 19th century.

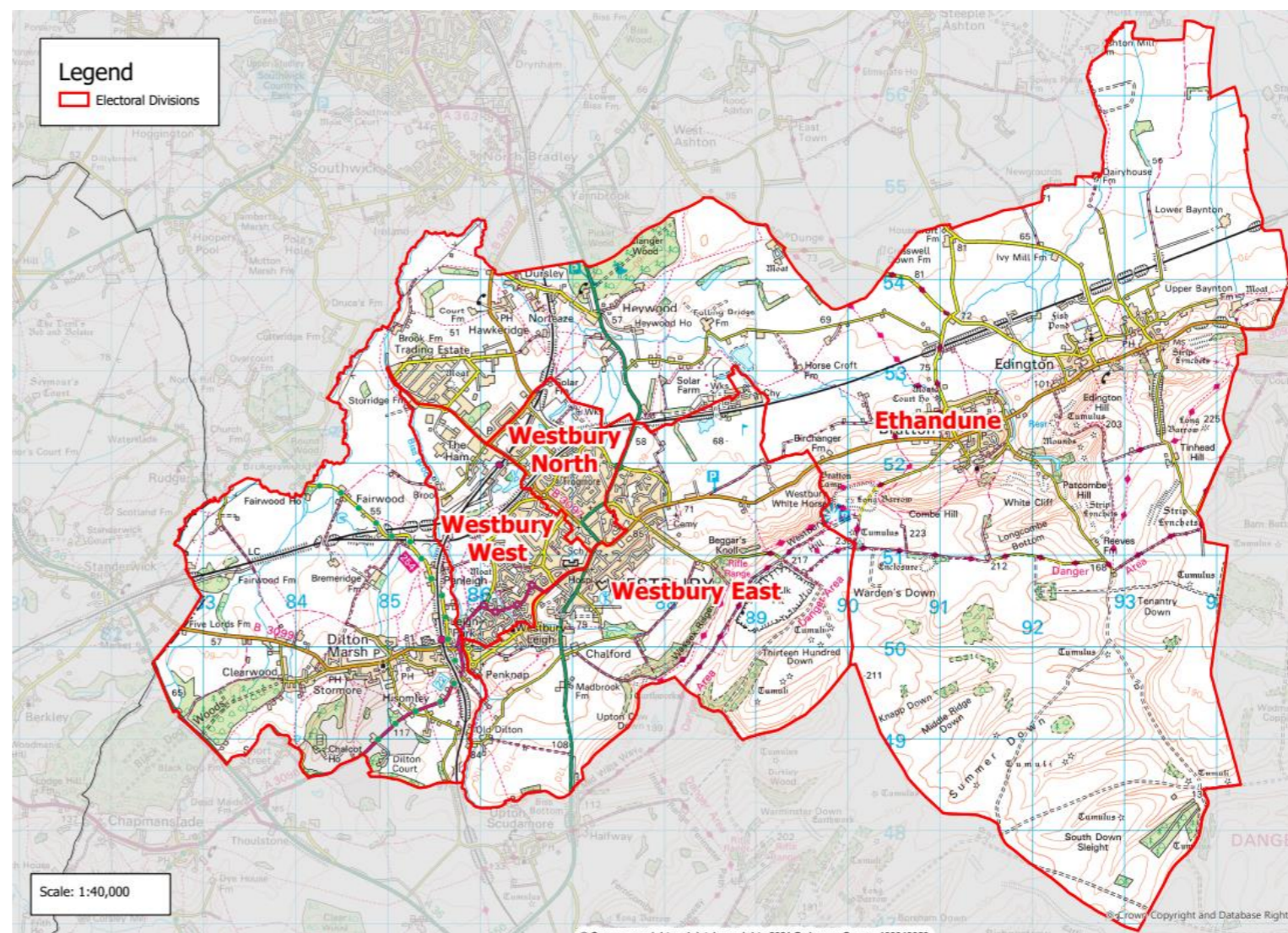
Westbury has very good rail links to other parts of the country. It is on the Bristol line and express trains from London to the West Country stop at the Westbury Station. Westbury is a significant commercial and industrial centre due to the major West Wiltshire Trading Estate and adjacent Northacre Industrial Estate, which help provide employment to an expanding population.

Table 18.1: Population in Westbury

Area (7,328 hectares)	Current population	Future population (ONS-based 2038 projections)	Housing growth (dwellings) in Local Plan (2020-2038)
Westbury	20,535	21,704	1,605

Table 18.2: Pitch sport team numbers in Westbury

Sport	Team gender	Age band	No. of teams	Current population
Football	Mens	16-45	5	3,451
Football	Womens	16-45	1	3,487
Football	Boys	12-15	5	516
Football	Girls	12-15	0	515
Football	Boys	10-11	4	266
Football	Girls	10-11	0	252
Football	Mixed	8-9	4	475
Football	Mixed	6-7	3	520
Cricket	Mens	18-55	7	4,638
Cricket	Womens	18-55	2	4,723
Cricket	Boys	7-18	3	1,502
Cricket	Girls	7-18	0	1,488
Rugby Union	Mens	19-45	2	3,090
Rugby Union	Womens	19-45	0	3,138
Rugby Union	Boys	13-18	0	727
Rugby Union	Girls	13-18	0	738
Rugby Union	Mixed	7-12	0	1,525
Rugby League	Mens	19-45	0	3,090
Rugby League	Womens	19-45	0	3,138
Rugby League	Boys	12-18	0	875
Rugby League	Girls	12-18	0	860
Rugby League	Mixed	7-11	0	1,254
Hockey	Mens	17-55	0	4,743
Hockey	Womens	17-55	0	4,835
Hockey	Boys	14-16	0	347
Hockey	Girls	14-16	0	389
Hockey	Boys	11-13	0	434
Hockey	Girls	11-13	0	365
Hockey	Mixed	5-10	0	1,501





**WILTSHIRE COUNCIL**  
**PLAYING PITCH STRATEGY – COMMUNITY AREA PROFILES**

**Key grass pitch sport sites**

Table 18.3: Key grass pitch sites in Westbury and their pitches

Site ID	Site name	Adult football	Youth 11v11 football	Youth 9v9 football	Mini 7v7 football	Mini 5v5 football	Cricket squares	Senior rugby	Junior rugby	Mini rugby
48	Bratton Recreation Ground	1	-	1	-	-	1	-	-	-
253	Redland Lane	-	1	1	1	1	-	-	-	-

**AGP provision**

Table 18.4: AGPs identified in Westbury

Site ID	Site name	Community use	Number of pitches	Pitch size	Sports lighting?	Pitch surface	Pitch quality
120	Fairfield Farm College	No	1	Half Size	No	Medium Pile 3G	Poor

**Sport by sport overview**

- Football** – actual spare capacity is identified on adult and youth 9v9 pitches at Bratton Recreation Ground and Redland Lane whilst overplay is identified on youth 11v11 pitches at Redland Lane. Mini 7v7 and mini 5v5 pitch types are played to capacity. No additional teams are expected to be generated through population growth alone. Key clubs identified in the area include Westbury Youth and Westbury United football clubs.
- 3G** – with no 3G pitches currently provided in Westbury, there is deemed to be a shortfall of 0.5 full size 3G pitches based on the FA’s training model.
- Cricket** – overplay of 12 match sessions per season is identified at all peak times for cricket in Westbury, located at Bratton Recreation Ground and Leighton Recreation Centre. Westbury and District CC is identified as a key club in the area.
- Rugby** – rugby union pitches in Westbury are played to capacity, with only the pitches at Westbury Rugby Club currently in use, by Westbury RUFC.
- Hockey** – no hockey suitable AGPs are available in Westbury although no demand is identified in the area.

**Population growth**

Based on population projections to 2038 (the period to which this assessment projects population based future demand), Sport England’s Playing Pitch Calculator can estimate the likely additional demand for grass rugby union pitches that will arise from any growth. This is by using the current and future populations in each of the relevant age groups together with the current team numbers, with team generation rates then established to understand how much growth is required to establish one new team.

For reference, the total current population in Wiltshire of 515,363 will increase to 541,068 by 2038. This is an increase of 25,704 people. The table below shows the number of new teams projected to be generated by the new population in Westbury and the requisite match equivalent sessions it will create. Please, however, note that this does include population increases linked to housing growth, which is instead covered separately following the table.

Table 18.5: Westbury team generation rates

Sport	Team Gender	Team generation rate	Population Increase	Additional teams	Additional matches per week	Additional pitches required <sup>20</sup>
Football	Mens	690.10	194.54	0.28	0.14	0.07
Football	Womens	3486.81	196.59	0.06	0.03	0.01
Football	Boys	103.13	29.07	0.28	0.14	0.07
Football	Girls	-	29.04	-	-	-
Football	Boys	66.62	15.02	0.23	0.11	0.06
Football	Girls	-	14.23	-	-	-
Football	Mixed	118.76	26.78	0.23	0.11	0.03
Football	Mixed	173.38	29.32	0.17	0.08	0.02

<sup>20</sup> Assuming additional pitches provided would be of standard quality.

**WILTSHIRE COUNCIL**  
**PLAYING PITCH STRATEGY – COMMUNITY AREA PROFILES**

Sport	Team Gender	Team generation rate	Population Increase	Additional teams	Additional matches per week	Additional pitches required <sup>20</sup>
Cricket	Mens	662.56	261.49	0.39	0.20	0.05
Cricket	Womens	2361.54	266.29	0.11	0.06	0.01
Cricket	Boys	500.51	84.66	0.17	0.08	0.02
Cricket	Girls	-	83.91	-	-	-
Rugby Union	Mens	1544.92	174.21	0.11	0.06	0.03
Rugby Union	Womens	-	176.94	-	-	-
Rugby Union	Boys	-	40.97	-	-	-
Rugby Union	Girls	-	41.60	-	-	-
Rugby Union	Mixed	-	85.98	-	-	-
Rugby League	Mens	-	174.21	-	-	-
Rugby League	Womens	-	176.94	-	-	-
Rugby League	Boys	-	49.34	-	-	-
Rugby League	Girls	-	48.51	-	-	-
Rugby League	Mixed	-	70.70	-	-	-
Hockey	Mens	-	267.44	-	-	-
Hockey	Womens	-	272.60	-	-	-
Hockey	Boys	-	19.58	-	-	-
Hockey	Girls	-	21.96	-	-	-
Hockey	Boys	-	24.48	-	-	-
Hockey	Girls	-	20.60	-	-	-
Hockey	Mixed	-	84.65	-	-	-

As seen in the table above, no additional teams are expected to be generated through population growth alone in the Westbury Analysis Area.

**Housing growth**

The anticipated population increase over the 14 year period (2038) equates to 2.17 match equivalent sessions of demand per week for grass pitch sports, zero match equivalent sessions on hockey suitable AGP and 20.16 match equivalent sessions of demand per season for cricket. Training demand equates to 3.97 hours of use per week for football on 3G pitches and zero hours on hockey suitable AGP.

Table 18.6: Demand for grass pitch sports generated from a population increase of 3,692.

Pitch sport	Estimated demand by sport	
	Match demand per week	Training demand
Adult football	0.53	3.97 hours
Youth football	0.83	As above
Mini soccer	0.62	As above
Rugby union	0.18	0.18 equivalent sessions
Rugby league	0.00	0.00 match equivalent sessions
Adult hockey	0.00	0.00 hours
Junior & mixed hockey	0.00	0.00 hours
Cricket	20.16	-

The table below translates estimated demand into new pitch provision with associated capital and lifestyle costs.

**WILTSHIRE COUNCIL**  
**PLAYING PITCH STRATEGY – COMMUNITY AREA PROFILES**

Table 18.7: Estimated demand and costs for new pitch provision

Pitch type	Estimated demand and costs for new pitches			Changing rooms	
	Number of pitches to meet demand	Capital cost	Lifecycle Cost (per annum)	Number	Capital cost
Adult football	0.53	£59,831	£11,787	1.07	£213,489
Youth football	0.83	£76,119	£15,376	0.94	£187,217
Mini soccer	0.62	£19,111	£3,784	0.00	£0
Rugby union	0.18	£30,073	£5,563	0.36	£71,537
Rugby league	0.00	£0	£0	0.00	£0
Cricket	0.47	£165,997	£30,543	0.94	£188,851
Sand AGPs	0.00	£0	£0	0.00	£0
3G pitches	0.10	£121,603	£3,577	0.21	£41,868
<b>Total</b>	<b>2.74</b>	<b>£472,734</b>	<b>£70,630</b>	<b>3.51</b>	<b>£702,962</b>

Overall, an additional 2.74 pitches would be required to meet additional demand arising from a population increase of 3,692. This would require an expected capital cost of £472,734 and a lifecycle cost per annum of £70,630.

**Action Plan**

Site ID	Site	Postcode	Sport	Management	Current status	Recommended actions	Partners	Site hierarchy tier	Priority	Timescales	Cost	Aim
48	Bratton Recreation Ground	BA13 4RF	Football	Bratton Parish Council	One adult pitch and one youth 11v11 pitch, both of which are good quality and have actual spare capacity amounting to one match equivalent session per week.	Utilise actual spare capacity where it exists, via the transfer of demand from overplayed sites or via future demand.	FA, FF, WFA, Parish Council	Local	M	S	L	Protect
48	Bratton Recreation Ground	BA13 4RF	Cricket	Bratton Parish Council	A good quality five wicket square with an NTP overplayed by three match equivalent sessions. Rolling annual agreement with Bratton CC and satellite centre for Trowbridge CC.	Sustain square quality with appropriate maintenance. Explore greater utilisation of onsite NTP to alleviate overplay. Support plans to improve ancillary provision and create practice nets.	ECB, WCB, Parish Council	Local	L	M	L	Protect
105	Dilton Marsh Playing Fields	BA13 4DZ	Football	Council	One adult pitch and one mini 5v5 pitch, both of which are poor quality and have spare capacity discounted due to poor pitch quality. The site is serviced with poor quality ancillary facilities.	Consider potential rationalisation of provision to contribute to a hub site. If not feasible improve pitch quality with enhanced levels of maintenance.	FA, FF, WFA	Local	L	L	L	Protect Enhance
120	Fairfield Farm College	BA13 4DL	3G	Education	One smaller size 3G pitch that is unavailable for community use and is without sports lighting.	Retain for curricular and extra-curricular demand.	FA, FF, WFA, Education	Local	L	L	L	Protect
186	Leighton Recreation Centre	BA13 3PW	Cricket	Sports Club	A good quality 12 wicket square overplayed by nine match equivalent sessions. Leased to Westbury & District CC from Wiltshire Council. New lease currently being negotiated.	Sustain square quality with appropriate maintenance. Explore installing NTP/hybrid wickets in order to alleviate overplay. Ensure a new long term agreement is provided to Westbury & District CC for security of tenure.	ECB, WCB, Sports Club	Local	M	M	L-M	Protect Provide

**WILTSHIRE COUNCIL**  
**PLAYING PITCH STRATEGY – COMMUNITY AREA PROFILES**

Site ID	Site	Postcode	Sport	Management	Current status	Recommended actions	Partners	Site hierarchy tier	Priority	Timescales	Cost	Aim
202	Matravers School	BA13 3QH	Football	Education	Two youth 11v11 pitches and one youth 11v11 pitch, all of which are poor quality and unavailable for community use.	Improve quality and explore community use options.	FA, FF, WFA, Education	Local	L	S	L	Protect Enhance
202	Matravers School	BA13 3QH	Cricket	Education	One standalone NTP that's not available for community use.	Sustain quality as appropriate and retain as current use.	ECB, WCB, Education	Local	L	L	L	Protect
202	Matravers School	BA13 3QH	Rugby Union (Disused)	Education	Disused site which previously accommodated one senior pitch.	No action required	RFU, Education	Local	-	-	-	-
253	Redland Lane	BA13 3QA	Football	Sports Club	One youth 11v11 pitch, one youth 9v9 pitch, one mini 7v7 pitch and one mini 5v5 pitch, all of which are standard quality. The youth 11v11 pitch is overplayed by 0.5 match equivalent sessions per week, whilst the youth 9v9 pitch has actual spare capacity amounting to 0.5 match equivalent session per week. The site is serviced with poor quality ancillary facilities.	Utilise actual spare capacity where it exists, via the transfer of demand from overplayed sites or via future demand. Consider transferring demand to sites with actual spare capacity or improving the pitch quality to alleviate overplay where it exists. Explore feasibility of improving the site's ancillary provision.	FA, FF, WFA, Sports Club	Local	M	M	M	Protect Enhance
363	Westbury C of E Junior School	BA13 3LY	Football	Education	One poor quality youth 9v9 pitch that is unavailable for community use.	Improve quality to better accommodate curricular and extra-curricular demand.	FA, FF, WFA, Education	Local	L	S	L	Protect Enhance
364	Westbury Rugby Club	BA13 4LX	Rugby Union	Sports club	Two standard quality senior pitches, one of which has sports lighting. The pitch with sports lighting is currently played close to capacity, whilst the remaining pitch has spare capacity. Westbury RUFC reports issues with drainage in the winter months. Accompanied by good quality ancillary provision.	Improve pitch quality through enhanced levels of maintenance. Explore opportunity to improve drainage onsite.	RFU, Sports club	Local	L	L	M	Protect Enhance
365	Westbury United Football Club	BA13 3AF	Football	Sports Club	One standard quality adult pitch. The site is home to Westbury United FC (Step 4).	Improve quality. Ensure the site meets the minimum requirements to progress through the football pyramid.	FA, FF, WFA, Sports Club	Local	M	S	L	Protect Enhance



# WILTSHIRE COUNCIL PLAYING PITCH STRATEGY

## NEEDS ASSESSMENT REPORT NOVEMBER 2024

QUALITY, INTEGRITY, PROFESSIONALISM

### **Knight, Kavanagh & Page Ltd**

Company No: 9145032 (England)

MANAGEMENT CONSULTANTS

Registered Office: 1 -2 Frecheville Court, off Knowsley Street, Bury BL9 0UF

T: 0161 764 7040 E: [mail@kcp.co.uk](mailto:mail@kcp.co.uk) [www.kcp.co.uk](http://www.kcp.co.uk)



Cert Num: 6543-QMS-001

# WILTSHIRE COUNCIL PLAYING PITCH ASSESSMENT REPORT

---

## CONTENTS

ABBREVIATIONS .....	1
PART 1: INTRODUCTION AND METHODOLOGY .....	2
PART 2: FOOTBALL.....	13
PART 3: THIRD GENERATION TURF (3G) ARTIFICIAL GRASS PITCHES (AGPS) .....	64
PART 4: CRICKET.....	82
PART 5: RUGBY UNION .....	140
PART 6: RUGBY LEAGUE .....	172
PART 7: HOCKEY .....	174
PART 8: OTHER GRASS PITCH SPORTS .....	195
APPENDIX 1: SPORTING CONTEXT .....	198
APPENDIX 2: NON TECHNICAL ASSESSMENT SHEETS.....	206

# WILTSHIRE COUNCIL

## PLAYING PITCH ASSESSMENT REPORT

---

### ABBREVIATIONS

3G	Third Generation (artificial turf)
AFLE	Australian Football League England
AGP	Artificial Grass Pitch
BAFA	British American Football Association
CC	Cricket Club
CFS	County Facilities Strategy
DCMS	Department for Culture, Media and Sport
ECB	England and Wales Cricket Board
EH	England Hockey
FA	Football Association
FC	Football Club
FF	Football Foundation
FIFA	Fédération Internationale de Football Association
FPM	Facilities Planning Model
GMA	Grounds Management Association
HC	Hockey Club
KKP	Knight, Kavanagh and Page
LFFP	Local Football Facilities Plan
MOD	Ministry of Defence
NFFS	National Football Facilities Strategy
NGB	National Governing Body
NGS	National Game Strategy
NLS	National League System
NPPF	National Planning Policy Framework
PPS	Playing Pitch Strategy
PQS	Performance Quality Standard
RFL	Rugby Football League
RFU	Rugby Football Union
RLFC	Rugby League Football Club
RUFC	Rugby Union Football Club
U	Under
WASP	Wiltshire & Swindon Sport
WC	Wiltshire Cricket
WFA	Wiltshire FA
WR	World Rugby

# WILTSHIRE COUNCIL

## PLAYING PITCH ASSESSMENT REPORT

---

### PART 1: INTRODUCTION AND METHODOLOGY

#### 1.1: Introduction

Knight Kavanagh & Page (KKP) has been commissioned to undertake a Playing Pitch Strategy (PPS) for Wiltshire Council. This will provide the necessary robustness and direction to inform decisions affecting relevant provision within the local authority area.

This report, known as the Assessment Report, presents a supply and demand assessment of playing pitch facilities in the area. It is delivered in accordance with Sport England's PPS Guidance, which details five stages for the developing the study:

- ◀ Stage A: Prepare and tailor the approach
- ◀ Stage B: Gather information and views on the supply of and demand for provision
- ◀ Stage C: Assess the supply and demand information and views
- ◀ Stage D: Develop the strategy
- ◀ Stage E: Deliver the strategy and keep it robust and up to date

Stages A to C are covered in this report for summer sports (with winter to follow), with Stage D covered in the proceeding strategy document and Stage E ongoing once the work has been approved. The lifespan of a PPS is considered to be three years, although this can be increased if it is kept up to date. As part of the Stage E process, the PPS should be reviewed on an annual basis from the date it is formally signed off.

#### 1.2: Stage A: Prepare and tailor the approach

##### ***Why the Strategy is being developed***

The PPS will replace the existing study in Wiltshire, which was adopted in 2017 and is now considered to be out of date. As part of this, it seeks to deliver the following aims:

- ◀ Ensure that all valuable facilities are protected for the long-term benefit of sport.
- ◀ Promote a sustainable approach to the provision of playing pitches and management of sports clubs.
- ◀ Ensure that there are enough facilities in the right place to meet current and projected future demand.
- ◀ Ensure that all clubs have access to facilities of appropriate quality to meet current needs and longer-term aspirations.
- ◀ Ensure that all providers seek to ensure all facilities meet up-to-date standards of accessibility.
- ◀ Ensure the community have a voice in facility development through area-by-area data gathering and assessment of need.
- ◀ Ensure facility development meets the need of all Wiltshire Council residents including those who face barriers to participation, health inequalities or reside in underserved communities.

The Wiltshire PPS will also be an evidence base document for the Local Plan Review, which the Council is currently progressing. The current Local Plan (2012-2026) was adopted in January 2015 and sets out how and where development will take place, outlining challenges facing Wiltshire and how they will be addressed, the vision for the future of Wiltshire, the strategy for achieving the vision, and policies and proposals to enable the County to grow and develop.



# WILTSHIRE COUNCIL

## PLAYING PITCH ASSESSMENT REPORT

---

The review is required to ensure that existing facilities are the most appropriate in terms of quantity, quality, and location, alongside considering how best to meet the additional needs and strain on infrastructure generated by planned housing and economic growth. Maintaining an up-to-date Local Plan will also support local growth by generating certainty for investment in local development and infrastructure through a policy framework that establishes an up to date and objective assessment of development needs and supports sustainable development in Wiltshire.

More generally, the Local Plan Review will:

- ◀ Allow for the consideration of updated information on development needs.
- ◀ Reflect changes to national policy and local strategies.
- ◀ Extend the Plan period to 2038.
- ◀ Provide a plan which will help to support growth and maintain local control over planning decisions during the period to 2038.

In addition, an up-to-date PPS is required to inform local planning policy and to conform with the National Planning Policy Framework (NPPF). One of the core planning principles of this is to improve health, social and cultural wellbeing for all and deliver sufficient community and cultural facilities and services to meet local needs.

Section eight of the NPPF deals specifically with the topic of healthy communities, with Paragraph 102 stating that “planning policies should be based on robust and up-to-date assessments of the need for open space, sport and recreation facilities (including quantitative or qualitative deficits or surpluses) and opportunities for new provision. Information gained from the assessments should be used to determine what open space, sport and recreational provision is needed, which plans should then seek to accommodate.”

Paragraph 103 sets three criterion that ensures existing open space, sports and recreational buildings and land, including playing fields, should not be built on unless:

- a) An assessment has been undertaken which has clearly shown the open space, buildings or land to be surplus to requirements; or
- b) The loss resulting from the proposed development would be replaced by equivalent or better provision in terms of quantity and quality in a suitable location; or
- c) The development is for alternative sports and recreational provision, the benefits of which clearly outweigh the loss of the current or former use.

Paragraphs 105, 106, and 107 set the parameters for the designation of Local Green Space. Such spaces may include playing fields and playing pitches.

### ***Management arrangements***

A project team from the Council has worked with KKP to ensure that all relevant information is readily available and to support the consultants as necessary to ensure that project stages and milestones are delivered on time, within the cost envelope and to the required standard to meet Sport England guidance.

Further to this, a Steering Group is and has been responsible for the direction of the PPS from a strategic perspective. Its role is also to support, check and challenge the work of the project team. The Steering Group comprises representatives from the Council, Sport England, Wiltshire & Swindon Sport (WASP) and the relevant national governing bodies of sport (NGBs).

# WILTSHIRE COUNCIL PLAYING PITCH ASSESSMENT REPORT

It will be important for the Steering Group to continue to meet once the PPS has been finalised for several reasons, including a continuing responsibility to:

- ◀ Be a champion for playing pitch provision in the area and promote the value of the PPS.
- ◀ Ensure implementation of the recommendations and action plan.
- ◀ Monitor and evaluate the outcomes of the study and ensure that the PPS is kept up-to-date.

## Scope

The PPS encompasses all relevant facilities regardless of ownership and management. The following are included within the scope:

- ◀ Football pitches
- ◀ Rugby union pitches
- ◀ Rugby league pitches
- ◀ Cricket squares
- ◀ Hockey pitches (sand/water based artificial grass pitches (AGPs))

A bespoke section for Third generation turf (3G) pitches is also included within this report. This is relevant to several sports, predominately football but also rugby union and rugby league. It is separated out from other sections due to this multi-sport nature.

In addition, other grass pitch sports are also included where supply and/or demand is identified (i.e American football, Aussie rules).

## Study area

The study area comprises of the full local authority area, with analysis areas (or sub areas) also used to allow for a more localised analysis in addition to the analysis for Wiltshire as a whole. This entails splitting the Council's administrative area into 18 community areas that are already used from a planning perspective. These are detailed in the following table and shown in Figure 1.

*Table 1.1: Summary of PPS analysis areas*

Map ID	Analysis area (area board)	Wards covered
1	Stonehenge <sup>1</sup>	Amesbury East & Bulford, Amesbury South, Amesbury West, Avon Valley, Durrington, Till Valley
2	Bradford-on-Avon	Bradford-on-Avon North, Bradford-on-Avon, South Holt, Winsley & Westwood
3	Calne	Calne Central, Calne Chilvester & Abberd, Calne North, Calne Rural, Calne South
4	Chippenham & Villages	By Brook, Chippenham Cepen Park & Derriads, Chippenham Cepen Park & Hunters Moon, Chippenham Hardenhuish, Chippenham Hardens & Central, Chippenham Lowden & Rowden, Chippenham Monkton, Chippenham Pewsham, Chippenham Sheldon, Kington

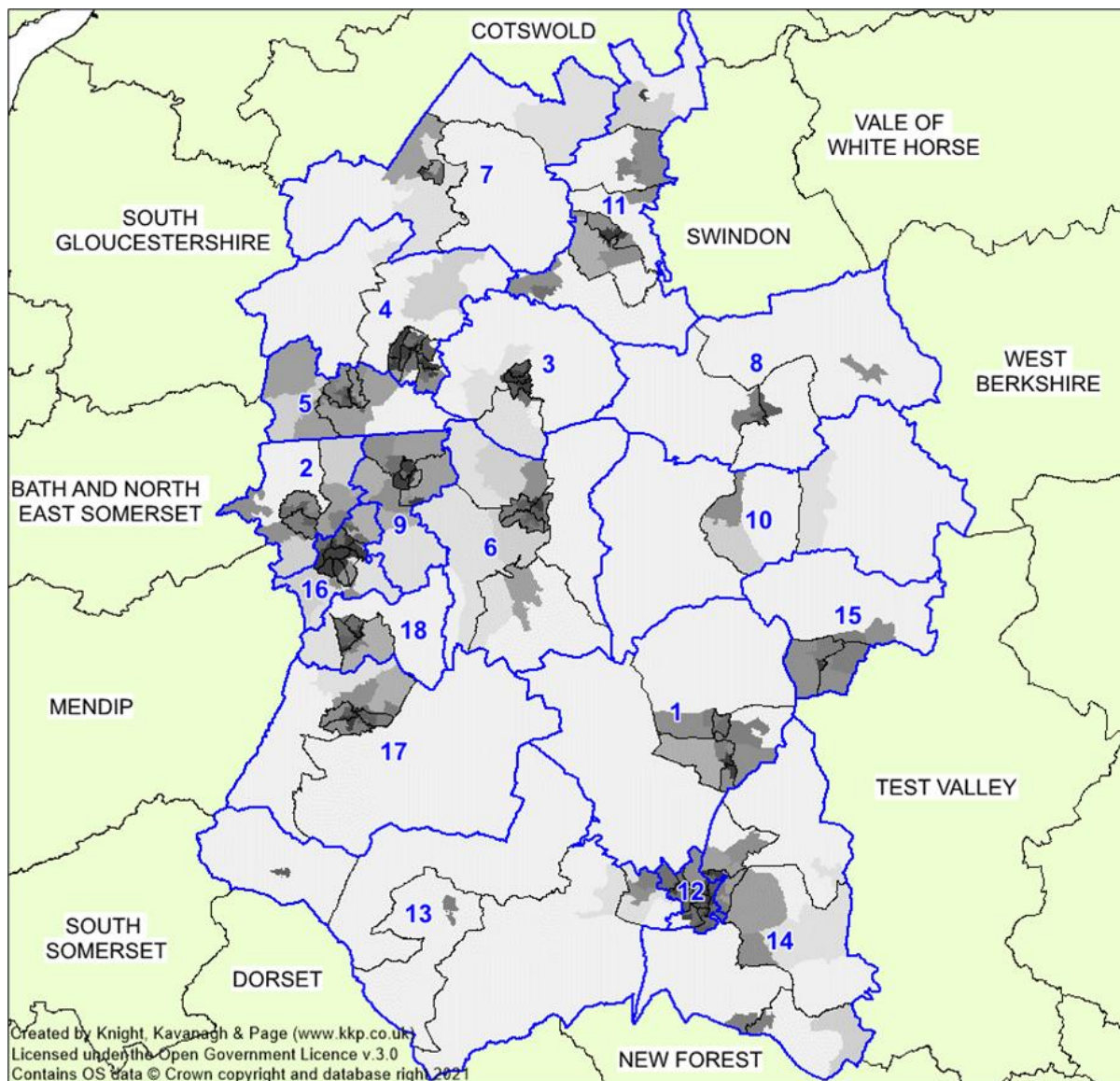
<sup>1</sup> Formerly known as Amesbury.

# WILTSHIRE COUNCIL PLAYING PITCH ASSESSMENT REPORT

Map ID	Analysis area (area board)	Wards covered
5	Corsham	Box & Colerne, Corsham Ladbrook, Corsham Pickwick, Corsham Without
6	Devizes	Bromham, Rowde & Roundway, Devizes East, Devizes North, Devizes Rural West, Devizes South, The Lavingtons, Urchfont & Bishops Cannings
7	Malmesbury	Brinkworth, Malmesbury, Minety, Sherston
8	Marlborough	Aldbourn & Ramsbury, Marlborough East, Marlborough West
9	Melksham	Bowerhill, Melksham East, Melksham Forest, Melksham South, Melksham Without North & Shurnhold, Melksham Without West & Rural
10	Pewsey	Pewsey, Pewsey Vale East, Pewsey Vale West
11	Royal Wootton Bassett & Cricklade	Cricklade & Latton, Lyneham, Purton, Royal Wootton Bassett East, Royal Wootton Bassett North, Royal Wootton Bassett South & West
12	Salisbury	Salisbury Bemerton Heath, Salisbury Fisherton & Bemerton Village, Salisbury Harnham East, Salisbury Harnham West, Salisbury Milford, Salisbury St Edmund's, Salisbury St Francis & Stratford, Salisbury St Paul's
13	South West Wiltshire	Fovant & Chalke Valley, Mere, Nadder Valley, Tisbury, Wilton
14	Southern Wiltshire	Aldbourn & Whiteparish, Downton & Ebbel Valley, Laverstock, Old Sarum & Lower Bourne Valley, Redlynch & Landford, Winterslow & Upper Bourne Valley
15	Tidworth	Ludgershall North & Rural, Tidworth East & Ludgershall South, Tidworth North & West
16	Trowbridge	Hilperton, Southwick, Trowbridge Adcroft, Trowbridge Central, Trowbridge Drynham, Trowbridge Grove, Trowbridge Lambok, Trowbridge Park, Trowbridge Paxcroft
17	Warminster	Warminster Broadway, Warminster East, Warminster North & Rural, Warminster West, Wylde Valley
18	Westbury	Ethandune, Westbury East, Westbury North, Westbury West

# WILTSHIRE COUNCIL PLAYING PITCH ASSESSMENT REPORT

Figure 1.1: Map of Wiltshire and its analysis areas



Cross boundary issues will also be explored to determine the level of imported and exported demand, recognising, for example, that people travel to and make use of strategic facilities irrespective of administrative boundaries. This is particularly key in relation to Wiltshire given the size of the authority and the number of local authorities that adjoin.

### 1.3: Gather information and views on supply of and demand for provision (Stage B)

A clear picture of the supply of and demand for playing pitches and outdoor sport facilities in Wiltshire is required to enable an accurate assessment of quantity, quality and usage. This has been achieved through site assessments and consultation with key stakeholders.

#### ***Gather supply information and views – an audit of provision***

##### *Quantity*

Where known, all playing pitch facilities are included within the PPS, irrespective of ownership, management and use.

# WILTSHIRE COUNCIL

## PLAYING PITCH ASSESSMENT REPORT

---

Sites have been initially identified using Sport England's Active Places web-based database, with the Council and NGBs supporting this process by checking and updating this initial data as well as by supplying their own affiliation data and booking information. For each site, the following details are recorded in the project database:

- ◀ Site name, address (including postcode) and location
- ◀ Ownership and management type
- ◀ Security of tenure
- ◀ Community availability
- ◀ Total number, type and quality of provision
- ◀ Usage levels

Sport England's guidance uses the following definitions of a playing pitch and playing field. These definitions are set out by the Government in the 2021 'Town and Country Planning (Development Management Procedure) Order':

- ◀ **Playing pitch** – a delineated area which is used for association football, rugby, cricket, hockey, lacrosse, rounders, baseball, softball, American football, Australian football, Gaelic football, shinty, hurling, polo or cycle polo.
- ◀ **Playing field** – the whole of a site that encompasses at least one playing pitch.

Although the statutory definition of a playing field sets out a minimum size, the PPS takes account of smaller sized pitches that contribute to the supply side. For example, a site containing a mini 5v5 football pitch is included despite it potentially being smaller than 0.2ha. The study counts individual grass pitches (as a delineated area) as the basic unit of supply, with the definition of a playing pitch also including artificial grass pitches (AGPs).

As far as possible, this report aims to capture all of the playing pitches within Wiltshire; however, there may be instances that have led to omissions, such as unused school sites where access was not possible (although facilities at sites not accessed are still included within the study where provision is known to exist from other sources e.g., affiliation data or club/league consultation). Where provision has not been recorded within the report, it is still considered to exist for planning purposes and will continue to do so. Furthermore, any exclusion does not mean that the provision is not required from a supply and demand point of view.

### *Accessibility*

Not all playing pitch sites offer the same level of access to the community. The ownership and accessibility of also influences their actual availability for community use. As such, each site included in the PPS is assigned a level of community use as follows:

- ◀ **Community use** - provision in public, voluntary, private or commercial ownership or management (including education sites) recorded as being available for hire and currently in use by teams playing in community leagues.
- ◀ **Available but unused** - provision that is available for hire but are not currently used by teams which play in community leagues; this most often applies to school sites but can also apply to sites which are expensive to hire.
- ◀ **No community use** - provision which as a matter of policy or practice is not available for hire or used by teams playing in community leagues. This should include professional club sites along with some semi-professional club sites where play is restricted to the first or second team.

## WILTSHIRE COUNCIL

# PLAYING PITCH ASSESSMENT REPORT

---

- ◀ **Disused** - sites that have previously been used for sport but that are not currently being used at all by any users and are not available for community hire either (often being unmarked). Once sites are disused for five or more years, these fall outside of Sport England's statutory remit but still have to be assessed using the criteria in paragraph 103 of the NPPF, with Sport England still likely to challenge a proposed loss which fails to meet such criteria. It should be emphasised that the lawful planning use of a such a site is still that of a playing field until such time as its use is formally changed or it is developed for a non-sport use.

It should be noted that smaller disused sites could be a valuable community resource for informal recreation. Where such sites are within a quintile 1 and 2 postcode or a rurally isolated community, consideration could be given to upgrading their informal recreation provision.

In addition, there should be a good degree of certainty that provision will be available to the community for at least the following three years. If this is not the case, the provision is still included within the assessment but is noted as having unsecure tenure. A judgement is made based on the information gathered and a record of secured or unsecured community use is put against each site.

### *Quality*

The capacity of provision to regularly provide for competitive play, training and other activity over a season is most often determined by quality. As a minimum, the quality and therefore the capacity of provision affects the playing experience and people's enjoyment of a sport. In extreme circumstances, it can result in a facility being unable to cater for all or certain types of play during peak and off-peak times.

The quality of all provision identified in the audit and the ancillary facilities supporting them are assessed as part of a PPS, regardless of ownership, management and availability. Along with capturing any details specific to the individual facilities and sites, a quality rating is also recorded within the audit for each pitch/facility. These ratings are then used to help estimate the capacity (aligned to NGB guidance) to accommodate competitive and other play within the supply and demand assessment.

For the purposes of quality assessments, the PPS refers to playing facilities and ancillary facilities separately as being of 'good', 'standard' or 'poor' quality. However, some good quality sites may have poor quality elements and vice versa (e.g., a good quality pitch may be serviced by poor quality changing facilities).

Good quality refers to facilities with, for example, good grass cover, even surfaces and that are free from vandalism and litter. For ancillary facilities, it refers to access for disabled people, sufficient provision for referees, juniors/women/girls and appropriate showers, toilets and car parking. The age of the facilities can also have a significant bearing on the overall quality rating.

Standard quality refers to playing provision that have, for example, adequate grass cover, minimal signs of wear and tear and goalposts that may be secure but in need of minor repair. In terms of ancillary facilities, standard quality refers to adequately sized changing rooms, storage provision and the provision of toilets, although some level of improvement/ modernisation may be required.

# WILTSHIRE COUNCIL

## PLAYING PITCH ASSESSMENT REPORT

---

Poor quality refers to playing provision with, for example, inadequate grass cover, uneven surfaces and poor drainage, whilst for ancillary facilities it may relate to changing rooms, no showers, no running water and old, dated interiors. They are often unsuitable for mixed gender use.

To ensure accurate findings, site assessments for each sport are carried out during the playing season for that sport. As such, the site assessments for sports played in the winter are conducted between November and February, whilst the sports played in the summer have assessments carried out between July and August.

In addition to undertaking non-technical assessments (using the templates provided within the guidance), users and providers have also been consulted on the quality as well as the Council and relevant NGBs. In some instances, the quality rating has been adjusted to reflect this (thus establishing an “agreed quality rating”).

Furthermore, technical assessments have also been provided, where undertaken, such as those carried out by the Grounds Maintenance Association (GMA), which now provides technical assessments across football, rugby union, rugby league and cricket (known as PitchPower reports). PitchPower reports, where carried out, have informed the quality assessments for the PPS to ensure the findings align (unless there is a clear reason for a differential e.g., recent improvements/deterioration).

### ***Gather demand information and views***

#### *Current demand*

Presenting an accurate picture of current demand for playing pitches (i.e., recording how and when provision is used) is important when undertaking a supply and demand assessment. To that end, demand for provision in Wiltshire tends to fall within the following categories:

- ◀ Organised competitive play
- ◀ Organised training
- ◀ Informal play
- ◀ Unofficial use

Current and future demand for provision is presented on a sport-by-sport basis within the relevant sections of this report. In addition, unmet, latent, imported and exported demand for provision is also identified within each section (unless no such demand has been identified).

Unmet demand is existing demand that is not getting access to provision. It is usually expressed, for example, when a team is in training but is unable to access a match pitch, or when a league has a waiting list due to a lack of provision, which in turn is hindering the growth of the competition. In comparison, latent demand is defined as the number of additional teams (or members) that could be accommodated if access to a sufficient number of playing pitch facilities (and ancillary provision) was available.

Exported and imported demand refers to those that are playing outside of their local authority area of choice. This therefore includes Wiltshire-based demand that travels outside of the authority to access provision (exported demand), as well as demand from nearby authorities that travel into the area (imported demand). This can often be linked to capacity and/or quality issues within an authority, although nationally some leagues and competitions operate a central venue system that can necessitate the displacement.

# WILTSHIRE COUNCIL

## PLAYING PITCH ASSESSMENT REPORT

---

A variety of consultation methods have been used to collate demand information. Firstly, face-to-face consultation (normally via video call) has been carried out with key clubs and leagues from each sport (as identified by the Council and the relevant NGBs), thus allowing for the collection of detailed demand information and further interrogation of key issues. For all remaining clubs, telephone consultation or an online survey (converted to postal if required) has been utilised.

Key providers and other users of provision have also been contacted, including town and parish councils as well as schools and further/higher education establishments. This involves face-to-face meetings with secondary schools, colleges and universities and an online survey being sent to primary schools, special schools and independent schools.

### *Future demand*

Alongside current demand, it is important for a PPS to assess whether the future demand for provision can be met. Using Office of National Statistics (ONS) population projections and proposed housing growth, as well as likely participation growth informed through consultation, an estimate can be made of the likely future demand for the relevant facilities. Assumptions can then be made as to whether existing provision can cater for such growth.

Team generation rates are used to provide an indication as to how many people it may take to generate a team (by gender and age group). This ratio can then be applied to predicted participation, population and housing growth to help estimate the change in demand for each sport that may arise in the future.

Other information sources that were used to help identify future demand include:

- ◀ Recent trends in the participation.
- ◀ The nature of the current and likely future population and their propensity to participate.
- ◀ Feedback from clubs on plans to develop additional teams / attract additional members.
- ◀ Any local and NGB specific sports development targets e.g., women's/girls activity.

All future demand projections across the PPS for Wiltshire cover the period up until 2038, in line with the Council's Local Plan Review.

### **1.4: Assess the supply and demand information and views (Stage C)**

Supply and demand information gathered is used to assess the adequacy of playing pitch provision in Wiltshire and to identify key issues, challenges and aspirations. This forms the basis of this report.

#### ***Understanding the situation at individual sites***

Qualitative ratings are linked to a capacity rating derived from NGB guidance and tailored to suit a local area. For playing pitch sports, the quality and use of each pitch is assessed against recommended capacity to indicate how many match equivalent sessions provision could accommodate. Each pitch is then said to have potential spare capacity, be at capacity, or be overplayed – as follows:

Potential spare capacity: Play is below the level the site could sustain.	
At capacity: Play is at a level the site can sustain.	
Overused: Play exceeds the level the site can sustain.	



# WILTSHIRE COUNCIL

## PLAYING PITCH ASSESSMENT REPORT

Pitches have a limit of how much play they can accommodate over a certain period of time before their quality, and in turn their use, is adversely affected. As the main usage of pitches is likely to be for matches, it is appropriate for the comparable unit to be match equivalent sessions but may for example include training sessions and informal use. One team accessing one whole pitch is considered to use the pitch for 0.5 match equivalent sessions per week based on them playing home and away fixtures on an alternate basis (therefore only requiring access to their home pitch every two weeks).

As a guide, the NGBs for football, cricket, rugby union, rugby league and hockey have set a standard number of matches that each pitch type should be able to accommodate without adversely affecting its quality. Given how the sports operate, this is per week for football, rugby league, rugby union, per day for hockey and per season for cricket and is further detailed in the table below.

*Table 1.1: Capacity of playing pitches in match equivalent sessions*

Sport	Pitch type	Good	Standard	Poor
Football	Adult pitches	3 per week	2 per week	1 per week
	Youth pitches	4 per week	2 per week	1 per week
	Mini pitches	6 per week	4 per week	2 per week
Rugby union	Senior pitches	3.3 per week	2.6 per week	2 per week
Rugby league	Senior pitches	3 per week	2 per week	1 per week
	Junior pitches	3 per week	2 per week	1 per week
	Primary pitches	3 per week	2 per week	1 per week
Cricket	One grass wicket	5 per season	4 per season	0 per season
	One synthetic wicket	60 per season	60 per season	60 per season
Hockey	One AGP	4 matches per day	4 matches per day	0 matches per day

More detailed sport specific capacity guidance is detailed within the relevant sections of this report.

### ***Develop the current and future picture of provision***

Once capacity is determined on a site-by-site basis, actual spare capacity is calculated on a Council-wide and an area-by-area basis via further interrogation of peak time demand (i.e., the day/time demand is most likely to exist). This then identifies whether there is overall spare capacity or whether there is a shortfall of capacity.

Although spare capacity may be identified at some sites and in some areas, it does not necessarily mean that there is surplus provision. For example, spare capacity may not be available when it is needed (actual spare capacity), or a site may be retained in a 'strategic reserve' to enable rotation and to reduce wear and tear. There may also be a need to discount some capacity, for example at poor quality sites that should not be used until they are improved, or at unsecure sites where long-term access cannot be guaranteed.

Conversely, where a shortfall of capacity is identified, this does not necessarily mean there is a need for increased provision via new facilities. Instead, it may be possible for deficits to be overcome through better utilising the existing stock, such as through quality improvements or through improving community access.

Once current capacity has been determined, future capacity can then also be calculated via incorporating the future demand that has been identified as well as any unmet, latent and exported demand.

# WILTSHIRE COUNCIL

## PLAYING PITCH ASSESSMENT REPORT

---

### ***Identify the key findings and issues***

The Assessment Report, which is this document, is drafted and presented on a sport-by-sport basis, with data analysis undertaken on both a Council-wide and sub-area basis. This focuses on reporting research findings, consultation, site audit information and data analysis supported by detailed GIS mapping. It is agreed and 'signed off' prior to moving on to the strategy and action plan development stages.

Each included section (from Part 2 onwards) summarises the local administration of the included playing pitch facilities. Each provides a summary of the supply of and demand for provision, with key issues identified and an overall supply and demand analysis undertaken.

### **1.5: Develop the strategy (Stage D)**

The Strategy follows the production of this Assessment Report, once it has been finalised and signed off by the Steering Group. It will feature:

- ◀ Headline findings
- ◀ An overall vision and associated aims for the PPS
- ◀ Sport-by-sport recommendations and scenarios
- ◀ Strategic recommendations
- ◀ A site-by-site and area-by-area Action Plan
- ◀ Housing growth scenarios

Additionally, it will provide detail as to how to deliver the PPS and keep it robust and up to date (Stage E).

# WILTSHIRE COUNCIL

## PLAYING PITCH ASSESSMENT REPORT

### PART 2: FOOTBALL

#### 2.1: Introduction

Wiltshire FA is the primary organisation overseeing the development (and some elements of administration) of football in Wiltshire. It is responsible for growing participation, promoting diversity and regulating the sport for everyone to enjoy.

Facility development for football is largely the responsibility of the Football Foundation (FF), which is a charity, linked to and funded by the Premier League, The FA and the Government (via Sport England), that helps communities improve their local football facilities. It is committed to improving the experience of playing football for everyone involved in the game. The FF also acts on behalf of The FA as the strategic NGB for football in supporting development of the PPS.

This section of the report focuses on the supply and demand for grass football pitches, where formal demand is generally defined through five formats of play and five pitch types, linked to the age of teams and players. Please refer to the table below for more detail relating to this.

Table 2.1: Football grass pitch formats

Format/pitch type	Age range	Recommended pitch size (metres)	Recommended pitch size including runoff (metres)
Adult	U17s+	100 x 64	106 x 70
Youth 11v11	U15s-U16s	91 x 55	97 x 61
	U13s-U14s	82 x 50	88 x 56
Youth 9v9	U11s-U12s	73 x 46	79 x 52
Mini 7v7	U9s-U10s	55 x 37	61 x 43
Mini 5v5	U7s-U8s	37 x 27	43 x 33

Part 3 of this report captures supply and demand for third generation pitches (3G pitches), which is the preferred artificial surface type for football.

#### ***Wiltshire Local Football Facility Plan (LFFP)***

To support in delivery of both the current and superseding FA National Games Strategy (NGS), the FA commissioned a nationwide consultancy project. As part of this, an LFFP has been produced for every local authority across England, with each plan being unique to its area as well as being diverse in its representation.

The LFFP is strategically aligned to the National Football Facilities Strategy (NFFS); a 10-year plan to change the landscape of football facilities in England. The NFFS represents a major funding commitment from the national funding partners (The FA, Premier League and Department for Culture, Media and Sport (DCMS)) and is delivered through the FF to inform and direct an estimated one billion pounds of investment into facilities.

Each LFFP builds upon PPS findings (where present and current) regarding the formal and affiliated game as well as including strategic priorities for investment across small-sided football (including recreational and indoor activity). The LFFP also incorporates consultation with groups outside of formal football, as well as under-represented communities. This includes those which may be key partners with regards to using football for behavioural change, plus groups which may be key drivers of FA priorities around participation in the likes of women and girls' football, disability football and futsal.

# WILTSHIRE COUNCIL PLAYING PITCH ASSESSMENT REPORT

The LFFP for Wiltshire was produced in 2019. As it is a 'live' document it should be updated following the completion of this study as an up-to-date supply and demand assessment may present findings and recommendations that need to be incorporated for investment purposes. LFFPs identify key projects to be delivered and act as an investment portfolio for projects that require potential funding through the FF.

Notwithstanding the above, it is important to recognise that the LFFP is an investment portfolio of priority projects for potential investment; it is not a detailed supply and demand analysis of all pitch provision in a local area. Consequently, it cannot be used in place of a PPS and is not an accepted evidence base for site change of use or disposal. A LFFP does, however, build on available/existing local evidence and strategic plans.

## Consultation

In addition to face to face and video consultation with key clubs, an electronic survey was sent to all football clubs playing in Wiltshire, and leagues accommodating Wiltshire-based teams, distributed via Wiltshire FA.

A 59% club response rate and an 87% team response rate has been achieved. The responsive clubs include the following that have been identified as particularly key given their size and/or aspirations:

- ◀ AFC Corsham
- ◀ Bishops Cannings FC
- ◀ Clarendon Juniors FC
- ◀ Devizes Town/Youth FC
- ◀ FOF FC
- ◀ Malmesbury Victoria/Youth FC
- ◀ Salisbury FC Youth
- ◀ Trowbridge Wanderers FC

The majority of the unresponsive clubs have just one or two teams.

## 2.2: Supply

The audit identifies a total of 477 grass football pitches within Wiltshire across 215 sites, with 309 pitches across 126 sites identified as being available for community use. All 168 unavailable pitches are located at either education sites, MOD sites or professional sporting venues i.e., for Swindon Town FC.

The supply of pitches is relatively evenly spread across Wiltshire. The Southern Wiltshire Analysis Area accommodates the largest number that are community available, with 27 (9%), whilst the Warminster Analysis Area contains the least, with seven (2%).

In terms of pitch types, most available pitches across Wiltshire are adult size (112), whilst there are a similar number of youth 11v11 (45), youth 9v9 (48), mini 7v7 (55) and mini 5v5 (49) pitches. This is further summarised in the following table.

Table 2.2: Grass football pitches available for community use by analysis area

Area number	Analysis area	Adult	Youth 11v11	Youth 9v9	Mini 7v7	Mini 5v5	Total
1	Stonehenge	11	1	4	5	3	24
2	Bradford-on-Avon	4	2	3	5	2	16
3	Calne	7	3	-	3	3	16

## WILTSHIRE COUNCIL PLAYING PITCH ASSESSMENT REPORT

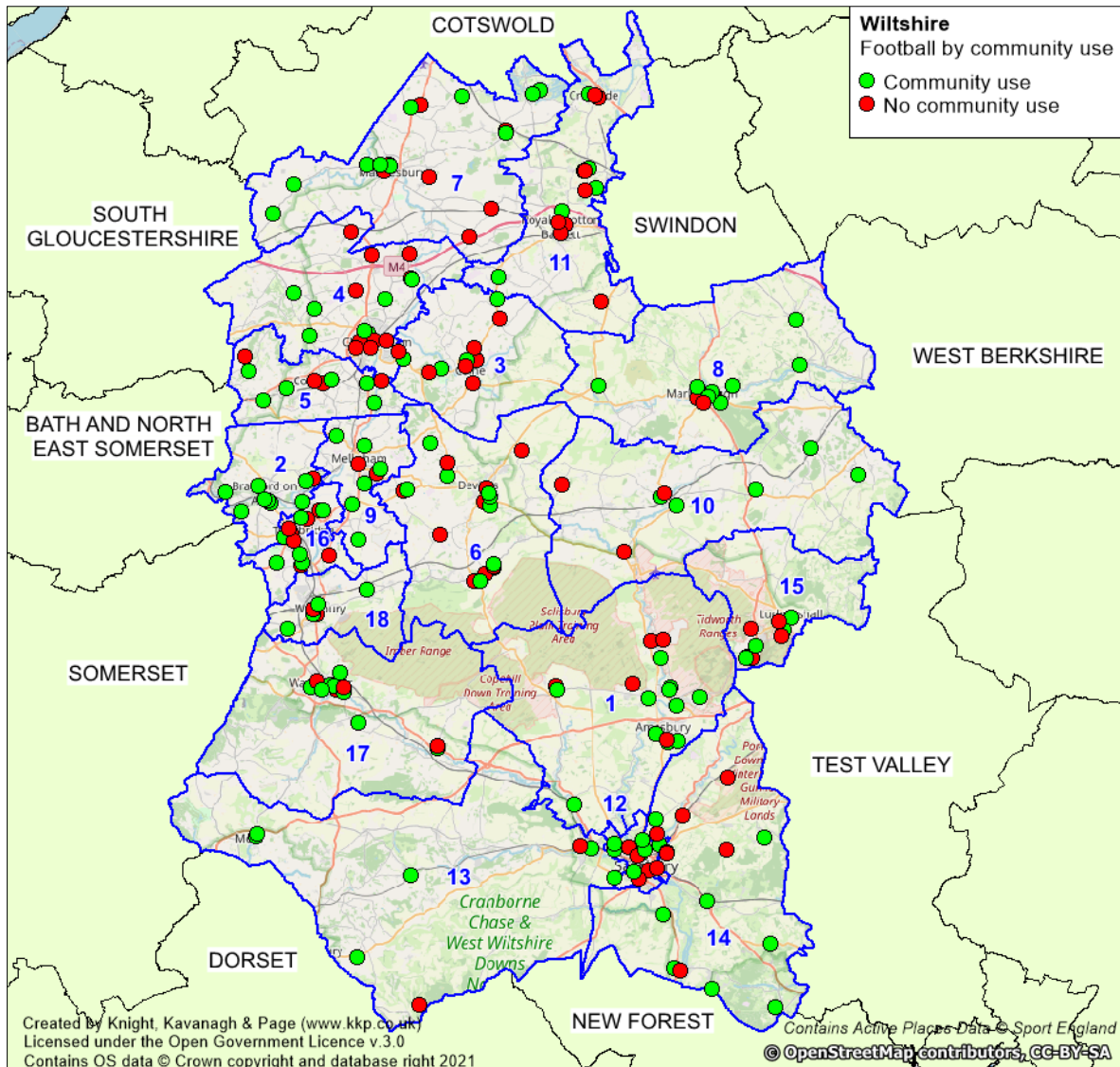
Area number	Analysis area	Adult	Youth 11v11	Youth 9v9	Mini 7v7	Mini 5v5	Total
4	Chippenham & Villages	6	9	3	2	5	<b>25</b>
5	Corsham	5	2	3	4	5	<b>19</b>
6	Devizes	8	3	2	3	2	<b>18</b>
7	Malmesbury	4	4	6	8	3	<b>25</b>
8	Marlborough	5	2	3	2	2	<b>14</b>
9	Melksham	7	4	5	3	7	<b>26</b>
10	Pewsey	4	1	1	3	1	<b>10</b>
11	Royal Wootton Bassett & Cricklade	8	5	4	5	4	<b>26</b>
12	Salisbury	10	2	1	-	-	<b>13</b>
13	South West Wiltshire	6	-	2	1	-	<b>9</b>
14	Southern Wiltshire	9	2	5	6	5	<b>27</b>
15	Tidworth	6	-	1	2	1	<b>10</b>
16	Trowbridge	5	4	2	2	2	<b>15</b>
17	Warminster	4	-	1	-	2	<b>7</b>
18	Westbury	3	1	2	1	2	<b>9</b>
-	<b>Total</b>	<b>112</b>	<b>45</b>	<b>48</b>	<b>55</b>	<b>49</b>	<b>309</b>

The large number of adult pitches reflects high demand for adult football; however, there are actually more youth 11v11 teams playing within Wiltshire. This leads to many youth 11v11 teams playing on adult pitches, which is not ideal for players at U13-U16 level and is not in line with the FA Youth Review.

For the location of the pitches, please see Figure 2.1 overleaf. Table 2.15 provides a key to the map.

# WILTSHIRE COUNCIL PLAYING PITCH ASSESSMENT REPORT

Figure 2.1: Grass football pitches in Wiltshire by community use availability



## WILTSHIRE COUNCIL PLAYING PITCH ASSESSMENT REPORT

### Disused provision

There are a large number of disused football pitches across Wiltshire. Some of these were provided at sites which are now completely disused (disused site), whilst others were at sites which remain in use for other sport (disused pitches) or recreationally (recreational).

Some of these sites are still accessed by the public as open space and some are completely disused.

Table 2.3: Sites which no longer accommodate active football provision

Site ID	Site name	Post code	Analysis area	Status	Comments
6	All Cannings Cricket Club	SN10 3NR	Pewsey	Disused site	One adult and one youth football pitch. Last maintained circa 2017 accompanied by ancillary provision.
7	All Cannings Village Green	SN10 3PB	Pewsey	Recreational	One youth 11v11 pitch not actively marked with a set of posts. Used for recreational demand.
17	Atworth Recreation Ground	SN12 8HE	Bradford-on-Avon	Recreational	One adult and one mini 5v5 pitch not actively marked. Each pitch has a set of posts. Used for recreational demand.
22	Ballards Ash Sports Ground	SN4 8DS	Royal Wootton Bassett & Cricklade	Disused pitches	Three disused pitches that are now used for rugby union demand. Football pitches not required due to the development Royal Wootton Bassett Sports Association.
28	Bearfield Playing Field	BA15 1RN	Bradford-on-Avon	Recreational	One youth 9v9 pitch not actively marked with a set of posts. Used for recreational demand.
36	Bishopstone Recreation Ground	SP5 4DF	South West Wiltshire	Recreational	One adult pitch not actively marked with a one set of posts. Used for recreational demand.
44	Bradford-on-Avon Rugby Club	BA15 2HR	Bradford-on-Avon	Disused pitches	Two adult, two youth 11v11 and four mini 7v7 pitches no longer marked. The playing field land is now being used for rugby union and archery demand.
55	Broughton Gifford Common	SN12 8LY	Melksham	Disused pitches	One disused adult pitch with the site currently actively used for cricket.
57	Burbage & Easton Royal Sports Club	SN8 3AN	Pewsey	Disused pitches	One disused adult pitch with the site currently actively used for cricket.
59	Calne Recreation Ground	SN11 8DX	Calne	Disused pitches	One disused adult pitch and one disused youth pitch, with the site currently actively used for rugby union. The areas where the football pitches resided are also known as Potters Field (to the east) and Hillcroft Green Space (to the south).
64	Chalke Valley Sports Centre	SP5 5DX	South West Wiltshire	Disused pitches	One disused adult pitch with the site currently actively used for cricket.
65	Chapmanslade Village Hall	BA13 4AP	Warminster	Recreational	One youth 11v11 pitch not actively marked with a set of posts. Used for recreational demand.
82	Collingbourne Ducis Recreation Ground	SN8 3UH	Tidworth	Recreational	One youth 11v11 pitch not actively marked with a set of posts. Used for recreational demand. Site actively used for cricket.
97	Dauntsey Road Playing Field	SN15 5EL	Malmesbury	Disused site	Disused site which previously accommodated one adult pitch. Last actively marked out circa 2017.
117	Enford Village Hall & Recreation Ground	SN9 6DD	Stonehenge	Disused site	Disused site which accommodated one youth 11v11 pitch last marked circa 2014.
123	Fisherton Recreation Ground	SP2 7DG	Stonehenge	Recreational	One adult pitch not actively marked with a set of posts. Used for recreational demand.
145	Harnham Community Sports & Social Club	SP2 8LA	Salisbury	Recreational	One youth 11v11 pitch not actively marked with a set of posts. Used for recreational demand.
149	Heytesbury Park	BA12 0HQ	Warminster	Disused pitches	One adult pitch no longer used following Heytesbury FC relocation to a different site. Private landowner has now issued notice for both cricket and football club's onsite. Owner wishes to sell land for housing development.
159	Horningsham Playing Fields	BA12 7LL	Warminster	Disused pitches	One disused adult pitch with the site currently actively used for cricket.
160	Hospital Pitch Champion Drive	SN12 7SN	Melksham	Disused site	Disused site which accommodated one adult pitch last marked circa 2006.
167	King George V Playing Field (Lower Chute)	SP11 9DU	Tidworth	Disused pitches	A disused youth 9v9, two mini 7v7 and two mini 5v5 pitches with the site currently actively used for cricket.
168	King George V Playing Field (Melksham)	SN12 7ED	Melksham	Disused site	Disused site which previously accommodated one youth 11v11 pitch. Last actively marked out circa 2015.
177	Landford Recreation Ground	SP5 2AJ	Southern Wiltshire	Disused pitches	One disused youth 11v11 pitch with the site currently actively used for cricket.
179	Langley Burrell Playing Pitch	SN15 4LL	Chippenham & Villages	Disused pitches	One disused youth 11v11 pitch with the site currently actively used for cricket.
207	Meriton Avenue Recreation Ground	SN13 0BP	Corsham	Disused site	Disused site which previously accommodated one youth 11v11 pitch. Last actively marked out circa 2016.
216	Neston Recreation Ground	SN13 9SN	Corsham	Recreational	One mini 5v5 pitch not actively marked. Used for recreational demand.
240	Portway Playing Field	BA12 8RB	Warminster	Recreational	One mini 5v5 pitch not actively marked. Used for recreational demand.

**WILTSHIRE COUNCIL  
PLAYING PITCH ASSESSMENT REPORT**

Site ID	Site name	Post code	Analysis area	Status	Comments
256	Rudloe Recreation Ground	SN13 0LZ	Corsham	Recreational	One mini 5v5 pitch not actively marked. Used for recreational demand.
258	Salisbury & South Wilts Sports Club	SP2 9NY	Salisbury	Disused pitches	A disused adult pitch with the site currently actively used for cricket and hockey.
303	St Marys Recreation Field	BA14 6EN	Melksham	Recreational	One youth 11v11 pitch not actively marked with a set of posts. Used for recreational demand.
309	Stallards Recreation Ground	BA14 9AP	Trowbridge	Disused site	Disused site which previously accommodated one adult pitch. Last actively marked out circa 2016.
326	The Corsley War Memorial Playing Field	BA12 7PJ	Warminster	Disused pitches	One disused mini 7v7 pitch with the site currently actively used for cricket.
332	The Grove Recreation Ground	BA14 0JB	Trowbridge	Recreational	Site previously had two sets of goals which have since been removed (circa 2017). Can accommodate one adult pitch but has most recently been used as a youth 9v9.
346	Upavon Playing Fields	SN9 6AB	Pewsey	Recreational	One adult pitch not actively marked with a set of posts. Used for recreational demand.
377	Winsley Parish Field	BA15 2NW	Bradford-on-Avon	Recreational	One mini 7v7 pitch not actively marked. Used for recreational demand.
382	Zeals Recreation Ground	BA12 6LL	South West Wiltshire	Recreational	One youth 11v11 pitch not actively marked with a set of posts. Used for recreational demand.
402	Bradenstoke Recreation Ground	SN15 4EN	Royal Wootton Bassett & Cricklade	Recreational	One adult pitch not actively marked with a set of posts. Used for recreational demand.
403	Priestley Grove (Calne)	SN11 8DX	Calne	Disused site	Disused site which previously accommodated one adult pitch. Site still has goal posts and grass is cut, however, last actively marked out circa 2014.
404	Cherhill Cricket Club (Quernford Gate)	SN11 8UL	Calne	Disused site	Disused site which previously accommodated a ten wicket grass square and adult football pitch. Lost circa 2017 as private owner repurposed the provision to paddocks.
405	Alton Road (Wilcot)	SN9 5NS	Pewsey	Recreational	One mini 7v7 pitch not actively marked with a set of posts. Used for recreational demand.
406	Bradley Lane (Maiden Bradley)	BA12 7JG	Warminster	Recreational	One youth 11v11 pitch not actively marked with a set of posts. Used for recreational demand.
407	Highfield (Bromham)	SN15 2HH	Devizes	Recreational	One mini 7v7 pitch not actively marked with a set of posts. Used for recreational demand.
408	Hillside (Leigh)	SN6 6RE	Malmesbury	Recreational	One mini 5v5 pitch not actively marked. Used for recreational demand.
409	Lipgate	SN10 3PH	Pewsey	Recreational	One mini 7v7 pitch not actively marked with a set of posts. Used for recreational demand.
410	Redhills, Broadtown	SN4 7RD	Royal Wootton Bassett & Cricklade	Recreational	One mini 7v7 pitch not actively marked with a set of posts. Used for recreational demand.
411	Riverside Drive (Melksham)	SN12 8AS	Melksham	Recreational	One mini 5v5 pitch not actively marked with a set of posts. Used for recreational demand.
412	Stoneover Lane (Wootton Bassett)	SN4 7SQ	Royal Wootton Bassett & Cricklade	Recreational	One mini 5v5 pitch not actively marked with a set of posts. Used for recreational demand.
413	Milton Lilbourne Village Hall	SN9 5LQ	Pewsey	Disused site	Disused site which previously accommodated one adult pitch. Site still has goal posts and grass is cut, however, last actively marked out circa 2003 according to satellite imagery.
414	Westbury Road (Edington)	BA13 4PG	Westbury	Recreational	One mini 5v5 pitch not actively marked with a set of posts. Used for recreational demand.
415	Coppershell Playing Field	SN13 9PZ	Corsham	Recreational	One mini 5v5 pitch not actively marked. Used for recreational demand.
416	Forest Road, Wootton Rivers	SN8 4NQ	Malmesbury	Recreational	One mini 5v5 pitch not actively marked. Used for recreational demand.
417	Porton Park	SP4 0LF	Southern Wiltshire	Recreational	One mini 5v5 pitch not actively marked. Used for recreational demand.
418	Sherston Recreation Ground	SN16 0NP	Malmesbury	Recreational	One mini 5v5 pitch not actively marked. Used for recreational demand.



# WILTSHIRE COUNCIL

## PLAYING PITCH ASSESSMENT REPORT

### **Management and security of tenure**

Tenure of football sites in Wiltshire is generally secure. Clubs are generally considered to have secure tenure where they have freehold, leasehold or formally secured use of their site/s (e.g., through a community use agreement) for the next three or more years. As part of this, sites operated by the Council (or a parish/town council) are considered to be secure due an ongoing commitment for a leisure offering to be provided.

All community available sites which are classified as having unsecure tenure are located at educational or MOD sites. This is due to schools, academies, universities and the MOD being able to state their own policies, resulting in them being more likely to restrict levels of community use. The only exceptions to this are where community use agreements are in place, with these generally being secured via a planning condition. This is often linked to a development at their site/s.

### **Pitch quality**

The quality of football pitches across Wiltshire has been assessed via a combination of site visits undertaken in December 2023 (using non-technical assessments as determined by the FA), user consultation and PitchPower assessments. This is to reach and apply an agreed quality rating as follows:

*Table 2.4: Agreed equivalent PPS quality rating for PitchPower assessment ratings*

PitchPower Rating	PPS Quality Rating
Poor	Poor
Basic	Standard
Good	Good
Advanced	Good
High	Good

Please see Appendix 2 for the full assessment criteria.

Pitch quality primarily influences the carrying capacity of a site; often pitches lack the drainage and maintenance necessary to sustain levels of use. Pitches that receive little to no ongoing repair or post-season remedial work are likely to be assessed as poor, therefore limiting the number of games they are able to accommodate each week without it having a detrimental effect on quality. Conversely, well maintained pitches that are tended to regularly are likely to be of a higher standard and capable of taking several matches without a significant reduction in surface quality.

The table below summarises the quality of pitches that are available for community use in Wiltshire. In total, 48 pitches (15%) are rated as good quality, 126 as standard quality (41%) and 135 as poor quality (44%).

*Table 2.5: Pitch quality assessments (community use pitches)*

Pitch type	Good	Standard	Poor
Adult	17	42	53
Youth 11v11	8	21	16
Youth 9v9	8	21	19
Mini 7v7	8	20	27
Mini 5v5	7	22	20
<b>Total</b>	<b>48</b>	<b>126</b>	<b>135</b>

# WILTSHIRE COUNCIL

## PLAYING PITCH ASSESSMENT REPORT

The good quality community available pitches are located at:

- ◀ Barrys Field
- ◀ Beversbrooks Sports Facility
- ◀ Bowood Sports Ground
- ◀ Box Recreation Ground
- ◀ Bradford-on-Avon Sports & Social Club
- ◀ Bratton Recreation Ground
- ◀ Chippenham Town Football Club
- ◀ Cricklade Leisure Centre
- ◀ Gerard Buxton Sports Ground
- ◀ Green Lane Playing Fields
- ◀ Land Warfare Centre (Site 1)
- ◀ Leafy Lane Playing Fields
- ◀ Nursted Road
- ◀ Oakfield Stadium
- ◀ Queen Elizabeth II Playing Fields (Minety)
- ◀ Red Bull Pitches
- ◀ Stanley Park Sports Ground

However, it should be noted that some of these sites also contain pitches that are standard and/or poor quality. Examples include Barrys Field, Beversbrook Sports Facility and Red Bull Pitches.

In contrast, the 135 poor quality community available pitches are spread across 73 different sites, with this therefore amounting to a significant number. In the main, these pitches show significant signs of wear and tear, with many also having waterlogging problems.

Specific comments relating to the pitch conditions at some key individual sites are detailed in the table below. These are either taken from club consultation or from site assessments.

*Table 2.6: Summary of pitch quality comments from consultation*

Site ID	Site name	Club user	Comments
105	Dilton Marsh Playing Fields	Dilton Marsh Wanderers FC	The pitch onsite can often be found waterlogged. This is considered to be because of the poor drainage system in place on the pitch.
136	Green Lane Playing Fields	Bishops Canning FC	The pitches onsite drain poorly, with areas of the pitches often waterlogged. This has led the pitches to become uneven in certain areas.
195	Malmesbury Victoria Football Club	Malmesbury Victoria FC	Site is located within a floodplain and it has reportedly began to flood more and more often. In order to manage this and retain the provision to a suitable quality, the Club states that it need to install purpose built drainage and level the pitch.

## WILTSHIRE COUNCIL PLAYING PITCH ASSESSMENT REPORT

Site ID	Site name	Club user	Comments
229	Oakfield Stadium	Melksham Town FC	Although all pitches are a good or standard quality though PitchPower assessments, the Club highlights that at times of heavy use and heavy rain, the pitches can struggle with drainage. This effects a number of areas and different pitches, with games sometimes being postponed.
248	Queen Elizabeth II Diamond Jubilee Field (Melksham)	FOF FC	The pitches onsite are managed and maintained by the Parish Council. Although they are standard quality, they reportedly receive limited maintenance. This results in the pitches deteriorating, particularly towards the end of the winter period. It should be noted the Parish Council are currently looking into obtaining GPMF for the site.
328	The Elisha Field	Worton & Cheverell Youth FC	Pitches onsite are reported to have poor grass coverage. This often leads to areas becoming heavily muddy and boggy, which can lead to matches be abandoned.

### *PitchPower Assessment Tool*

Initially launched in 2020 alongside the Football Foundation Pitch Preparation Fund before being updated and re-launched in 2022, the web-app is a new digital self-assessment tool to allow reports and recommendations to be made more quickly and easily. This is once submitted for review by Grounds Management Association (GMA) regional pitch advisors.

The tool across web-app and desktop is open to access by all providers, for example, clubs, schools and local authorities. Following a PitchPower Assessment Report, organisations can work towards the recommended dedicated maintenance regime identified to improve the quality of their pitches. Eligible clubs and organisations can also utilise the report as an evidence base to acquire potential funding streams, such as to obtain revenue funding for improved maintenance or the required maintenance equipment, both available through the Football Foundation Grass Pitch Maintenance Fund (GPMF).

Furthermore, the FF also launched a new Groundskeeping Community online platform in 2019 which provides a resource of expert advice for grounds staff, enabling them to connect with peers, discover new tips and tricks and share advice on best industry practice. Users can seek guidance from the GMA regional pitch advisors, who are available to answer questions and update members on changes to industry standards.

Wiltshire FA is currently working with Wiltshire Council and clubs to complete PitchPower assessments for their respective sites.

# WILTSHIRE COUNCIL

## PLAYING PITCH ASSESSMENT REPORT

---

### *Football Foundation Grass Pitch Maintenance Fund<sup>2</sup>*

With quality of grass pitches becoming one of the biggest influences on participation in football, the FA has made it a priority to work towards improving quality of grass pitches across the country. This has resulted in the creation of the GPMF. As part of this, grass pitches identified as having quality issues undergo a pitch inspection from a member of the GMA (formerly the Institute of Groundsmanship).

The GPMF can be utilised by grassroots football clubs, leagues and other eligible organisations with the simple aim of improving the quality of grass pitches. The key principles behind the service are to provide members of the programme with advice/practical solutions via a PitchPower site assessment and subsequent Assessment Report which will also identify the key enhanced maintenance works required along with machinery requirements.

Following a report, clubs can work towards the recommended dedicated maintenance regime identified to improve the quality of their pitches. Once an assessment report has been produced for the site, eligible organisations can then apply for grant funding support through the GPMF, a fund offering six-year tapered grants to help enhance or sustain the quality of their grass pitches. The fund is a key part of the Football Foundation's Grass Pitch Improvement Programme - an ambition to deliver 20,000 good quality grass pitches by 2030. If a site is categorised as 'poor' or 'basic' then clubs can apply for funding to enhance pitch quality, whilst clubs with good quality pitches can also apply for a lower level of funding to sustain quality.

All applicants must have the required security of tenure and have received a PitchPower Assessment Report, with the fund currently open to football clubs (excluding pitches used for National League System play), leagues, County FAs, community organisations and charities. In 2023 the fund has now been opened up to education organisations and Town/Parish Councils as eligible applicant. Local authorities are not currently eligible applicants, however, eligible organisations using local authority sites can apply provided they have permission of the landowner via service level agreement.

There are currently seven sites which are receiving GPMF support in Wiltshire. These are:

- ◀ Oakfield Stadium (Melksham Town Youth FC)
- ◀ Gerard Buxton Sports Ground (Royal Wootton Bassett Town FC)
- ◀ Cricklade Leisure Centre (Cricklade Youth FC)
- ◀ Daykin Estates Ground (Trowbridge Town FC) – For one youth pitch
- ◀ Leafy Lane Playing Fields (AFC Corsham)
- ◀ Barry's Field (Clarendon JFC)
- ◀ Green Lane Playing Fields (Wiltshire FA)

### *Wiltshire Local Football Facility Plan (LFFP)*

The 2019 LFFP for Wiltshire identifies key sites considered a priority to improve, with these selected based on the rationale of identifying sites that are the poorest in quality and that are the best utilised, or that have the greatest potential for increased utilisation following quality enhancements. Emphasis is on sites with three or more pitches, although scope exists for the inclusion of smaller sites if they are deemed to be strategically important.

---

<sup>2</sup> <https://footballfoundation.org.uk/grant/grass-pitch-maintenance-fund>

# WILTSHIRE COUNCIL PLAYING PITCH ASSESSMENT REPORT

The following eight site specific projects were identified:

- ◀ Barry's Field
- ◀ Bowood Sports Ground
- ◀ Daykin Estates Ground
- ◀ Hudson's Field
- ◀ Netherhampton Road
- ◀ Redland Lane
- ◀ South Newton Rec
- ◀ Tidworth Town FC Home Ground

In the PPS, most pitches at these sites have been assessed as poor or standard quality. Whilst most of these will therefore still require improvement, given that the LFFP is a live document, there will be a need to update this list based on the findings of this study. As such, the validity of the sites and the impact of improving them will be tested as a scenario within the subsequent Strategy document.

In addition, it should also be noted that the pitches at Barry's Field and Daykin Estates Ground are already part of the GPMF and therefore have improved in quality over recent years.

## **Ancillary facilities**

As with pitch quality, the quality of ancillary facilities across Wiltshire has been rated via a combination of site visits and user consultation to reach and apply an agreed rating of good, standard or poor. Ancillary facility ratings are primarily influenced by the type of amenities which are available on a site and their quality, with provision such as a clubhouse, changing rooms, car parking, dedicated official and spectator facilities and boundary fencing included.

The table below identifies the findings for football sites that are actively utilised for football across Wiltshire. Of the 126 sites used for community football, 19 (15%) are serviced by good quality ancillary facilities, 47 (37%) by standard quality facilities and 47 (37%) by poor quality facilities. The remaining 13 sites (10%) are not serviced by onsite clubhouse/changing room provision and therefore have no rating provided.

*Table 2.7: Summary of ancillary facility quality at active football sites*

Site ID	Site name	Analysis area	Ancillary facility quality
2	Aldbourn Sports Field	Marlborough	N/A
3	Aldbourn Football Club	Southern Wiltshire	Standard
4	Alexander Memorial Field	Warminster	Poor
15	Archers Gate Centenary Pavilion	Stonehenge	Standard
18	Avebury Sports Field	Marlborough	Standard
19	Avon Park	Bradford-on-Avon	Poor
20	Avon Valley College	Stonehenge	Standard
23	Barn Meadow	Pewsey	Poor
24	Barrys Field	Southern Wiltshire	Standard
30	Bemerton Heath Harlequins Football Club	Salisbury	Good
31	Beverbrook Sports Facility	Calne	Good

# WILTSHIRE COUNCIL PLAYING PITCH ASSESSMENT REPORT

Site ID	Site name	Analysis area	Ancillary facility quality
32	Biddestone Village Hall	Chippenham & Villages	Poor
34	Bishopdown	Salisbury	Standard
39	Bonnymead Park	Stonehenge	Standard
40	Boscombe Down Sports Field	Stonehenge	Standard
42	Bowood Sports Ground	Calne	Poor
43	Box Recreation Ground	Corsham	Standard
45	Bradford-on-Avon Sports & Social Club	Bradford-on-Avon	Standard
46	Bradon Forest School	Royal Wootton Bassett & Cricklade	Standard
47	Bradstone Sports Field	Malmesbury	Poor
48	Bratton Recreation Ground	Westbury	Standard
49	Brian White Head Sports & Social Club	Southern Wiltshire	Standard
54	Bromham Jubilee Field	Devizes	Poor
56	Bulford Recreation Ground	Stonehenge	Poor
60	Calne Town Football Club	Calne	Standard
61	Castle Combe Sports Field	Chippenham & Villages	Poor
62	Castle Meadow Playing Field	South West Wiltshire	Poor
69	Chestnut Springs Playing Field	Royal Wootton Bassett & Cricklade	Good
73	Chippenham Town Football Club	Chippenham & Villages	Good
78	Codford Village Hall & Playing Field	Warminster	Standard
89	Corsham Town Football Club	Corsham	Poor
92	Cricklade Leisure Centre	Royal Wootton Bassett & Cricklade	Poor
95	Crudwell Village Hall & Recreation Ground	Malmesbury	Poor
99	Davis Field	Devizes	N/A
100	Daykin Estates Ground	Trowbridge	Standard
105	Dilton Marsh Playing Fields	Westbury	Poor
107	Donhead Sports Club	South West Wiltshire	Standard
113	Duchy Manor	South West Wiltshire	Standard
114	Durrington Recreation Ground	Stonehenge	Poor
116	Elcot Lane Playing Field	Marlborough	N/A
122	Figheledean Recreation Ground	Stonehenge	Standard
126	Five Rivers Health & Wellbeing Centre	Salisbury	Good
127	Forest Community Centre	Melksham	Standard
130	Gerard Buxton Sports Ground	Royal Wootton Bassett & Cricklade	Good
132	Goatacre Recreation Ground	Calne	Poor
135	Great Bedwyn Memorial Playing Field	Pewsey	Poor
136	Green Lane Playing Fields	Devizes	Good

# WILTSHIRE COUNCIL PLAYING PITCH ASSESSMENT REPORT

Site ID	Site name	Analysis area	Ancillary facility quality
137	Green Lane Recreation Centre	Corsham	Poor
150	High Road Playing Fields	Malmesbury	N/A
153	Hilperton Village Hall	Trowbridge	Standard
156	Holt Playing Field	Bradford-on-Avon	Poor
172	Kington Langley Playing Field	Chippenham & Villages	Poor
175	Lacock Recreation Ground	Corsham	Standard
176	Land Warfare Centre (Site 1)	Warminster	Good
181	Laverstock & Ford Sports Club	Southern Wiltshire	Good
184	Leafy Lane Playing Fields	Corsham	Good
187	Little Marsh	Melksham	Poor
189	Luckington Playing Field	Malmesbury	N/A
191	Ludgershall Sports & Social Club Football Ground	Tidworth	Standard
195	Malmesbury Victoria Football Club	Malmesbury	Standard
198	Marlborough Cricket Club	Marlborough	Standard
199	Marlborough Road Pitches	Stonehenge	Standard
200	Marlborough Rugby Club	Marlborough	Poor
201	Marlborough Town Football Club	Marlborough	Good
206	Mere Peace Memorial Sports & Recreation Ground	South West Wiltshire	Poor
208	Middle Street Meadow	Salisbury	N/A
209	Minal Cricket Club & Sports Field	Marlborough	Standard
212	Mod Lyneham	Royal Wootton Bassett & Cricklade	Standard
218	Netherhampton Road	South West Wiltshire	Good
219	New Close Primary School	Warminster	N/A
220	Nomansland Recreation Ground	Southern Wiltshire	Poor
223	North Bradley Peace Memorial Trust Recreation Ground	Trowbridge	Standard
224	Notton House School	Corsham	Poor
225	Nunton Recreation Ground	Southern Wiltshire	Poor
228	Nursteed Road	Devizes	Good
229	Oakfield Stadium	Melksham	Good
230	Oaksey Playing Field	Malmesbury	Poor
236	Pewsey Old Hospital Pitches	Pewsey	Poor
237	Pewsey Vale Football Club	Pewsey	Poor
242	Poulton Recreation Field	Bradford-on-Avon	Poor
244	Princecroft Primary School	Warminster	N/A
246	Purton FC (The Redhouse)	Royal Wootton Bassett & Cricklade	Standard
248	Queen Elizabeth II Diamond Jubilee Field (Melksham)	Melksham	Standard
249	Queen Elizabeth II Playing Fields (Minety)	Malmesbury	Poor

# WILTSHIRE COUNCIL PLAYING PITCH ASSESSMENT REPORT

Site ID	Site name	Analysis area	Ancillary facility quality
251	Ramsbury Recreation Centre	Marlborough	Standard
252	Red Bull Pitches	Malmesbury	Poor
253	Redland Lane	Westbury	Poor
254	Redlynch Recreation Ground	Southern Wiltshire	Standard
260	Salisbury FC	Southern Wiltshire	Good
261	Salisbury Road Recreation Ground	Marlborough	Standard
264	Sands Lane Rowde	Devizes	Poor
265	Sarum Academy	Salisbury	Good
267	School Lane Playing Field	Bradford-on-Avon	N/A
271	Seend Lye Field	Devizes	Poor
272	Seymour Playing Fields	Trowbridge	Poor
274	Shalbourne Recreation Ground	Pewsey	Poor
275	Shaw Village Hall	Melksham	Poor
276	Sheldon School	Chippenham & Villages	Standard
277	Shrewton Recreation Ground	Stonehenge	Standard
280	Somme Road (Aspire Defence Ground)	Tidworth	Standard
281	South Newton Rec	Stonehenge	Poor
283	Southbroom St James Academy	Devizes	Poor
284	Southwick Playing Field	Trowbridge	Standard
299	St Laurence School	Bradford-on-Avon	Good
303	St Marys Recreation Field	Melksham	Standard
310	Stanley Park Sports Ground	Chippenham & Villages	Good
314	Studley Green Community Centre	Trowbridge	Good
317	Sutton Bengier Recreation Ground	Chippenham & Villages	Poor
328	The Elisha Field	Devizes	Standard
333	The Knockdown Road Sports Field	Malmesbury	Poor
342	Tidworth Oval	Tidworth	Standard
343	Tidworth Town Football Club Homeground	Tidworth	Poor
344	Tisbury Lower Recreation Ground	South West Wiltshire	Standard
349	Victoria Park (Salisbury)	Salisbury	Poor
350	Victory Field Recreation Ground	Bradford-on-Avon	Poor
354	Warminster Highbury Youth FC	Warminster	Standard
356	Kingdown School Playing Field	Warminster	N/A
360	Warminster Town Football Club	Warminster	Standard
362	West Lavington Playing Field	Devizes	Standard
365	Westbury United Football Club	Westbury	Standard
368	Westwood Playing Field	Bradford-on-Avon	Poor
370	White Lion Park	Malmesbury	N/A
371	Whiteparish Memorial Ground	Southern Wiltshire	Standard
381	Yatton Keynell Jubilee Playing Field	Chippenham & Villages	Poor
399	Larkhill Sports Ground	Stonehenge	N/A
400	Hudson's Field	Salisbury	N/A



## WILTSHIRE COUNCIL

# PLAYING PITCH ASSESSMENT REPORT

---

Alderbury FC reports that it has recently been undertaking the development of a new clubhouse at Alderbury Football Club. However, the development has not been completed due to a number of reasons, with these mainly down to funding. The Club is looking to complete the project but is likely to require support in order to do so.

Chippenham Town FC has plans in to install a new stand and new turnstiles at its site. The Club plays at Step 2 of the National League System with aspirations to continue its rise up the leagues. Therefore, there is a need to continue to grow its facilities to meet ground grading requirements (more information is provided later on within this section of the report).

Bradford Town FC aspires to redevelop its changing rooms at Bradford-on-Avon Sports & Social Club. At present, the changing rooms are in old shipping containers, with an aspiration existing to refresh and upgrade these facilities. Whether these are replaced or redeveloped has yet to be decided by the Club.

Holt FC reports that the changing rooms at Holt Playing Fields are too small, with very little space for the officials and no attached shower or toilet facility. The Club believes that this needs to be improved, although the site is managed by the Council and any work done would need to be sanctioned by it.

Downton Youth FC reports a similar issue with the clubhouse at Nunton Recreation Ground. The Club suggests that there is a need to undertake work to improve the quality of the clubroom and toilets onsite.

Devizes Town FC reports that it is looking to secure its site, Nursted Road. The Club would like to replace the current perimeter fencing to ensure that the site is protected from unauthorised access. In addition, the Club is looking to update the sports lighting onsite and install LED lighting.

FC Colerne Colts suggests that its clubhouse at Green Lane Recreation Centre is out of date and in need of replacement. The changing rooms are need of an update and the Club has long term plans to either replace or improve the clubhouse.

There is currently no ancillary provision at Tidworth Town FC Home Ground. The Club identifies that it has plans to develop a clubhouse onsite, it is currently working with Tidworth Town Council and WFA to establish funding with a planning application previously submitted (PL/2022/08875) however it was withdrawn before a decision was made. It is continuing to work on a new application in order to submit in the near future.

Pewsey Vale Youth FC aspires to develop its facilities at Pewsey old Hospital Pitches, this would be through the development of dedicated women's and girls facilities and added car parking space which it reports at present can be an issue.

The Pavilion at Poulton Recreation Field is currently not fit for purpose. The Town Council and Bradford Town Youth FC are currently working together to look into the development of a new build pavilion with changing facilities to support the on field provision in the future. This is currently at the early stages, however the Club is currently looking to have the done in the lifespan of this PPS.

South Newton & Barford Hornets FC is currently exploring grant options for the redevelopment and improvement of its pavilion and changing rooms at South Newton Rec as it is currently dangerous to use.

# WILTSHIRE COUNCIL

## PLAYING PITCH ASSESSMENT REPORT

### Local Football Facility Plan

As with grass pitch improvements, the LFFP for Wiltshire identifies sites considered as priority sites for clubhouse and changing facility improvements, although there may again be a need to amend and/or add to this list based on the findings of this study. It recommends that the following five sites should be a priority for ancillary refurbishment/replacement:

- ◀ Daykin Estates Ground
- ◀ Doric Park
- ◀ Hudson's Field
- ◀ Redland Lane
- ◀ Tidworth Town Home Ground

### 2.3: Demand

Through the audit and assessment, a total of 861 teams from across 131 affiliated clubs playing regular, competitive matches on football pitches within Wiltshire. This consists of 136 adult men's, 14 adult women's, 361 youth boys', 64 youth girls' and 286 mini teams.

Table 2.8: Summary of football team demand playing in Wiltshire

Age group	No. of teams
Adult Men's (18-45)	136
Adult Women's (18-45)	14
Youth Boys (12-17)	214
Youth Girls (12-17)	31
Youth Boys (10-11)	147
Youth Girls (10-11)	33
Mini Mixed (8-9)	160
Mini Mixed (6-7)	126
<b>Total</b>	<b>861</b>

When broken down, the Melksham Analysis Area provides for the largest number of teams with a total of 85 teams (10%), closely followed by the Royal Wootton Bassett & Cricklade Analysis Area with 84 teams (also 10%). The Pewsey Analysis Area has the fewest number of teams with 13 teams (2%).

Youth 11v11 football is the predominant playing format (244 teams), whilst mini 5v5 football has the fewest teams (126).

Table 2.9: Summary of competitive teams playing matches in Wiltshire

Area number	Analysis area	No. of teams					
		Adult	Youth 11v11	Youth 9v9	Mini 7v7	Mini 5v5	Total
1	Stonehenge	13	18	13	11	8	<b>63</b>
2	Bradford-on-Avon	3	14	7	3	4	<b>31</b>
3	Calne	10	23	15	14	8	<b>70</b>
4	Chippenham & Villages	9	25	15	15	12	<b>76</b>
5	Corsham	7	13	8	9	7	<b>44</b>
6	Devizes	14	18	12	12	7	<b>63</b>

# WILTSHIRE COUNCIL PLAYING PITCH ASSESSMENT REPORT

Area number	Analysis area	No. of teams					
		Adult	Youth 11v11	Youth 9v9	Mini 7v7	Mini 5v5	Total
7	Malmesbury	7	9	10	6	6	38
8	Marlborough	3	7	15	8	9	42
9	Melksham	15	17	18	20	15	85
10	Pewsey	2	3	2	2	4	13
11	Royal Wootton Bassett & Cricklade	15	21	20	15	13	84
12	Salisbury	12	7	4	6	6	35
13	South West Wiltshire	5	6	3	4	4	22
14	Southern Wiltshire	15	21	12	10	7	65
15	Tidworth	3	14	5	5	3	30
16	Trowbridge	3	19	13	11	8	54
17	Warminster	8	5	4	3	2	22
18	Westbury	6	5	4	4	3	22
-	<b>Total</b>	<b>150</b>	<b>244</b>	<b>180</b>	<b>160</b>	<b>126</b>	<b>861</b>

Of the 861 teams, 93% play on grass pitches. However, five adult men's, 22 youth boys, one youth girls and 35 mini teams access 3G pitches for competitive match play across seven sites at Marlborough Road Pitches, Beversbrook Sports Facility, The Wellington Academy, Green Lane Playing Fields, Sarum Academy, Stanley Park Sports Ground and Gerard Buxton Sports Ground. For more information, see Part 3 of this report.

## ***The National League System***

The National League System (NLS) is a series of interconnected leagues for adult men's football clubs in England. It begins below the Football League (from the National League at Step 1) and comprises of six steps, with various leagues at each level and more leagues lower down the system than at the top. The NLS has a hierarchical format with promotion and relegation between the steps, allowing even the smallest club the theoretical possibility of rising to the top of the system.

Clubs playing within the NLS must adhere to ground grading requirements set out by the FA; the higher the level of football being played the higher the requirements. Clubs cannot progress into the league above if the ground grading requirements do not meet the correct specifications. Ground grading assesses grounds from 1 to 7, with Grade 1 being the requirement for Step 1 clubs and Grade 6 being the requirement for Step 6 clubs. Please refer to the FA website for the full specifications for each<sup>3</sup>.

In Wiltshire, there are 14 teams which compete in the NLS, whilst there are a further ten teams that compete in Regional Feeder Leagues (these were previously known as Step 7 and formed part of the NLS). A summary of this demand is provided in the following table.

*Table 2.10: Summary of teams playing within the football pyramid structure*

Team	League	Level
Chippenham Town FC	The National League South	Step 2
Salisbury FC	Southern League – Premier Division South	Step 3
Bemerton Heath Harlequins FC	Southern League – Division One South	Step 4
Melksham Town FC	Southern League – Division One South	Step 4

<sup>3</sup> [Link to FA Ground Grading](#)

## WILTSHIRE COUNCIL PLAYING PITCH ASSESSMENT REPORT

Team	League	Level
Westbury United FC	Southern League – Division One South	Step 4
Corsham Town FC	Hellenic Football League – Premier Division	Step 5
Royal Wootton Bassett Town FC	Hellenic Football League – Premier Division	Step 5
Laverstock & Ford FC	Wessex Football League – Premier Division	Step 5
Downton FC	Wessex Football League – Premier Division	Step 5
Calne Town FC	Hellenic Football League – Division One	Step 6
Devizes Town FC	Hellenic Football League – Division One	Step 6
Malmesbury Victoria FC	Hellenic Football League – Division One	Step 6
Bradford Town FC	Western Football League – Division One	Step 6
Warminster Town FC	Western Football League – Division One	Step 6
Amesbury Town FC	Wiltshire Senior Football League – Premier	Regional Feeder League
Calne Town FC (reserves)	Wiltshire Senior Football League – Premier	Regional Feeder League
Ludgershall Sports FC	Wiltshire Senior Football League – Premier	Regional Feeder League
Malmesbury Victoria FC (development)	Wiltshire Senior Football League – Premier	Regional Feeder League
Melksham Town FC (reserves)	Wiltshire Senior Football League – Premier	Regional Feeder League
Pewsey Vale FC	Wiltshire Senior Football League – Premier	Regional Feeder League
Royal Wootton Bassett Town FC (development)	Wiltshire Senior Football League – Premier	Regional Feeder League
Salisbury FC (development)	Wiltshire Senior Football League – Premier	Regional Feeder League
Shrewton United FC	Wiltshire Senior Football League – Premier	Regional Feeder League
Trowbridge Town FC	Wiltshire Senior Football League – Premier	Regional Feeder League

The general principle for clubs in the NLS is that they must achieve the appropriate ground grade by March 31st of their first season after promotion, which therefore allows a short grace period for facilities to be brought up to standard. It is also important to note that from a ground grading perspective, the jump from a Regional Feeder League to Step 6 is significant and that, as a minimum, sites require a pitch with sports lighting, hardstanding areas for fans and turnstiles for fan entry.

### *Women's National League System*

Correspondingly, there is a Women's NLS. This ranges from Tier 1 to Tier 6 with each Tier needing to meet differing stadium accreditation requirements.

Although women's clubs are still required to meet ground requirements set out by the FA, these differ from the men's National League System. Ratings range from grade A to C each with differing minimum requirements (Tier 1 and 2 in the Women's National League System is akin to Tier 3 and four of the men's NLS, although not exactly the same). The system is also hierarchical format with promotion and relegation between the levels, allowing even the smallest club the theoretical possibility of rising to the top of the system.

There are currently three teams which are part of the Women's NLS in Wiltshire. These can be seen in the table below.

# WILTSHIRE COUNCIL

## PLAYING PITCH ASSESSMENT REPORT

Table 2.11: Summary of teams playing within the women's football pyramid structure

Team	League	Level
Warminster Town Ladies FC	Southern Region Women's Football League - Premier	Tier 5
Purton FC Women	South West Women's Football League – Eastern Division	Tier 6
Royal Wootton Bassett Town Ladies FC	South West Women's Football League – Eastern Division	Tier 6

### **Women's and girls' demand**

There are currently 15 women's teams and 68 dedicated girls' teams playing football in Wiltshire, of which five are mini soccer teams playing in practice as an all girls' team. This represents 10% of all demand across the authority, which is a relatively substantial proportion when compared nationally.

Key clubs and organisations presently fielding female teams include Trowbridge Wanderers Youth, Marlborough Youth, Derry Hill United, Royal Wootton Bassett Town Youth and Melksham Town Youth football clubs. Teams typically play locally in the Wiltshire County Women's & Girls Football League.

The FA currently has a drive to increase women's and girls' participation as part of its Inspiring Positive Change Strategy. As such, it is imperative that sufficient facilities are suitable for female access, particularly in relation to toilets and appropriate changing provision.

### **Imported demand**

The only known imported demand into Wiltshire is from Swindon Town FC. The Club uses Beversbrook Sports Facility, which is its training ground. It therefore imports its men's training as well as some of its academy and youth teams to the site. In addition Forest Green Rovers FC also import demand into the area to utilise Stanley Park Sports Ground as its first team training ground.

### **Exported demand**

Salisbury Youth FC has a number of its teams competing in youth football leagues in Hampshire (Testway Youth Football League, Eastleigh & District Mini Soccer League and South & District Tyro Football League). These leagues operate central venues for teams up to the U11 age group, which therefore results in exported demand.

For older age groups, the leagues also stipulate that all matches must be played within Hampshire, meaning teams based outside of the County have to find suitable provision within it to participate. At present around 13 of the Club's teams export demand to neighbouring authorities, predominately utilising pitches within Test Valley and Southampton.

No other exported demand has been identified.

### **Unmet/latent demand**

Clarendon Juniors FC reports that it currently operates a waiting list of players wishing to join the Club within already established teams. This therefore amounts to unmet demand.

# WILTSHIRE COUNCIL PLAYING PITCH ASSESSMENT REPORT

No other unmet or latent demand is identified, with all remaining responsive clubs identifying that they can accommodate current demand levels and that no players are being turned away.

## **Future demand**

Future demand can be defined via several ways, including through participation increases and by using population forecasts. In addition, the proceeding Strategy & Action Plan document will contain housing growth scenarios that will estimate additional demand that could arise from housing developments across Wiltshire.

### *Participation growth*

Of responding clubs, 16 report aspirations to increase the number of teams they provide. This totals a predicted growth of 38 teams, as seen below.

*Table 2.12: Potential team increases identified by clubs*

<b>Club</b>	<b>Analysis area</b>	<b>No. of teams</b>	<b>Gender</b>	<b>Pitch size</b>	<b>Match equivalent sessions<sup>4</sup></b>
Alderbury FC	Southern Wiltshire	1	Men's	Adult	0.5
Alderbury FC	Southern Wiltshire	1	Women's	Adult	0.5
Alderbury FC	Southern Wiltshire	1	Boys	Youth 9v9	0.5
Alderbury FC	Southern Wiltshire	1	Mixed	Mini 5v5	0.5
Amesbury JFC	Stonehenge	1	Boys	Youth 9v9	0.5
Amesbury JFC	Stonehenge	1	Boys	Youth 11v11	0.5
Amesbury JFC	Stonehenge	1	Girls	Youth 9v9	0.5
Amesbury JFC	Stonehenge	1	Mixed	Mini 5v5	0.5
Bishops Canning FC	Devizes	1	Women's	Adult	0.5
Bradford Town FC	Bradford-on-Avon	1	Women's	Adult	0.5
Cricklade Town FC	Royal Wootton Bassett & Cricklade	1	Men's	Adult	0.5
Cricklade Youth FC	Royal Wootton Bassett & Cricklade	1	Boys	Youth 9v9	0.5
Cricklade Youth FC	Royal Wootton Bassett & Cricklade	1	Boys	Youth 11v11	0.5
Cricklade Youth FC	Royal Wootton Bassett & Cricklade	2	Girls	Youth 9v9	1
Downton Youth FC	Southern Wiltshire	1	Mixed	Mini 5v5	0.5
Clarendon Juniors	Southern Wiltshire	1	Mixed	Mini 7v7	0.5
Clarendon Juniors	Southern Wiltshire	1	Girls	Youth 9v9	0.5
Clarendon Juniors	Southern Wiltshire	1	Girls	Youth 11v11	0.5

<sup>4</sup> Two teams require one pitch to account for playing on a home and away basis; therefore, 0.5 pitches can therefore be seen in the table where there is latent demand for one team.

## WILTSHIRE COUNCIL PLAYING PITCH ASSESSMENT REPORT

Club	Analysis area	No. of teams	Gender	Pitch size	Match equivalent sessions <sup>4</sup>
FC Colerne Colts	Corsham	1	Mixed	Mini 7v7	0.5
FC Wiltshire	Calne	1	Girls	Youth 9v9	0.5
FC Wiltshire	Calne	1	Girls	Youth 11v11	0.5
FC Wiltshire	Calne	1	Mixed	Mini 7v7	0.5
FOF FC	Melksham	1	Men's	Adult	0.5
FOF FC	Melksham	1	Women's	Adult	0.5
FOF FC	Melksham	1	Boys	Youth 11v11	0.5
Malmesbury Victoria FC	Malmesbury	1	Men's	Adult	0.5
Malmesbury Victoria FC	Malmesbury	1	Women's	Adult	0.5
Malmesbury Victoria FC	Malmesbury	1	Girls	Youth 11v11	0.5
Malmesbury Youth FC	Malmesbury	1	Girls	Youth 9v9	0.5
Malmesbury Youth FC	Malmesbury	1	Girls	Youth 11v11	0.5
Marlborough Town FC	Marlborough	1	Men's	Adult	0.5
Marlborough Town FC	Marlborough	1	Women's	Adult	0.5
Marlborough Youth FC	Marlborough	1	Girls	Youth 9v9	0.5
Marlborough Youth FC	Marlborough	1	Girls	Youth 11v11	0.5
Marlborough Youth FC	Marlborough	1	Boys	Youth 9v9	0.5
Pewsey Vale Youth FC	Pewsey	1	Boys	Youth 9v9	0.5
Salisbury Rovers FC	Salisbury	1	Men's	Adult	0.5
Salisbury Rovers FC	Salisbury	1	Boys	Youth 9v9	0.5
Sherston Town FC	Malmesbury	1	Women's	Adult	0.5
Sherston Town FC	Malmesbury	1	Boys	Youth 9v9	0.5
South Newton & Barford Hornets FC	Stonehenge	1	Men's	Adult	0.5
South Newton & Barford Hornets FC	Stonehenge	1	Women's	Adult	0.5
South Newton & Barford Hornets FC	Stonehenge	1	Girls	Youth 9v9	0.5
South Newton & Barford Hornets FC	Stonehenge	1	Boys	Youth 11v11	0.5
Staverton Rangers Youth FC	Bradford-on-Avon	1	Girls	Youth 9v9	0.5
Staverton Rangers Youth FC	Bradford-on-Avon	1	Boys	Youth 11v11	0.5
Staverton Rangers Youth FC	Bradford-on-Avon	1	Boys	Youth 9v9	0.5
Staverton Rangers Youth FC	Bradford-on-Avon	1	Mixed	Mini 5v5	0.5
Trowbridge Wanderers FC	Trowbridge	1	Boys	Youth 11v11	0.5
Warminster Highbury Youth FC	Warminster	1	Mixed	Mini 5v5	0.5
<b>Total</b>	-	<b>38</b>	-	-	<b>19</b>

The total future demand expressed by clubs amounts to 19 match equivalent sessions per week (as two teams equates to one match equivalent session playing on a home and away basis). Broken down by pitch type, six match equivalent sessions per week are identified on adult pitches, four match equivalent sessions per week on youth 11v11 pitches, six match equivalent sessions per week on youth 9v9 pitches, one match equivalent sessions per week on mini 7v7 pitches and two match equivalent sessions per week on mini 5v5 pitches.

# WILTSHIRE COUNCIL PLAYING PITCH ASSESSMENT REPORT

## Population growth

Based on population projections to 2038 (the period to which this assessment projects population based future demand), Sport England’s Playing Pitch Calculator can estimate the likely additional demand for grass football pitches that will arise from any growth. This is through using the current and future populations in each of the relevant age groups together with the current team numbers. Team generation rates have then been established to understand how much growth is required to establish one new team.

For reference total current population of 510,127 will increase to 544,419 by 2038. The table below shows the number of new teams generated by the new population and the requisite match equivalent sessions.

Table 2.13: Authority-wide team generation rates

Age group	Team generation rate	Number of new teams generated by the new population	Number of new teams generated by the new population – rounded figure	Match equivalent sessions per week <sup>5</sup>
Adult Mens (16-45)	1:498	9.81	9	4.5
Adult Womens (16-45)	1:5,401	0.85	0	0
Youth Boys (12-15)	1:75	9.92	9	4.5
Youth Girls (12-15)	1:439	1.69	1	0.5
Youth Boys (10-11)	1:47	8.29	8	4
Youth Girls (10-11)	1:197	1.86	1	0.5
Mini Mixed (8-9)	1:79	9.02	9	4.5
Mini Mixed (6-7)	1:97	7.10	7	3.5

As seen, there is predicted growth of nine adult, 10 youth 11v11, nine youth 9v9, nine mini 7v7 and seven mini 5v5 teams across Wiltshire as a whole. However, when applying this on an analysis area level, this reduces to a predicted increase of four adult, three youth 11v11, two youth 9v9 and one mini 7v7 team. This is due to the fact that the total number of predicted teams across Wiltshire dissipates due the large nature of authority - when looking at individual analysis areas, the same number of full teams are not predicted.

The analysis areas which are predicted for a growth in teams are Calne (one youth 11v11), Chippenham & Villages (one youth 11v11), Devizes (one adult), Melksham (one adult, one youth 9v9 and one mini 7v7), Royal Wootton Bassett & Cricklade (one adult, one youth 11v11 and one youth 9v9) and Southern Wiltshire (one adult men’s).

Notwithstanding the above, it must be noted that some aims and initiatives are likely to result in participation increasing to a greater level than what is projected through population growth. For example, the FA has a current focus on growing women’s and girls’ demand that will likely see a greater number of female teams than what is currently predicted.

<sup>5</sup> Two teams require one pitch to account for playing on a home and away basis; therefore, one team accounts to 0.5 match equivalent sessions on their relevant pitch type.



# WILTSHIRE COUNCIL PLAYING PITCH ASSESSMENT REPORT

## *Future demand summary*

In the supply and demand analysis at the end of this section of the report, it is considered unfeasible for all future demand to be factored in. This is because it is likely that club aspirations will absorb the future demand identified through population growth, rather than them being judged separately and therefore double counted. As such, only demand identified through population growth is taken forward, with club demand considered to be more theoretical and aspirational. However, the proceeding Strategy & Action Plan document will contain a scenario that will consider the impact if club aspirations are also realised.

Taking the above into consideration, a total requirement for two match equivalent sessions per week is identified on adult pitches, 1.5 match equivalent sessions per week on youth 11v11 pitches, one match equivalent session per week on youth 9v9 pitches and 0.5 match equivalent sessions per week on mini 7v7 pitches.

## **2.4: Capacity analysis**

The capacity for pitches to regularly provide for competitive play, training and other activity over a season is most often determined by quality. As a minimum, the quality and therefore the capacity of a pitch affect the playing experience and people's enjoyment. In extreme circumstances, it can result in the inability of a pitch to cater for all or certain types of play during peak and off peak times.

As a guide, The FA has set a standard number of matches that each grass pitch type should be able to accommodate without it adversely affecting its quality. Taking into consideration the guidelines on capacity, the following ratings were used in Wiltshire:

Adult pitch quality	Matches per week	Youth pitch quality	Matches per week	Mini pitch quality	Matches per week
Good	3	Good	4	Good	6
Standard	2	Standard	2	Standard	4
Poor	1	Poor	1	Poor	2

Table 2.15 applies the above pitch ratings against the actual level of weekly play recorded to determine a capacity rating as follows:

<b>Potential capacity</b>	Play is below the level the site could sustain
<b>At capacity</b>	Play matches the level the site can sustain
<b>Overplayed</b>	Play exceeds the level the site can sustain

## ***Match equivalent sessions per week***

Pitches have a limit of how much play they can accommodate over a certain period of time before their quality, and in turn their use, is adversely affected. As the main usage of pitches is likely to be for matches, it is appropriate for the comparable unit to be match equivalent sessions but may for example include training sessions and informal use.

## ***Education sites***

To account for curricular/extra-curricular use of education pitches, the current usage at such sites needs to be adjusted. The only time this would not happen is when a school does not use its pitches at all and the sole use is community use. The adjustment is typically dependent on the amount of play carried out, the number of pitches on site and whether there is access to an on-site AGP (as this can result in less grass pitch use).

# WILTSHIRE COUNCIL

## PLAYING PITCH ASSESSMENT REPORT

In some cases, where there is no identified community use, there is little capacity to accommodate further play. Internal usage often exceeds recommended pitch capacity, which is further exacerbated by basic maintenance regimes that may not extend beyond grass cutting and line marking. As such, where not overplayed as a result of community use, many school sites are considered to have no spare capacity to accommodate further usage based on assumed curricular and extracurricular activity.

For school sites which are available for community use, current play has been enlarged on a site-by-site basis following consultation with the providers. Generally, usage is increased by one match equivalent session per pitch; however, in some cases, further use is added when it is known that a particular provider uses a particular pitch heavily.

### **Peak time**

Spare capacity can only be considered as actual spare capacity if pitches are available at peak time. In Wiltshire, peak time is considered to be Saturday afternoons for adult football and Sunday mornings for youth 11v11, youth 9v9, mini 7v7 and mini 5v5 football. Peak time is based on when the majority of teams are playing matches for each particular format of play.

On occasion, spare capacity in the peak period is identified despite the pitch being played to capacity or overplayed, or more spare capacity is identified in the peak period than the overall spare capacity that exists. This is because most or all of the use on those particular pitches occurs outside of the peak period. Where this is the case, given that peak time usage should not be utilised over and above overall capacity, adjustments have been made.

A pitch is only said to have 'actual spare capacity' if it is available for community use and available at the peak time for that format of play. Any pitch not meeting this criterion is therefore not considered to have additional capacity, although it may have capacity outside of peak time.

There may also be situations where, although a site is highlighted as potentially able to accommodate some additional play, this should not be recorded as spare capacity against the site. For example, a site may be managed to operate slightly below full capacity to ensure that it can cater for a number of regular friendly matches and activities that take place but are difficult to quantify on a weekly basis.

Pitches that are of a poor quality are not deemed to have actual spare capacity due to the already low carrying capacity of the pitches. Any identified spare capacity should be retained in order to relieve the pitches of use, which in turn will aid the improvement of pitch quality. Furthermore, any pitches with unsecured tenure are not considered to have actual spare capacity as no further play should be encouraged on such sites given that future access cannot be guaranteed.

The table below identifies the way capacity balance is represented in Table 2.15.

*Table 2.14: Capacity balance examples*

Spare capacity in peak period (examples)	Explanation of capacity balance
1	Highlighted in green with a number denotes that the pitches have actual spare capacity at peak time.

## WILTSHIRE COUNCIL PLAYING PITCH ASSESSMENT REPORT

Spare capacity in peak period (examples)	Explanation of capacity balance
-	With a dash, this indicates that the pitch is unavailable in the peak period. If it were to be made available, actual spare capacity could exist.
0	Highlighted in orange with a zero, this indicates the pitch is played to capacity, either overall or during the peak period.
1	Not highlighted but with a value, this indicates that the pitch has spare capacity in the peak period; however, capacity has been discounted. This may be due to unsecure tenure and/or poor pitch quality.
1	Highlighted in red with a number denotes that the pitches are overplayed and have no spare capacity across the week. This includes at peak time, despite any availability at peak time which may exist.

**WILTSHIRE COUNCIL  
PLAYING PITCH ASSESSMENT REPORT**

Table 2.15: Grass football pitch capacity analysis

Site ID	Site name	Post code	Analysis area	Com use	Management	Security of tenure	Pitch type	Pitch size	No. of pitches	Agreed quality rating	Current play <sup>6</sup>	Carrying capacity <sup>7</sup>	Capacity balance	Spare capacity in peak period	Comments
1	Abbeyfield School	SN15 3XB	Chippenham & Villages	No	Education	Unsecure	Adult		1	Poor	1	1	0	1	Pitch is played to capacity.
1	Abbeyfield School	SN15 3XB	Chippenham & Villages	No	Education	Unsecure	Youth	(11v11)	1	Poor	1	1	0	1	Pitch is played to capacity.
1	Abbeyfield School	SN15 3XB	Chippenham & Villages	No	Education	Unsecure	Youth	(9v9)	2	Poor	1	2	1	2	Pitches are unavailable for community use.
2	Aldbourn Sports Field	SN8 2DS	Marlborough	Yes	Council	Secure	Adult		1	Poor	0	1	1	1	Actual spare is discounted due to poor pitch quality.
3	Alderbury Football Club	SP5 3BD	Southern Wiltshire	Yes	Sport Club	Secure	Adult		1	Standard	3	2	1	0.5	Pitch is overplayed by one match equivalent session per week.
3	Alderbury Football Club	SP5 3BD	Southern Wiltshire	Yes	Sport Club	Secure	Mini	(5v5)	1	Standard	0.5	4	3.5	0.5	Actual spare capacity at peak time.
3	Alderbury Football Club	SP5 3BD	Southern Wiltshire	Yes	Sport Club	Secure	Mini	(7v7)	2	Standard	1	8	7	1	Actual spare capacity at peak time.
3	Alderbury Football Club	SP5 3BD	Southern Wiltshire	Yes	Sport Club	Secure	Youth	(9v9)	2	Standard	0.5	4	3.5	1.5	Actual spare capacity at peak time.
4	Alexander Memorial Field	BA12 7AP	Warminster	Yes	Trust	Secure	Adult		1	Poor	0.5	1	0.5	1	Actual spare is discounted due to poor pitch quality.
4	Alexander Memorial Field	BA12 7AP	Warminster	Yes	Trust	Secure	Mini	(5v5)	2	Poor	1	4	3	1	Actual spare is discounted due to poor pitch quality.
5	All Cannings Church of England Primary School	SN10 3PG	Pewsey	No	Education	Unsecure	Mini	(5v5)	2	Poor	2	4	2	2	Pitches are unavailable for community use.
8	All Saints C of E Primary School	SP4 9PJ	Stonehenge	No	Education	Unsecure	Mini	(5v5)	2	Poor	2	4	2	2	Pitches are unavailable for community use.
9	Aloeric Primary School	SN12 6HN	Melksham	No	Education	Unsecure	Mini	(7v7)	1	Poor	1	2	1	1	Pitch is unavailable for community use.
12	Stonehenge School Playing Fields (Holders Lane)	ST4 7PH	Stonehenge	No	Education	Unsecure	Adult		3	Standard	3	6	3	3	Pitches are unavailable for community use.
14	Appleford School	SP3 4HL	Stonehenge	No	Education	Unsecure	Mini	(7v7)	2	Good	2	12	10	2	Pitches are unavailable for community use.
15	Archers Gate Centenary Pavilion	SP4 7XX	Stonehenge	Yes	Council	Secure	Adult		1	Poor	1.5	1	0.5	1	Pitch is overplayed by 0.5 match equivalent sessions per week.
15	Archers Gate Centenary Pavilion	SP4 7XX	Stonehenge	Yes	Council	Secure	Mini	(5v5)	1	Poor	1	2	1	-	Pitch is played to capacity at peak time.
15	Archers Gate Centenary Pavilion	SP4 7XX	Stonehenge	Yes	Council	Secure	Mini	(7v7)	1	Standard	1.5	4	2.5	-	Pitch is played to capacity at peak time.
15	Archers Gate Centenary Pavilion	SP4 7XX	Stonehenge	Yes	Council	Secure	Youth	(9v9)	1	Poor	2.5	1	1.5	0.5	Pitch is overplayed by 1.5 match equivalent sessions per week.
16	Arcot Road (Aspire Defence Ground)	SP9 7AH	Tidworth	No	MOD	Unsecure	Adult		4	Standard	4	8	4	4	Pitches are unavailable for community use.
18	Avebury Sports Field	SN8 1RD	Marlborough	Yes	Community Organisation	Secure	Youth	(11v11)	1	Standard	1	2	1	1	Actual spare capacity at peak time.
19	Avon Park	BA2 7FF	Bradford-on-Avon	Yes	Council	Secure	Youth	(9v9)	1	Standard	1	2	1	-	Pitch is played to capacity at peak time.

<sup>6</sup> Match equivalent sessions per week

<sup>7</sup> Match equivalent sessions per week, based on pitch quality - the FA recommends a maximum number of match equivalent sessions to be accommodate per pitch type. Please refer to Section 2.4 for the full breakdown.

**WILTSHIRE COUNCIL  
PLAYING PITCH ASSESSMENT REPORT**

Site ID	Site name	Post code	Analysis area	Com use	Management	Security of tenure	Pitch type	Pitch size	No. of pitches	Agreed quality rating	Current play <sup>6</sup>	Carrying capacity <sup>7</sup>	Capacity balance	Spare capacity in peak period	Comments
20	Avon Valley College	SP4 8HH	Stonehenge	Yes	Education	Secure	Adult		1	Standard	2	2	0	1	Pitch is played to capacity.
20	Avon Valley College	SP4 8HH	Stonehenge	Yes	Education	Secure	Mini	(5v5)	1	Standard	1	4	3	-	Pitch is played to capacity at peak time.
20	Avon Valley College	SP4 8HH	Stonehenge	Yes	Education	Secure	Mini	(7v7)	1	Standard	2	4	2	-	Pitch is played to capacity at peak time.
20	Avon Valley College	SP4 8HH	Stonehenge	Yes	Education	Secure	Youth	(9v9)	1	Standard	2	2	0	1	Pitch is played to capacity.
21	Azimghur Barracks	SN14 8QY	Corsham	No	MOD	Secure	Adult		2	Standard	2	4	2	2	Pitches are unavailable for community use.
23	Barn Meadow	SN8 3AJ	Pewsey	Yes	Community Organisation	Secure	Adult		1	Standard	0	2	2	1	Actual spare capacity at peak time.
23	Barn Meadow	SN8 3AJ	Pewsey	Yes	Community Organisation	Secure	Youth	(11v11)	1	Standard	0.5	2	1.5	0.5	Actual spare capacity at peak time.
24	Barrys Field	SP5 1RL	Southern Wiltshire	Yes	Sport Club	Secure	Adult		1	Poor	0.5	1	0.5	1	Actual spare is discounted due to poor pitch quality.
24	Barrys Field	SP5 1RL	Southern Wiltshire	Yes	Sport Club	Secure	Mini	(5v5)	2	Poor	1	4	3	2	Actual spare is discounted due to poor pitch quality.
24	Barrys Field	SP5 1RL	Southern Wiltshire	Yes	Sport Club	Secure	Mini	(5v5)	1	Standard	1	4	3	1	Actual spare capacity at peak time.
24	Barrys Field	SP5 1RL	Southern Wiltshire	Yes	Sport Club	Secure	Mini	(7v7)	1	Standard	1.5	4	2.5	-	Pitch is played to capacity at peak time.
24	Barrys Field	SP5 1RL	Southern Wiltshire	Yes	Sport Club	Secure	Mini	(7v7)	2	Poor	1	4	1	0.5	Actual spare is discounted due to poor pitch quality.
24	Barrys Field	SP5 1RL	Southern Wiltshire	Yes	Sport Club	Secure	Youth	(11v11)	2	Standard	4.5	4	0.5	2	Pitches are overplayed by 0.5 match equivalent session per week.
24	Barrys Field	SP5 1RL	Southern Wiltshire	Yes	Sport Club	Secure	Youth	(9v9)	1	Good	2	4	2	0.5	Actual spare capacity at peak time.
24	Barrys Field	SP5 1RL	Southern Wiltshire	Yes	Sport Club	Secure	Youth	(9v9)	1	Poor	1	1	0	1	Pitch is played to capacity.
29	Bellefield Primary and Nursery School	BA14 8TE	Trowbridge	No	Education	<b>Unsecure</b>	Mini	(5v5)	2	Poor	2	4	2	2	Pitches are unavailable for community use.
30	Bemerton Heath Harlequins Football Club	SP2 9DR	Salisbury	Yes	Sport Club	Secure	Adult		1	Standard	2	2	0	-	Pitches are played to capacity.
31	Beverbrook Sports Facility	SN11 9FL	Calne	Yes	Council	Secure	Adult		4	Standard	3.5	8	4.5	2.5	Actual spare capacity at peak time.
31	Beverbrook Sports Facility	SN11 9FL	Calne	No	Council	Secure	Adult		3	Good	5	9	4	3	Elite training pitches for Swindon Town FC meaning capacity is discounted.
31	Beverbrook Sports Facility	SN11 9FL	Calne	Yes	Council	Secure	Mini	(5v5)	2	Standard	2.5	8	5.5	-	Pitches are played to capacity at peak time.
31	Beverbrook Sports Facility	SN11 9FL	Calne	Yes	Council	Secure	Mini	(7v7)	2	Standard	5.5	8	2.5	-	Pitches are played to capacity at peak time.
31	Beverbrook Sports Facility	SN11 9FL	Calne	Yes	Council	Secure	Youth	(11v11)	2	Standard	8	4	4	-	Pitches are overplayed by four match equivalent sessions per week.
32	Biddestone Village Hall	SN14 7BZ	Chippenham & Villages	Yes	Trust	Secure	Adult		1	Poor	0	1	1	1	Actual spare is discounted due to poor pitch quality.

**WILTSHIRE COUNCIL  
PLAYING PITCH ASSESSMENT REPORT**

Site ID	Site name	Post code	Analysis area	Com use	Management	Security of tenure	Pitch type	Pitch size	No. of pitches	Agreed quality rating	Current play <sup>6</sup>	Carrying capacity <sup>7</sup>	Capacity balance	Spare capacity in peak period	Comments
33	Bishop Wordsworths School	SP1 2ED	Salisbury	No	Education	<b>Unsecure</b>	Adult		3	Standard	3	6	3	3	Pitches are unavailable for community use.
34	Bishopdown	SP1 3EF	Salisbury	Yes	Council	Secure	Adult		1	Standard	1	2	1	1	Actual spare capacity at peak time.
35	Bishops Cannings School C of E Aided Primary School	SN10 2LD	Devizes	No	Education	<b>Unsecure</b>	Mini	(5v5)	2	Poor	2	4	2	2	Pitches are unavailable for community use.
39	Bonnymead Park	SP4 7BB	Stonehenge	Yes	Council	Secure	Adult		1	Poor	0.5	1	0.5	0.5	Actual spare is discounted due to poor pitch quality.
40	Boscombe Down Sports Field	SP4 7LP	Stonehenge	Yes	MOD	<b>Unsecure</b>	Mini	(5v5)	1	Standard	1.5	4	2.5	-	Pitch is played to capacity at peak time.
40	Boscombe Down Sports Field	SP4 7LP	Stonehenge	Yes	MOD	<b>Unsecure</b>	Mini	(7v7)	1	Standard	1.5	4	2.5	-	Pitch is played to capacity at peak time.
40	Boscombe Down Sports Field	SP4 7LP	Stonehenge	Yes	MOD	<b>Unsecure</b>	Youth	(11v11)	1	Standard	1	2	1	1	Actual spare capacity discounted due to unsecure tenure.
40	Boscombe Down Sports Field	SP4 7LP	Stonehenge	Yes	MOD	<b>Unsecure</b>	Youth	(9v9)	1	Standard	1	2	1	0.5	Actual spare capacity discounted due to unsecure tenure.
42	Bowood Sports Ground	SN11 9LX	Calne	Yes	Sport Club	Secure	Mini	(5v5)	1	Good	1.5	6	4.5	0.5	Actual spare capacity at peak time.
42	Bowood Sports Ground	SN11 9LX	Calne	Yes	Sport Club	Secure	Mini	(7v7)	2	Good	1.5	12	10.5	1.5	Actual spare capacity at peak time.
42	Bowood Sports Ground	SN11 9LX	Calne	Yes	Sport Club	Secure	Youth	(11v11)	1	Good	4.5	4	0.5	-	Pitch is overplayed by 0.5 match equivalent sessions per week.
43	Box Recreation Ground	SN13 8NT	Corsham	Yes	Council	Secure	Adult		1	Good	0.5	3	2.5	1	Actual spare capacity at peak time.
45	Bradford-on-Avon Sports & Social Club	BA15 1EX	Bradford-on-Avon	Yes	Community Organisation	Secure	Adult		2	Good	1.5	6	4.5	1	Actual spare is discounted to protect Step pitch quality.
46	Bradon Forest School	SN5 4AT	Royal Wootton Bassett & Cricklade	Yes	Education	<b>Unsecure</b>	Adult		1	Standard	1	2	1	1	Actual spare capacity discounted due to unsecure tenure.
46	Bradon Forest School	SN5 4AT	Royal Wootton Bassett & Cricklade	Yes	Education	<b>Unsecure</b>	Mini	(5v5)	1	Standard	1.5	4	2.5	-	Pitch is played to capacity at peak time.
46	Bradon Forest School	SN5 4AT	Royal Wootton Bassett & Cricklade	Yes	Education	<b>Unsecure</b>	Mini	(7v7)	1	Standard	2	4	2	-	Pitch is played to capacity at peak time.
46	Bradon Forest School	SN5 4AT	Royal Wootton Bassett & Cricklade	Yes	Education	<b>Unsecure</b>	Youth	(11v11)	1	Standard	1	2	1	-	Pitch is played to capacity at peak time.
46	Bradon Forest School	SN5 4AT	Royal Wootton Bassett & Cricklade	Yes	Education	<b>Unsecure</b>	Youth	(9v9)	1	Standard	2.5	2	0.5	-	Pitch is overplayed by 0.5 match equivalent sessions per week.

**WILTSHIRE COUNCIL  
PLAYING PITCH ASSESSMENT REPORT**

Site ID	Site name	Post code	Analysis area	Com use	Management	Security of tenure	Pitch type	Pitch size	No. of pitches	Agreed quality rating	Current play <sup>6</sup>	Carrying capacity <sup>7</sup>	Capacity balance	Spare capacity in peak period	Comments
47	Bradstone Sports Field	SN6 6PH	Malmesbury	Yes	Community Organisation	Secure	Mini	(7v7)	1	Poor	0	2	2	1	Actual spare is discounted due to poor pitch quality.
47	Bradstone Sports Field	SN6 6PH	Malmesbury	Yes	Community Organisation	Secure	Youth	(11v11)	1	Poor	1	1	0	-	Pitch is played to capacity.
47	Bradstone Sports Field	SN6 6PH	Malmesbury	Yes	Community Organisation	Secure	Youth	(9v9)	1	Standard	0	2	2	1	Actual spare capacity at peak time.
48	Bratton Recreation Ground	BA13 4RF	Westbury	Yes	Council	Secure	Adult		1	Good	1.5	3	1.5	0.5	Actual spare capacity at peak time.
48	Bratton Recreation Ground	BA13 4RF	Westbury	Yes	Council	Secure	Youth	(9v9)	1	Good	1	4	3	0.5	Actual spare capacity at peak time.
49	Brian White Head Sports & Social Club	SP5 3NH	Southern Wiltshire	Yes	Sport Club	Secure	Adult		1	Poor	4.5	1	3.5	-	Pitch is overplayed by 3.5 match equivalent sessions per week.
50	Brinkworth Earl Danbys C of E Primary School (Lower Site)	SN15 4HU	Malmesbury	No	Education	Unsecure	Mini	(5v5)	1	Poor	1	2	1	1	Pitches are unavailable for community use.
51	Brinkworth Earl Danbys C of E Primary School (Upper School)	SN15 5AX	Malmesbury	No	Education	Unsecure	Mini	(5v5)	1	Poor	1	2	1	1	Pitches are unavailable for community use.
52	Broad Hinton C of E Primary School	SN4 9PQ	Royal Wootton Bassett & Cricklade	No	Education	Unsecure	Mini	(5v5)	1	Poor	1	2	1	1	Pitches are unavailable for community use.
54	Bromham Jubilee Field	SN15 2JB	Devizes	Yes	Sport Club	Secure	Adult		1	Poor	0.5	1	0.5	0.5	Actual spare is discounted due to poor pitch quality.
56	Bulford Recreation Ground	SP4 9DY	Stonehenge	Yes	Council	Secure	Adult		1	Poor	1	1	0	1	Pitch is played to capacity.
60	Calne Town Football Club	SN11 9EE	Calne	Yes	Sport Club	Secure	Adult		1	Standard	1.5	2	0.5	-	Pitch is played to capacity at peak time.
61	Castle Combe Sports Field	SN14 7HD	Chippenham & Villages	Yes	Sport Club	Secure	Mini	(5v5)	2	Standard	2	8	6	1	Actual spare capacity at peak time.
61	Castle Combe Sports Field	SN14 7HD	Chippenham & Villages	Yes	Sport Club	Secure	Mini	(7v7)	1	Standard	2.5	4	1.5	-	Pitch is played to capacity at peak time.
61	Castle Combe Sports Field	SN14 7HD	Chippenham & Villages	Yes	Sport Club	Secure	Youth	(11v11)	1	Standard	3	2	1	-	Pitch is overplayed by one match equivalent session per week.
61	Castle Combe Sports Field	SN14 7HD	Chippenham & Villages	Yes	Sport Club	Secure	Youth	(9v9)	1	Standard	2	2	0	-	Pitch is played to capacity.
62	Castle Meadow Playing Field	SP2 0HG	South West Wiltshire	Yes	Council	Secure	Adult		1	Poor	0.5	1	0.5	0.5	Actual spare is discounted due to poor pitch quality.
69	Chestnut Springs Playing Field	SN5 3NH	Royal Wootton Bassett & Cricklade	Yes	Council	Secure	Mini	(5v5)	1	Standard	1	4	3	-	Pitch is played to capacity at peak time.
69	Chestnut Springs Playing Field	SN5 3NH	Royal Wootton Bassett & Cricklade	Yes	Council	Secure	Mini	(7v7)	1	Standard	1	4	3	-	Pitch is played to capacity at peak time.

**WILTSHIRE COUNCIL  
PLAYING PITCH ASSESSMENT REPORT**

Site ID	Site name	Post code	Analysis area	Com use	Management	Security of tenure	Pitch type	Pitch size	No. of pitches	Agreed quality rating	Current play <sup>6</sup>	Carrying capacity <sup>7</sup>	Capacity balance	Spare capacity in peak period	Comments
69	Chestnut Springs Playing Field	SN5 3NH	Royal Wootton Bassett & Cricklade	Yes	Council	Secure	Youth	(11v11)	2	Standard	2	4	2	-	Pitch is played to capacity at peak time.
69	Chestnut Springs Playing Field	SN5 3NH	Royal Wootton Bassett & Cricklade	Yes	Council	Secure	Youth	(9v9)	1	Standard	2	2	0	-	Pitch is played to capacity.
73	Chippenham Town Football Club	SN14 6LR	Chippenham & Villages	Yes	Sport Club	Secure	Adult		1	Good	0.5	3	2.5	0.5	Actual spare capacity discounted to protect Step pitch quality.
78	Codford Village Hall & Playing Field	BA12 0PP	Warminster	Yes	Trust	Secure	Adult		1	Poor	1	1	0	0.5	Pitch is played to capacity.
86	Corsham Primary School	SN13 9YW	Corsham	No	Education	<b>Unsecure</b>	Mini	(5v5)	2	Poor	2	4	2	2	Pitches are unavailable for community use.
89	Corsham Town Football Club	SN13 9HS	Corsham	Yes	Sport Club	Secure	Adult		1	Poor	1.5	1	0.5	-	Pitch is overplayed by 0.5 match equivalent sessions per week.
92	Cricklade Leisure Centre	SN6 6JW	Royal Wootton Bassett & Cricklade	Yes	Community Organisation	Secure	Adult		1	Standard	2	2	0	-	Pitch is played to capacity.
92	Cricklade Leisure Centre	SN6 6JW	Royal Wootton Bassett & Cricklade	Yes	Community Organisation	Secure	Mini	(5v5)	1	Good	2	6	4	-	Pitch is played to capacity at peak time.
92	Cricklade Leisure Centre	SN6 6JW	Royal Wootton Bassett & Cricklade	Yes	Community Organisation	Secure	Mini	(7v7)	1	Good	1.5	6	4.5	-	Pitch is played to capacity at peak time.
92	Cricklade Leisure Centre	SN6 6JW	Royal Wootton Bassett & Cricklade	Yes	Community Organisation	Secure	Youth	(11v11)	1	Standard	0	2	2	1	Actual spare capacity at peak time.
92	Cricklade Leisure Centre	SN6 6JW	Royal Wootton Bassett & Cricklade	Yes	Community Organisation	Secure	Youth	(9v9)	1	Good	1	4	3	-	Pitch is played to capacity at peak time.
93	Cricklade Manor Prep School	SN6 6BB	Royal Wootton Bassett & Cricklade	No	Education	<b>Unsecure</b>	Youth	(9v9)	1	Standard	1	2	1	1	Pitch is unavailable for community use.
94	Crudwell C of E Primary School	SN16 9ER	Malmesbury	No	Education	<b>Unsecure</b>	Mini	(5v5)	1	Poor	1	2	1	1	Pitch is unavailable for community use.
95	Crudwell Village Hall & Recreation Ground	SN16 9HB	Malmesbury	Yes	Community Organisation	Secure	Adult		1	Poor	0	1	1	1	Actual spare is discounted due to poor pitch quality
95	Crudwell Village Hall & Recreation Ground	SN16 9HB	Malmesbury	Yes	Community Organisation	Secure	Mini	(5v5)	1	Poor	0	2	2	1	Actual spare is discounted due to poor pitch quality
98	Dauntsey's School	SN10 4HE	Devizes	No	Education	<b>Unsecure</b>	Adult		5	Good	5	15	10	5	Pitches are unavailable for community use.
98	Dauntsey's School	SN10 4HE	Devizes	No	Education	<b>Unsecure</b>	Youth	(9v9)	2	Good	2	8	6	2	Pitches are unavailable for community use.



**WILTSHIRE COUNCIL  
PLAYING PITCH ASSESSMENT REPORT**

Site ID	Site name	Post code	Analysis area	Com use	Management	Security of tenure	Pitch type	Pitch size	No. of pitches	Agreed quality rating	Current play <sup>6</sup>	Carrying capacity <sup>7</sup>	Capacity balance	Spare capacity in peak period	Comments
99	Davis Field	SN10 4AN	Devizes	Yes	Sport Club	Secure	Adult		1	Poor	0	1	1	1	Actual spare is discounted due to poor pitch quality
99	Davis Field	SN10 4AN	Devizes	Yes	Sport Club	Secure	Mini	(7v7)	1	Poor	0	2	2	1	Actual spare is discounted due to poor pitch quality
100	Daykin Estates Ground	BA14 0LZ	Trowbridge	Yes	Sport Club	Secure	Adult		1	Standard	0.5	2	1.5	0.5	Actual spare capacity at peak time.
100	Daykin Estates Ground	BA14 0LZ	Trowbridge	Yes	Sport Club	Secure	Mini	(7v7)	1	Standard	1.5	4	2.5	-	Pitch is played to capacity at peak time.
100	Daykin Estates Ground	BA14 0LZ	Trowbridge	Yes	Sport Club	Secure	Youth	(11v11)	1	Standard	3.5	2	1.5	-	Pitch is overplayed by 1.5 match equivalent sessions per week.
100	Daykin Estates Ground	BA14 0LZ	Trowbridge	Yes	Sport Club	Secure	Youth	(9v9)	1	Standard	2.5	2	0.5	-	Pitch is overplayed by 0.5 match equivalent sessions per week.
101	Derry Hill C of E Aided Primary School	SN11 9NN	Calne	No	Education	<b>Unsecure</b>	Mini	(5v5)	1	Poor	1	2	1	1	Pitch is unavailable for community use.
103	Devizes School	SN10 3AG	Devizes	No	Education	<b>Unsecure</b>	Adult		1	Poor	1	1	0	1	Pitch is played to capacity.
103	Devizes School	SN10 3AG	Devizes	No	Education	<b>Unsecure</b>	Youth	(9v9)	1	Poor	1	1	0	1	Pitch is played to capacity.
105	Dilton Marsh Playing Fields	BA13 4DZ	Westbury	Yes	Council	Secure	Adult		1	Poor	0.5	1	0.5	0.5	Actual spare is discounted due to poor pitch quality
105	Dilton Marsh Playing Fields	BA13 4DZ	Westbury	Yes	Council	Secure	Mini	(5v5)	1	Poor	0.5	2	1.5	0.5	Actual spare is discounted due to poor pitch quality
107	Donhead Sports Club	SP7 0PL	South West Wiltshire	Yes	Sport Club	Secure	Adult		1	Poor	0.5	1	0.5	0.5	Actual spare is discounted due to poor pitch quality
109	Downland School	SN10 5EF	Devizes	No	Education	<b>Unsecure</b>	Mini	(5v5)	1	Poor	1	2	1	1	Pitch is unavailable for community use.
112	DSTL Porton Down	SP4 0JQ	Southern Wiltshire	No	MOD	<b>Unsecure</b>	Adult		1	Standard	1	2	1	1	Pitch is unavailable for community use.
113	Duchy Manor	BA12 6EW	South West Wiltshire	Yes	Council	Secure	Mini	(7v7)	1	Poor	0.5	2	1.5	0.5	Actual spare is discounted due to poor pitch quality
113	Duchy Manor	BA12 6EW	South West Wiltshire	Yes	Council	Secure	Youth	(9v9)	1	Poor	0.5	1	0.5	1	Actual spare is discounted due to poor pitch quality
114	Durrington Recreation Ground	SP4 8HH	Stonehenge	Yes	Council	Secure	Adult		1	Poor	1.5	1	0.5	0.5	Pitch is overplayed by 0.5 match equivalent sessions per week.
116	Elcot Lane Playing Field	SN8 2BD	Marlborough	Yes	Council	Secure	Youth	(9v9)	1	Poor	1.5	1	0.5	-	Pitch is overplayed by 0.5 match equivalent sessions per week.
122	Figheledean Recreation Ground	SP4 8JR	Stonehenge	Yes	Council	Secure	Adult		1	Poor	0.5	1	0.5	1	Actual spare is discounted due to poor pitch quality
125	Five Lanes CE (VA) Primary School (Worton Site)	SN10 5SE	Devizes	No	Education	<b>Unsecure</b>	Mini	(5v5)	1	Poor	1	2	1	1	Pitch is unavailable for community use.
126	Five Rivers Health and Wellbeing Centre	SP1 3NR	Salisbury	Yes	Council	Secure	Youth	(11v11)	1	Poor	1	1	0	-	Pitch is played to capacity.
127	Forest Community Centre	SN12 7BB	Melksham	Yes	Community Organisation	Secure	Adult		1	Poor	1.5	1	0.5	1	Pitch is overplayed by 0.5 match equivalent sessions per week.
127	Forest Community Centre	SN12 7BB	Melksham	Yes	Community Organisation	Secure	Mini	(5v5)	1	Poor	0.5	2	1.5	0.5	Actual spare is discounted due to poor pitch quality

**WILTSHIRE COUNCIL  
PLAYING PITCH ASSESSMENT REPORT**

Site ID	Site name	Post code	Analysis area	Com use	Management	Security of tenure	Pitch type	Pitch size	No. of pitches	Agreed quality rating	Current play <sup>6</sup>	Carrying capacity <sup>7</sup>	Capacity balance	Spare capacity in peak period	Comments
129	Frogwell Primary School	SN14 0DG	Chippenham & Villages	No	Education	<b>Unsecure</b>	Mini	(5v5)	1	Poor	1	2	1	1	Pitch is unavailable for community use.
129	Frogwell Primary School	SN14 0DG	Chippenham & Villages	No	Education	<b>Unsecure</b>	Mini	(7v7)	1	Poor	1	2	1	1	Pitch is unavailable for community use.
130	Gerard Buxton Sports Ground	SN4 8DS	Royal Wootton Bassett & Cricklade	Yes	Community Organisation	Secure	Adult		1	Good	1.5	3	1.5	-	Pitch played to capacity at peak time - step pitch for Royal Wootton Basset Town FC
130	Gerard Buxton Sports Ground	SN4 8DS	Royal Wootton Bassett & Cricklade	Yes	Community Organisation	Secure	Adult		1	Good	2.5	3	0.5	-	Pitch is played to capacity at peak time.
130	Gerard Buxton Sports Ground	SN4 8DS	Royal Wootton Bassett & Cricklade	Yes	Community Organisation	Secure	Mini	(5v5)	1	Good	2	6	4	-	Pitch is played to capacity at peak time.
130	Gerard Buxton Sports Ground	SN4 8DS	Royal Wootton Bassett & Cricklade	Yes	Community Organisation	Secure	Mini	(7v7)	2	Good	3	12	9	-	Pitch is played to capacity at peak time.
130	Gerard Buxton Sports Ground	SN4 8DS	Royal Wootton Bassett & Cricklade	Yes	Community Organisation	Secure	Youth	(11v11)	1	Good	6	4	2	-	Pitch is overplayed by two match equivalent sessions per week.
130	Gerard Buxton Sports Ground	SN4 8DS	Royal Wootton Bassett & Cricklade	Yes	Community Organisation	Secure	Youth	(9v9)	1	Good	4.5	4	0.5	-	Pitch is overplayed by 0.5 match equivalent sessions per week.
132	Goatacre Recreation Ground	SN11 9JA	Calne	Yes	Sport Club	Secure	Adult		1	Poor	0.5	1	0.5	1	Actual spare is discounted due to poor pitch quality
135	Great Bedwyn Memorial Playing Field	SN8 3LR	Pewsey	Yes	Community Organisation	Secure	Adult		1	Poor	0.5	1	0.5	1	Actual spare is discounted due to poor pitch quality
136	Green Lane Playing Fields	SN10 5EP	Devizes	Yes	Wiltshire FA	Secure	Adult		1	Good	3	3	0	-	Pitch is played to capacity.
136	Green Lane Playing Fields	SN10 5EP	Devizes	Yes	Wiltshire FA	Secure	Youth	(11v11)	1	Standard	3	2	1	-	Pitch is overplayed by one match equivalent session per week.
136	Green Lane Playing Fields	SN10 5EP	Devizes	Yes	Wiltshire FA	Secure	Youth	(9v9)	1	Standard	3	2	1	-	Pitch is overplayed by one match equivalent session per week.
137	Green Lane Recreation Centre	SN14 8AU	Corsham	Yes	Council	Secure	Mini	(5v5)	1	Poor	0	2	2	1	Actual spare is discounted due to poor pitch quality
137	Green Lane Recreation Centre	SN14 8AU	Corsham	Yes	Council	Secure	Mini	(7v7)	1	Poor	0.5	2	0.5	0.5	Actual spare is discounted due to poor pitch quality
137	Green Lane Recreation Centre	SN14 8AU	Corsham	Yes	Council	Secure	Youth	(9v9)	1	Poor	0.5	1	0.5	1	Actual spare is discounted due to poor pitch quality
139	Greentrees Primary School (Junior Site)	SP1 3PG	Southern Wiltshire	No	Education	<b>Unsecure</b>	Mini	(5v5)	2	Poor	2	4	2	2	Pitches are unavailable for community use.
144	Harnham Church of England Junior School	SP2 8JZ	Salisbury	No	Education	<b>Unsecure</b>	Mini	(7v7)	1	Poor	1	2	1	1	Pitch is unavailable for community use.

**WILTSHIRE COUNCIL  
PLAYING PITCH ASSESSMENT REPORT**

Site ID	Site name	Post code	Analysis area	Com use	Management	Security of tenure	Pitch type	Pitch size	No. of pitches	Agreed quality rating	Current play <sup>6</sup>	Carrying capacity <sup>7</sup>	Capacity balance	Spare capacity in peak period	Comments
150	High Road Playing Fields	SN6 6NX	Malmesbury	Yes	Community Organisation	Secure	Mini	(7v7)	1	Poor	1.5	2	0.5	-	Pitch is played to capacity at peak time.
150	High Road Playing Fields	SN6 6NX	Malmesbury	Yes	Community Organisation	Secure	Youth	(11v11)	1	Poor	2.5	1	1.5	-	Pitch is overplayed by 1.5 match equivalent sessions per week.
150	High Road Playing Fields	SN6 6NX	Malmesbury	Yes	Community Organisation	Secure	Youth	(9v9)	1	Poor	2	1	1	-	Pitch is overplayed by one match equivalent session per week.
151	Hilmarton Primary School	SN11 8SG	Calne	No	Education	Unsecure	Mini	(7v7)	1	Poor	1	2	1	1	Pitch is unavailable for community use.
152	Hilperton C of E Primary School	BA14 7SB	Trowbridge	No	Education	Unsecure	Mini	(5v5)	1	Poor	1	2	1	1	Pitch is unavailable for community use.
153	Hilperton Village Hall	BA14 7RN	Trowbridge	Yes	Community Organisation	Secure	Adult		1	Poor	1	1	0	0.5	Pitch is played to capacity.
156	Holt Playing Field	BA14 6RT	Bradford-on-Avon	Yes	Council	Secure	Adult		1	Standard	0.5	2	1.5	0.5	Actual spare capacity at peak time.
157	Holt VC Primary School	BA14 6RA	Bradford-on-Avon	No	Education	Unsecure	Mini	(5v5)	1	Poor	1	2	1	1	Pitch is unavailable for community use.
161	Hullavington C of E Primary & Nursery School	SN14 6EF	Chippenham & Villages	No	Education	Unsecure	Mini	(5v5)	1	Poor	1	2	1	1	Pitch is unavailable for community use.
162	Ivy Lane Primary School	SN15 1HE	Chippenham & Villages	No	Education	Unsecure	Mini	(5v5)	1	Poor	1	2	1	1	Pitch is unavailable for community use.
163	John of Gaunt School	BA14 9EH	Trowbridge	No	Education	Unsecure	Adult		1	Poor	1	1	0	-	Pitch is played to capacity.
163	John of Gaunt School	BA14 9EH	Trowbridge	No	Education	Unsecure	Youth	(9v9)	1	Poor	1	1	0	-	Pitch is played to capacity.
169	Kings Gate Primary School	SP4 7GD	Stonehenge	No	Education	Unsecure	Mini	(5v5)	1	Poor	1	2	1	1	Pitch is unavailable for community use.
171	Kingsbury Green Academy	SN11 8YH	Calne	No	Education	Unsecure	Mini	(7v7)	1	Poor	1	2	1	1	Pitch is unavailable for community use.
171	Kingsbury Green Academy	SN11 8YH	Calne	No	Education	Unsecure	Youth	(11v11)	1	Poor	1	1	0	-	Pitch is played to capacity.
171	Kingsbury Green Academy	SN11 8YH	Calne	No	Education	Unsecure	Youth	(9v9)	1	Poor	1	1	0	-	Pitch is played to capacity.
172	Kington Langley Playing Field	SN15 5NJ	Chippenham & Villages	Yes	Community Organisation	Secure	Youth	(9v9)	1	Poor	0	1	1	1	Actual spare is discounted due to poor pitch quality
173	Kington St Michael C of E Primary School	SN14 6LE	Chippenham & Villages	No	Education	Unsecure	Mini	(5v5)	1	Poor	1	2	1	1	Pitch is unavailable for community use.
175	Lacock Recreation Ground	SN15 2LQ	Corsham	Yes	Council	Secure	Adult		1	Standard	0.5	2	1.5	1	Actual spare capacity at peak time.
176	Land Warfare Centre (Site 1)	BA12 0DJ	Warminster	Yes	MOD	Unsecure	Adult		2	Good	1.5	6	4.5	1.5	Actual spare is discounted due to unsecure tenure.
181	Laverstock & Ford Sports Club	SP1 1QX	Southern Wiltshire	Yes	Sport Club	Secure	Adult		1	Standard	3.5	2	1.5	-	Pitch is overplayed by 1.5 match equivalent sessions per week.
181	Laverstock & Ford Sports Club	SP1 1QX	Southern Wiltshire	Yes	Sport Club	Secure	Youth	(9v9)	1	Standard	0.5	2	1.5	1	Actual spare capacity at peak time.
182	Lavington School	SN10 4EB	Devizes	No	Education	Unsecure	Adult		1	Poor	1	1	0	1	Pitch is played to capacity.

**WILTSHIRE COUNCIL  
PLAYING PITCH ASSESSMENT REPORT**

Site ID	Site name	Post code	Analysis area	Com use	Management	Security of tenure	Pitch type	Pitch size	No. of pitches	Agreed quality rating	Current play <sup>6</sup>	Carrying capacity <sup>7</sup>	Capacity balance	Spare capacity in peak period	Comments
183	Lea and Garsdon Church of England Primary School	SN16 9NQ	Malmesbury	No	Education	<b>Unsecure</b>	Mini	(7v7)	1	Standard	1	4	3	1	Pitch is unavailable for community use.
184	Leafy Lane Playing Fields	SN13 0JY	Corsham	Yes	Trust	Secure	Adult		2	Standard	0.5	4	3.5	2	Actual spare capacity at peak time.
184	Leafy Lane Playing Fields	SN13 0JY	Corsham	Yes	Trust	Secure	Mini	(5v5)	1	Good	1.5	6	4.5	0.5	Actual spare capacity at peak time.
184	Leafy Lane Playing Fields	SN13 0JY	Corsham	Yes	Trust	Secure	Mini	(5v5)	1	Standard	1	4	3	0.5	Actual spare capacity at peak time.
184	Leafy Lane Playing Fields	SN13 0JY	Corsham	Yes	Trust	Secure	Mini	(5v5)	1	Poor	1	2	1	-	Pitch is played to capacity at peak time.
184	Leafy Lane Playing Fields	SN13 0JY	Corsham	Yes	Trust	Secure	Mini	(7v7)	1	Good	2	6	4	0.5	Actual spare capacity at peak time.
184	Leafy Lane Playing Fields	SN13 0JY	Corsham	Yes	Trust	Secure	Mini	(7v7)	1	Standard	1	4	3	0.5	Actual spare capacity at peak time.
184	Leafy Lane Playing Fields	SN13 0JY	Corsham	Yes	Trust	Secure	Mini	(7v7)	1	Poor	1	2	1	0.5	Actual spare is discounted due to poor pitch quality
184	Leafy Lane Playing Fields	SN13 0JY	Corsham	Yes	Trust	Secure	Youth	(11v11)	2	Good	6.5	8	1.5	-	Pitch is played to capacity at peak time.
184	Leafy Lane Playing Fields	SN13 0JY	Corsham	Yes	Trust	Secure	Youth	(9v9)	1	Poor	1.5	1	0.5	0.5	Pitch is overplayed by 0.5 match equivalent sessions per week.
184	Leafy Lane Playing Fields	SN13 0JY	Corsham	Yes	Trust	Secure	Youth	(9v9)	1	Good	2	4	2	0.5	Actual spare capacity at peak time.
187	Little Marsh	BA14 6JE	Melksham	Yes	Sport Club	Secure	Adult		1	Poor	1	1	0	0.5	Pitch is played to capacity.
188	Longleaze Primary School	SN4 8BA	Royal Wootton Bassett & Cricklade	No	Education	<b>Unsecure</b>	Mini	(5v5)	1	Poor	1	2	1	1	Pitch is unavailable for community use.
189	Luckington Playing Field	SN14 6PB	Malmesbury	Yes	Community Organisation	Secure	Youth	(9v9)	1	Poor	0	1	1	1	Actual spare is discounted due to poor pitch quality
191	Ludgershall Sports & Social Club Football Ground	SP11 9QE	Tidworth	Yes	Sport Club	Secure	Adult		1	Poor	2	1	1	0.5	Pitch is overplayed by one match equivalent session per week.
192	Lydiard Millicent C of E Primary School	SN5 3LR	Royal Wootton Bassett & Cricklade	No	Education	<b>Unsecure</b>	Mini	(5v5)	1	Poor	1	2	1	1	Pitch is unavailable for community use.
193	Malmesbury C of E Primary School	SN16 9JR	Malmesbury	No	Education	<b>Unsecure</b>	Mini	(5v5)	2	Poor	2	4	2	2	Pitches are unavailable for community use.
194	Malmesbury School	SN16 0DF	Malmesbury	No	Education	<b>Unsecure</b>	Adult		2	Poor	2	2	0	2	Pitches are played to capacity.
194	Malmesbury School	SN16 0DF	Malmesbury	No	Education	<b>Unsecure</b>	Youth	(9v9)	2	Poor	2	2	0	2	Pitches are played to capacity.
195	Malmesbury Victoria Football Club	SN16 9JS	Malmesbury	Yes	Sport Club	Secure	Adult		1	Poor	1.5	1	0.5	-	Pitch is overplayed by 0.5 match equivalent sessions per week.
196	Mardon Vale Academy	SN11 9BD	Calne	No	Education	<b>Unsecure</b>	Youth	(9v9)	1	Poor	1	1	0	1	Pitch is played to capacity.
197	Marlborough College	SN8 1PA	Marlborough	No	Education	<b>Unsecure</b>	Adult		7	Good	7	21	14	7	Pitches are unavailable for community use.

**WILTSHIRE COUNCIL  
PLAYING PITCH ASSESSMENT REPORT**

Site ID	Site name	Post code	Analysis area	Com use	Management	Security of tenure	Pitch type	Pitch size	No. of pitches	Agreed quality rating	Current play <sup>6</sup>	Carrying capacity <sup>7</sup>	Capacity balance	Spare capacity in peak period	Comments
197	Marlborough College	SN8 1PA	Marlborough	No	Education	Unsecure	Mini	(5v5)	6	Good	6	36	30	6	Pitches are unavailable for community use.
197	Marlborough College	SN8 1PA	Marlborough	No	Education	Unsecure	Youth	(11v11)	4	Good	4	16	12	4	Pitches are unavailable for community use.
198	Marlborough Cricket Club	SN8 3HN	Marlborough	Yes	Sport Club	Secure	Mini	(5v5)	1	Standard	2	4	2	-	Pitch is played to capacity at peak time.
198	Marlborough Cricket Club	SN8 3HN	Marlborough	Yes	Sport Club	Secure	Mini	(7v7)	1	Standard	1.5	4	2.5	-	Pitch is played to capacity at peak time.
199	Marlborough Road Pitches	SP4 9AA	Stonehenge	Yes	MOD	Unsecure	Adult		1	Standard	1	2	1	1	Actual spare is discounted due to unsecure tenure.
200	Marlborough Rugby Club	SN8 1DL	Marlborough	Yes	Sport Club	Secure	Adult		1	Poor	0.5	1	0.5	0.5	Actual spare is discounted due to poor pitch quality
201	Marlborough Town Football Club	SN8 2BG	Marlborough	Yes	Sport Club	Secure	Adult		1	Poor	1.5	1	0.5	-	Pitch is overplayed by 0.5 match equivalent sessions per week.
202	Matravers School	BA13 3QH	Westbury	No	Education	Unsecure	Youth	(11v11)	2	Poor	2	2	0	1	Pitches are played to capacity.
202	Matravers School	BA13 3QH	Westbury	No	Education	Unsecure	Youth	(9v9)	1	Poor	1	1	0	1	Pitch is played to capacity.
205	Melksham Oak Community School	SN12 6QZ	Melksham	No	Education	Unsecure	Adult		4	Standard	4	8	4	4	Pitches are unavailable for community use.
206	Mere Peace Memorial Sports & Recreation Ground	BA12 6EP	South West Wiltshire	Yes	Council	Secure	Adult		1	Poor	2	1	1	0.5	Pitch is overplayed by one match equivalent session per week.
206	Mere Peace Memorial Sports & Recreation Ground	BA12 6EP	South West Wiltshire	Yes	Council	Secure	Youth	(9v9)	1	Standard	0	2	2	1	Actual spare capacity at peak time.
208	Middle Street Meadow	SP2 8LL	Salisbury	Yes	Council	Secure	Youth	(11v11)	1	Poor	4.5	1	3.5	-	Pitch is overplayed by 3.5 match equivalent sessions per week.
209	Minal Cricket Club and Sports Field	SN8 2LY	Marlborough	Yes	Sport Club	Secure	Mini	(5v5)	1	Poor	1	2	1	1	Actual spare is discounted due to poor pitch quality
209	Minal Cricket Club and Sports Field	SN8 2LY	Marlborough	Yes	Sport Club	Secure	Mini	(7v7)	1	Poor	2	2	0	1	Pitch is played to capacity.
210	Minety Church of England Primary School	SN16 9QL	Malmesbury	No	Education	Unsecure	Mini	(5v5)	1	Poor	1	2	1	1	Actual spare is discounted due to poor pitch quality
211	MOD Larkhill	SP4 8QT	Stonehenge	No	MOD	Unsecure	Adult		3	Good	3	9	6	3	Pitches are unavailable for community use
212	MOD Lyneham	SN15 4XX	Royal Wootton Bassett & Cricklade	Yes	MOD	Unsecure	Adult		5	Standard	0.5	10	9.5	4.5	Actual spare is discounted due to unsecure tenure.
214	Monkton Park Primary School	SN15 3PN	Chippenham & Villages	No	Education	Unsecure	Mini	(5v5)	1	Poor	1	2	1	1	Pitches are unavailable for community use
217	Netheravon Airfield	SP4 9SA	Stonehenge	No	MOD	Unsecure	Adult		1	Standard	1	2	1	1	Pitches are unavailable for community use
218	Netherhampton Road	SP2 8NP	South West Wiltshire	Yes	Council	Secure	Adult		2	Standard	6	4	2	2	Pitches are overplayed by two match equivalent sessions per week.
219	New Close Primary School	BA12 9JJ	Warminster	Yes	Education	Unsecure	Mini	(7v7)	1	Poor	1.5	2	0.5	-	Pitch is played to capacity at peak time.

**WILTSHIRE COUNCIL  
PLAYING PITCH ASSESSMENT REPORT**

Site ID	Site name	Post code	Analysis area	Com use	Management	Security of tenure	Pitch type	Pitch size	No. of pitches	Agreed quality rating	Current play <sup>6</sup>	Carrying capacity <sup>7</sup>	Capacity balance	Spare capacity in peak period	Comments
220	Nomansland Recreation Ground	SP5 2BY	Southern Wiltshire	Yes	Community Organisation	Secure	Mini	(5v5)	1	Poor	0	2	2	1	Actual spare is discounted due to poor pitch quality
220	Nomansland Recreation Ground	SP5 2BY	Southern Wiltshire	Yes	Community Organisation	Secure	Mini	(7v7)	1	Poor	0	2	2	1	Actual spare is discounted due to poor pitch quality
221	Noremarsch Junior School	SN4 8BT	Royal Wootton Bassett & Cricklade	No	Education	Unsecure	Mini	(5v5)	2	Poor	2	4	2	2	Pitches are unavailable for community use
222	North Bradley CE Primary School	BA14 0TA	Trowbridge	No	Education	Unsecure	Mini	(5v5)	2	Poor	1	2	1	1	Pitches are unavailable for community use
223	North Bradley Peace Memorial Trust Recreation Ground	BA14 0SL	Trowbridge	Yes	Trust	Secure	Mini	(5v5)	2	Poor	3	4	1	-	Pitches are played to capacity at peak time.
223	North Bradley Peace Memorial Trust Recreation Ground	BA14 0SL	Trowbridge	Yes	Trust	Secure	Mini	(7v7)	1	Poor	2	2	0	-	Pitch is played to capacity.
223	North Bradley Peace Memorial Trust Recreation Ground	BA14 0SL	Trowbridge	Yes	Trust	Secure	Youth	(9v9)	1	Poor	0.5	1	0.5	0.5	Actual spare is discounted due to poor pitch quality
224	Notton House School	SN15 2NF	Corsham	Yes	Education	Unsecure	Mini	(5v5)	1	Standard	1	4	3	1	Actual spare is discounted due to unsecure tenure.
224	Notton House School	SN15 2NF	Corsham	Yes	Education	Unsecure	Youth	(11v11)	1	Standard	0.5	2	1.5	0.5	Actual spare is discounted due to unsecure tenure.
225	Nunton Recreation Ground	SP5 4HZ	Southern Wiltshire	Yes	Sport Club	Secure	Adult		1	Poor	2.5	1	1.5	1	Pitch is overplayed by 1.5 match equivalent sessions per week.
228	Nursteed Road	SN10 3DX	Devizes	Yes	Sport Club	Secure	Adult		1	Good	4	3	1	-	Pitch is overplayed by one match equivalent sessions per week.
228	Nursteed Road	SN10 3DX	Devizes	Yes	Sport Club	Secure	Youth	(9v9)	1	Standard	2	2	0	-	Pitch is played to capacity.
229	Oakfield Stadium	SN12 7GU	Melksham	Yes	Sport Club	Secure	Adult		1	Good	1.5	3	1.5	-	Pitch is played to capacity at peak time - step pitch for Melksham Town FC.
229	Oakfield Stadium	SN12 7GU	Melksham	Yes	Sport Club	Secure	Adult		1	Good	2.5	3	0.5	-	Pitch is played to capacity at peak time.
229	Oakfield Stadium	SN12 7GU	Melksham	Yes	Sport Club	Secure	Mini	(5v5)	3	Standard	2.5	12	9.5	1.5	Actual spare capacity at peak time.
229	Oakfield Stadium	SN12 7GU	Melksham	Yes	Sport Club	Secure	Mini	(7v7)	2	Standard	5.5	8	2.5	-	Pitches are played to capacity at peak time.
229	Oakfield Stadium	SN12 7GU	Melksham	Yes	Sport Club	Secure	Youth	(11v11)	4	Standard	5	8	3	0.5	Actual spare capacity at peak time.
229	Oakfield Stadium	SN12 7GU	Melksham	Yes	Sport Club	Secure	Youth	(9v9)	2	Good	2.5	8	5.5	0.5	Actual spare capacity at peak time.
229	Oakfield Stadium	SN12 7GU	Melksham	Yes	Sport Club	Secure	Youth	(9v9)	1	Standard	1.5	2	0.5	-	Pitch is played to capacity at peak time.
230	Oaksey Playing Field	SN16 9TG	Malmesbury	Yes	Trust	Secure	Mini	(7v7)	1	Poor	0.5	2	1.5	1	Actual spare is discounted due to poor pitch quality
230	Oaksey Playing Field	SN16 9TG	Malmesbury	Yes	Trust	Secure	Youth	(9v9)	1	Poor	0.5	1	0.5	0.5	Actual spare is discounted due to poor pitch quality

**WILTSHIRE COUNCIL  
PLAYING PITCH ASSESSMENT REPORT**

Site ID	Site name	Post code	Analysis area	Com use	Management	Security of tenure	Pitch type	Pitch size	No. of pitches	Agreed quality rating	Current play <sup>6</sup>	Carrying capacity <sup>7</sup>	Capacity balance	Spare capacity in peak period	Comments
231	Oneschool Global UK Salisbury Campus	SP2 0JE	South West Wiltshire	No	Education	Unsecure	Mini	(5v5)	1	Poor	1	2	1	1	Pitch is unavailable for community use
231	Oneschool Global UK Salisbury Campus	SP2 0JE	South West Wiltshire	No	Education	Unsecure	Youth	(9v9)	2	Poor	2	2	0	2	Pitch is played to capacity.
233	Pembroke Park Primary School	SP2 9LY	Salisbury	No	Education	Unsecure	Adult		1	Poor	1	1	0	1	Pitch is played to capacity.
233	Pembroke Park Primary School	SP2 9LY	Salisbury	No	Education	Unsecure	Mini	(5v5)	2	Poor	2	4	2	2	Pitches are unavailable for community use.
233	Pembroke Park Primary School	SP2 9LY	Salisbury	No	Education	Unsecure	Youth	(9v9)	1	Poor	1	1	0	1	Pitch is played to capacity.
236	Pewsey Old Hospital Pitches	SN9 5NL	Pewsey	Yes	Sport Club	Secure	Mini	(5v5)	1	Poor	2	2	0	-	Pitch is played to capacity.
236	Pewsey Old Hospital Pitches	SN9 5NL	Pewsey	Yes	Sport Club	Secure	Mini	(7v7)	1	Poor	1	2	1	-	Pitch is played to capacity at peak time.
236	Pewsey Old Hospital Pitches	SN9 5NL	Pewsey	Yes	Sport Club	Secure	Youth	(9v9)	1	Poor	1.5	1	0.5	-	Pitch is overplayed by 0.5 match equivalent sessions per week.
237	Pewsey Vale Football Club	SN9 5BS	Pewsey	Yes	Sport Club	Secure	Adult		1	Poor	1	1	0	-	Pitch is played to capacity.
237	Pewsey Vale Football Club	SN9 5BS	Pewsey	Yes	Sport Club	Secure	Mini	(7v7)	2	Poor	0	4	4	2	Actual spare is discounted due to poor pitch quality
239	Pitton C of E Primary School	SP5 1DT	Southern Wiltshire	No	Education	Unsecure	Mini	(5v5)	2	Poor	2	4	2	2	Pitches are unavailable for community use.
242	Poultton Recreation Field	BA15 1EA	Bradford-on-Avon	Yes	Council	Secure	Mini	(7v7)	3	Poor	1	6	5	2.5	Actual spare is discounted due to poor pitch quality
244	Princecroft Primary School	BA12 8NT	Warminster	Yes	Education	Unsecure	Youth	(9v9)	1	Poor	2	1	1	0.5	Pitch is overplayed by one match equivalent session per week.
246	Purton FC (The Redhouse)	SN5 4DT	Royal Wootton Bassett & Cricklade	Yes	Sport Club	Secure	Adult		1	Standard	2	2	0	-	Pitch is played to capacity.
248	Queen Elizabeth II Diamond Jubilee Field (Melksham)	SN12 6TL	Melksham	Yes	Council	Secure	Adult		1	Standard	3	2	1	0.5	Pitch is overplayed by one match equivalent session per week.
248	Queen Elizabeth II Diamond Jubilee Field (Melksham)	SN12 6TL	Melksham	Yes	Council	Secure	Mini	(5v5)	3	Standard	4.5	12	7.5	-	Pitches are played to capacity at peak time.
248	Queen Elizabeth II Diamond Jubilee Field (Melksham)	SN12 6TL	Melksham	Yes	Council	Secure	Mini	(7v7)	2	Standard	4.5	8	3.5	-	Pitches are played to capacity at peak time.
248	Queen Elizabeth II Diamond Jubilee Field (Melksham)	SN12 6TL	Melksham	Yes	Council	Secure	Youth	(9v9)	2	Standard	5	4	1	-	Pitches are overplayed by one match equivalent session per week.
249	Queen Elizabeth II Playing Fields (Minety)	SN16 9QH	Malmesbury	Yes	Community Organisation	Secure	Adult		1	Good	1	3	2	-	Pitch is played to capacity at peak time.
249	Queen Elizabeth II Playing Fields (Minety)	SN16 9QH	Malmesbury	Yes	Community Organisation	Secure	Mini	(7v7)	1	Good	0	6	6	1	Actual spare capacity at peak time.

**WILTSHIRE COUNCIL  
PLAYING PITCH ASSESSMENT REPORT**

Site ID	Site name	Post code	Analysis area	Com use	Management	Security of tenure	Pitch type	Pitch size	No. of pitches	Agreed quality rating	Current play <sup>6</sup>	Carrying capacity <sup>7</sup>	Capacity balance	Spare capacity in peak period	Comments
250	Queen's Crescent Primary School	SN14 0QT	Chippenham & Villages	No	Education	<b>Unsecure</b>	Mini	(7v7)	1	Poor	1	2	1	1	Pitch is unavailable for community use.
251	Ramsbury Recreation Centre	SN8 2RB	Marlborough	Yes	Trust	Secure	Youth	(11v11)	1	Standard	2	2	0	-	Pitch is played to capacity.
251	Ramsbury Recreation Centre	SN8 2RB	Marlborough	Yes	Trust	Secure	Youth	(9v9)	1	Standard	4.5	2	2.5	-	Pitch is overplayed by 2.5 match equivalent sessions per week.
252	Red Bull Pitches	SN16 0RA	Malmesbury	Yes	Sport Club	Secure	Mini	(5v5)	2	Standard	2.5	8	5.5	2	Actual spare capacity at peak time.
252	Red Bull Pitches	SN16 0RA	Malmesbury	Yes	Sport Club	Secure	Mini	(7v7)	1	Poor	1	2	1	0.5	Actual spare is discounted due to poor pitch quality
252	Red Bull Pitches	SN16 0RA	Malmesbury	Yes	Sport Club	Secure	Youth	(11v11)	1	Good	1	4	3	-	Pitch is played to capacity at peak time.
252	Red Bull Pitches	SN16 0RA	Malmesbury	Yes	Sport Club	Secure	Youth	(11v11)	1	Poor	0.5	1	0.5	0.5	Actual spare is discounted due to poor pitch quality
252	Red Bull Pitches	SN16 0RA	Malmesbury	Yes	Sport Club	Secure	Youth	(9v9)	1	Poor	1	1	0	-	Pitch is played to capacity.
252	Red Bull Pitches	SN16 0RA	Malmesbury	Yes	Sport Club	Secure	Youth	(9v9)	1	Standard	1.5	2	0.5	0.5	Actual spare capacity at peak time.
253	Redland Lane	BA13 3QA	Westbury	Yes	Sport Club	Secure	Mini	(5v5)	1	Standard	1	4	3	-	Pitch is played to capacity at peak time.
253	Redland Lane	BA13 3QA	Westbury	Yes	Sport Club	Secure	Mini	(7v7)	1	Standard	2	4	2	-	Pitch is played to capacity at peak time.
253	Redland Lane	BA13 3QA	Westbury	Yes	Sport Club	Secure	Youth	(11v11)	1	Standard	2.5	2	0.5	-	Pitch is overplayed by 0.5 match equivalent sessions per week.
253	Redland Lane	BA13 3QA	Westbury	Yes	Sport Club	Secure	Youth	(9v9)	1	Standard	1	2	1	0.5	Actual spare capacity at peak time.
254	Redlynch Recreation Ground	SP5 2LN	Southern Wiltshire	Yes	Community Organisation	Secure	Adult		2	Poor	2.5	2	0.5	-	Pitches are overplayed by 0.5 match equivalent sessions per week.
255	Royal Wootton Bassett Academy	SN4 7HG	Royal Wootton Bassett & Cricklade	No	Education	<b>Unsecure</b>	Adult		1	Poor	1	1	0	1	Pitch is played to capacity.
257	Rushall C of E Primary School	SN9 6EN	Pewsey	No	Education	<b>Unsecure</b>	Mini	(5v5)	1	Poor	1	2	1	1	Pitch is unavailable for community use.
260	Salisbury FC	SP4 6PU	Southern Wiltshire	Yes	Sport Club	Secure	Adult		1	Standard	1.5	2	0.5	-	Pitch is played to capacity at peak time.
261	Salisbury Road Recreation Ground	SN8 4AE	Marlborough	Yes	Council	Secure	Youth	(9v9)	1	Poor	3.5	1	2.5	-	Pitch is overplayed by 2.5 match equivalent sessions per week.
263	Sandroyd School	SP5 5QD	South West Wiltshire	No	Education	<b>Unsecure</b>	Youth	(11v11)	2	Good	2	8	6	2	Pitches are unavailable for community use.
264	Sands Lane Rowde	SN10 2QW	Devizes	Yes	Council	Secure	Adult		1	Poor	0.5	1	0.5	0.5	Actual spare is discounted due to poor pitch quality
265	Sarum Academy	SP2 9HS	Salisbury	Yes	Education	<b>Unsecure</b>	Adult		1	Standard	0.5	2	1.5	1	Actual spare is discounted due to unsecure tenure.
265	Sarum Academy	SP2 9HS	Salisbury	Yes	Education	<b>Unsecure</b>	Youth	(9v9)	1	Standard	1	2	1	-	Pitch is played to capacity at peak time.
266	Sarum St Pauls CE Primary School	SP2 7DG	Salisbury	No	Education	<b>Unsecure</b>	Mini	(7v7)	1	Poor	1	2	1	1	Pitch is unavailable for community use.



**WILTSHIRE COUNCIL  
PLAYING PITCH ASSESSMENT REPORT**

Site ID	Site name	Post code	Analysis area	Com use	Management	Security of tenure	Pitch type	Pitch size	No. of pitches	Agreed quality rating	Current play <sup>6</sup>	Carrying capacity <sup>7</sup>	Capacity balance	Spare capacity in peak period	Comments
267	School Lane Playing Field	BA14 8UU	Bradford-on-Avon	Yes	Council	Secure	Mini	(5v5)	1	Poor	1	2	1	-	Pitch is played to capacity at peak time.
267	School Lane Playing Field	BA14 8UU	Bradford-on-Avon	Yes	Council	Secure	Mini	(7v7)	1	Poor	0.5	2	1.5	1	Actual spare is discounted due to poor pitch quality
267	School Lane Playing Field	BA14 8UU	Bradford-on-Avon	Yes	Council	Secure	Youth	(11v11)	1	Poor	2	1	1	-	Pitch is overplayed by one match equivalent session per week.
267	School Lane Playing Field	BA14 8UU	Bradford-on-Avon	Yes	Council	Secure	Youth	(9v9)	1	Poor	1	1	0	1	Pitch is played to capacity.
268	Seagry C of E Primary School	SN15 5EX	Chippenham & Villages	No	Education	<b>Unsecure</b>	Mini	(7v7)	1	Poor	1	2	1	1	Pitch is unavailable for community use.
270	Seend Church of England Primary School	SN12 6NJ	Devizes	No	Education	<b>Unsecure</b>	Mini	(5v5)	2	Poor	1	2	1	1	Pitch is unavailable for community use.
271	Seend Lye Field	SN12 6NS	Devizes	Yes	Community Organisation	Secure	Adult		1	Poor	1	1	0	0.5	Pitch is played to capacity.
272	Seymour Playing Fields	BA14 8LX	Trowbridge	Yes	Commercial Management	Secure	Adult		1	Poor	0	1	1	1	Actual spare is discounted due to poor pitch quality
274	Shalbourne Recreation Ground	SN8 3PZ	Pewsey	Yes	Sport Club	Secure	Adult		1	Poor	0	1	1	1	Actual spare is discounted due to poor pitch quality
275	Shaw Village Hall	SN12 8EP	Melksham	Yes	Community Organisation	Secure	Adult		1	Poor	1	1	0	1	Pitch is played to capacity.
276	Sheldon School	SN14 6HJ	Chippenham & Villages	Yes	Education	<b>Unsecure</b>	Youth	(11v11)	4	Poor	4	4	0	-	Pitches are played to capacity.
277	Shrewton Recreation Ground	SP3 4JU	Stonehenge	Yes	Trust	Secure	Adult		1	Poor	0.5	1	0.5	0.5	Actual spare is discounted due to poor pitch quality
278	Silverwood School	SN10 2QQ	Devizes	No	Education	<b>Unsecure</b>	Youth	(9v9)	1	Poor	1	1	0	1	Pitch is played to capacity.
280	Somme Road - Aspire Defence Ground	SP11 9LS	Tidworth	Yes	MOD	<b>Unsecure</b>	Adult		1	Standard	1	2	1	1	Actual spare is discounted due to unsecure tenure.
281	South Newton Rec	SP2 0QD	Stonehenge	Yes	Council	Secure	Adult		1	Poor	2.5	1	1.5	0.5	Pitch is overplayed by 1.5 match equivalent sessions per week.
281	South Newton Rec	SP2 0QD	Stonehenge	Yes	Council	Secure	Youth	(9v9)	1	Poor	2	1	1	-	Pitch is overplayed by one match equivalent session per week.
283	Southbroom St James Academy	SN10 3AH	Devizes	Yes	Education	<b>Unsecure</b>	Adult		1	Poor	0	1	1	1	Actual spare is discounted due to unsecure tenure.
283	Southbroom St James Academy	SN10 3AH	Devizes	Yes	Education	<b>Unsecure</b>	Youth	(11v11)	1	Poor	0.5	1	0.5	0.5	Actual spare is discounted due to unsecure tenure.
284	Southwick Playing Field	BA14 9QN	Trowbridge	Yes	Community Organisation	Secure	Adult		1	Poor	1	1	0	1	Pitch is played to capacity.
287	Springfields Academy	SN11 0DS	Calne	No	Education	<b>Unsecure</b>	Youth	(9v9)	1	Poor	1	1	0	1	Pitch is played to capacity.
289	St Andrews C of E Primary School	SP1 1QX	Southern Wiltshire	No	Education	<b>Unsecure</b>	Youth	(11v11)	2	Poor	2	2	0	2	Pitch is played to capacity.
291	St Barnabas C of E Primary School	SN10 4NT	Devizes	No	Education	<b>Unsecure</b>	Mini	(5v5)	1	Poor	1	2	1	1	Pitch is unavailable for community use.
294	St Francis School	SN9 5NT	Pewsey	No	Education	<b>Unsecure</b>	Mini	(7v7)	2	Poor	2	4	2	2	Pitches are unavailable for community use.
295	St Johns C of E Primary School	BA12 9JY	Warminster	No	Education	<b>Unsecure</b>	Mini	(7v7)	1	Poor	1	2	1	1	Pitch is unavailable for community use.

**WILTSHIRE COUNCIL  
PLAYING PITCH ASSESSMENT REPORT**

Site ID	Site name	Post code	Analysis area	Com use	Management	Security of tenure	Pitch type	Pitch size	No. of pitches	Agreed quality rating	Current play <sup>6</sup>	Carrying capacity <sup>7</sup>	Capacity balance	Spare capacity in peak period	Comments
296	St Johns Catholic Primary School	BA14 9EA	Trowbridge	No	Education	<b>Unsecure</b>	Mini	(5v5)	2	Poor	2	4	2	2	Pitches are unavailable for community use.
297	St John's Marlborough	SN8 4AX	Marlborough	No	Education	<b>Unsecure</b>	Adult		2	Standard	2	4	2	2	Pitches are unavailable for community use.
299	St Laurence School	BA15 1DZ	Bradford-on-Avon	Yes	Education	<b>Unsecure</b>	Adult		1	Poor	0	1	1	1	Actual spare is discounted due to unsecure tenure.
299	St Laurence School	BA15 1DZ	Bradford-on-Avon	Yes	Education	<b>Unsecure</b>	Youth	(11v11)	2	Poor	3.5	2	1.5	-	Pitch is overplayed by 1.5 match equivalent sessions per week.
300	St Martins C of E VA Primary School	SP1 2RG	Salisbury	No	Education	<b>Unsecure</b>	Mini	(5v5)	1	Poor	1	2	1	1	Pitch is unavailable for community use.
302	St Marys RC Primary School	SN15 2AH	Chippenham & Villages	No	Education	<b>Unsecure</b>	Mini	(7v7)	1	Poor	1	2	1	1	Pitch is unavailable for community use.
303	St Marys Recreation Field	BA14 6EN	Melksham	Yes	Council	Secure	Adult		1	Standard	0.5	2	1.5	0.5	Actual spare capacity at peak time.
307	St Sampsons CE Primary School	SN6 6AX	Royal Wootton Bassett & Cricklade	No	Education	<b>Unsecure</b>	Mini	(7v7)	1	Poor	1	2	1	1	Pitch is unavailable for community use.
308	St. Mary's C of E Primary School	SN5 4AR	Royal Wootton Bassett & Cricklade	No	Education	<b>Unsecure</b>	Mini	(5v5)	1	Poor	1	2	1	1	Pitch is unavailable for community use.
310	Stanley Park Sports Ground	SN15 3RR	Chippenham & Villages	Yes	Council	Secure	Adult		3	Good	5.5	9	3.5	1.5	Actual spare capacity at peak time.
310	Stanley Park Sports Ground	SN15 3RR	Chippenham & Villages	Yes	Council	Secure	Mini	(5v5)	3	Good	4	18	14	-	Pitches are played to capacity at peak time.
310	Stanley Park Sports Ground	SN15 3RR	Chippenham & Villages	Yes	Council	Secure	Mini	(7v7)	1	Good	5	6	1	-	Pitch is played to capacity at peak time.
310	Stanley Park Sports Ground	SN15 3RR	Chippenham & Villages	Yes	Council	Secure	Youth	(11v11)	3	Good	7	12	5	-	Pitches are played to capacity at peak time.
310	Stanley Park Sports Ground	SN15 3RR	Chippenham & Villages	Yes	Council	Secure	Youth	(9v9)	1	Good	5.5	4	1.5	-	Pitch is overplayed by 1.5 match equivalent sessions per week.
314	Studley Green Community Centre	BA14 9HA	Trowbridge	Yes	Council	Secure	Adult		1	Poor	4	1	3	1	Pitch is overplayed by three match equivalent sessions per week.
314	Studley Green Community Centre	BA14 9HA	Trowbridge	Yes	Council	Secure	Youth	(11v11)	1	Poor	7.5	1	6.5	-	Pitch is overplayed by 6.5 match equivalent sessions per week.
316	Sutton Benger C of E Aided Primary School	SN15 4RP	Chippenham & Villages	No	Education	<b>Unsecure</b>	Mini	(5v5)	1	Poor	1	2	1	1	Pitch is unavailable for community use.
317	Sutton Benger Recreation Ground	SN15 4RU	Chippenham & Villages	Yes	Community Organisation	Secure	Adult		1	Poor	0.5	1	0.5	0.5	Actual spare is discounted due to poor pitch quality
318	Swinton Barracks	SP11 9LQ	Tidworth	No	MOD	<b>Unsecure</b>	Adult		1	Standard	1	2	1	1	Pitch is unavailable for community use.
320	Tedworth Park Polo Club (Tidworth Site)	SP9 7AH	Tidworth	No	MOD	<b>Unsecure</b>	Adult		1	Standard	1	2	1	1	Pitch is unavailable for community use.
323	The Clarendon Academy	BA14 0DJ	Trowbridge	No	Education	<b>Unsecure</b>	Youth	(11v11)	2	Standard	2	4	2	2	Pitches are unavailable for community use.
325	The Corsham School	SN13 9DF	Corsham	No	Education	<b>Unsecure</b>	Adult		2	Poor	2	2	0	2	Pitches are played to capacity.

**WILTSHIRE COUNCIL  
PLAYING PITCH ASSESSMENT REPORT**

Site ID	Site name	Post code	Analysis area	Com use	Management	Security of tenure	Pitch type	Pitch size	No. of pitches	Agreed quality rating	Current play <sup>6</sup>	Carrying capacity <sup>7</sup>	Capacity balance	Spare capacity in peak period	Comments
328	The Elisha Field	SN10 4NT	Devizes	Yes	Council	Secure	Mini	(5v5)	2	Poor	1	2	1	0.5	Actual spare is discounted due to poor pitch quality
328	The Elisha Field	SN10 4NT	Devizes	Yes	Council	Secure	Mini	(7v7)	2	Poor	1.5	4	2.5	1.5	Actual spare is discounted due to poor pitch quality
328	The Elisha Field	SN10 4NT	Devizes	Yes	Council	Secure	Youth	(11v11)	1	Poor	1.5	1	0.5	-	Pitch is overplayed by 0.5 match equivalent sessions per week.
333	The Knockdown Road Sports Field	SN16 0NJ	Malmesbury	Yes	Council	Secure	Adult		1	Standard	1	2	1	-	Pitch is played to capacity at peak time.
333	The Knockdown Road Sports Field	SN16 0NJ	Malmesbury	Yes	Council	Secure	Mini	(7v7)	1	Standard	0	4	4	1	Actual spare capacity at peak time.
337	The Trafalgar School at Downton	SP5 3HN	Southern Wiltshire	No	Education	<b>Unsecure</b>	Adult		2	Poor	2	2	0	2	Pitches are played to capacity.
337	The Trafalgar School at Downton	SP5 3HN	Southern Wiltshire	No	Education	<b>Unsecure</b>	Mini	(7v7)	2	Poor	2	4	2	2	Pitches are unavailable for community use.
340	The Wellington Academy	SP11 9RR	Tidworth	No	Education	<b>Unsecure</b>	Adult		1	Standard	1	2	1	1	Pitch is unavailable for community use.
342	Tidworth Oval	SP9 7SB	Tidworth	Yes	MOD	<b>Unsecure</b>	Adult		1	Standard	0	2	2	1	Actual spare is discounted due to unsecure tenure.
343	Tidworth Town Football Club Homeground	SP9 7AN	Tidworth	Yes	Sport Club	Secure	Adult		1	Standard	2	2	0	1	Pitch is played to capacity.
343	Tidworth Town Football Club Homeground	SP9 7AN	Tidworth	Yes	Sport Club	Secure	Adult		1	Poor	1.5	1	0.5	1	Pitch is overplayed by 0.5 match equivalent sessions per week.
343	Tidworth Town Football Club Homeground	SP9 7AN	Tidworth	Yes	Sport Club	Secure	Mini	(5v5)	1	Poor	1	2	1	1	Actual spare is discounted due to poor pitch quality
343	Tidworth Town Football Club Homeground	SP9 7AN	Tidworth	Yes	Sport Club	Secure	Mini	(7v7)	1	Poor	1.5	2	0.5	0.5	Actual spare is discounted due to poor pitch quality
343	Tidworth Town Football Club Homeground	SP9 7AN	Tidworth	Yes	Sport Club	Secure	Youth	(9v9)	1	Poor	1.5	1	0.5	1	Pitch is overplayed by 0.5 match equivalent sessions per week.
344	Tisbury Lower Recreation Ground	SP3 6JR	South West Wiltshire	Yes	Sport Club	Secure	Adult		1	Standard	1	2	1	-	Pitch is played to capacity at peak time.
349	Victoria Park (Salisbury)	SP1 3RP	Salisbury	Yes	Council	Secure	Adult		1	Poor	3	1	2	-	Pitch is overplayed by two match equivalent sessions per week.
350	Victory Field Recreation Ground	BA15 1LE	Bradford-on-Avon	Yes	Community Organisation	Secure	Mini	(5v5)	1	Poor	1	2	1	0.5	Actual spare is discounted due to poor pitch quality
350	Victory Field Recreation Ground	BA15 1LE	Bradford-on-Avon	Yes	Community Organisation	Secure	Mini	(7v7)	1	Poor	1	2	1	-	Pitch is played to capacity at peak time.
350	Victory Field Recreation Ground	BA15 1LE	Bradford-on-Avon	Yes	Community Organisation	Secure	Youth	(9v9)	1	Poor	2.5	1	1.5	0.5	Pitch is overplayed by 1.5 match equivalent sessions per week.
351	Walwayne Court School	BA14 9DU	Trowbridge	No	Education	<b>Unsecure</b>	Mini	(5v5)	1	Poor	1	2	1	1	Pitch is unavailable for community use.
354	Warminster Highbury Youth Football Club	BA12 9DG	Warminster	Yes	Sport Club	Secure	Adult		1	Standard	1	2	1	1	Actual spare capacity at peak time.
356	Kingdown School Playing Field	BA12 9EZ	Warminster	Yes	Education	<b>Unsecure</b>	Adult		2	Standard	0.5	4	3.5	2	Actual spare is discounted due to unsecure tenure.

**WILTSHIRE COUNCIL  
PLAYING PITCH ASSESSMENT REPORT**

Site ID	Site name	Post code	Analysis area	Com use	Management	Security of tenure	Pitch type	Pitch size	No. of pitches	Agreed quality rating	Current play <sup>6</sup>	Carrying capacity <sup>7</sup>	Capacity balance	Spare capacity in peak period	Comments
359	Warminster School	BA12 8PJ	Warminster	No	Education	<b>Unsecure</b>	Adult		2	Good	2	6	4	2	Pitches are unavailable for community use.
359	Warminster School	BA12 8PJ	Warminster	No	Education	<b>Unsecure</b>	Youth	(11v11)	1	Good	1	4	3	1	Pitch is unavailable for community use.
360	Warminster Town Football Club	BA12 9NS	Warminster	Yes	Sport Club	Secure	Adult		1	Poor	2	1	1	-	Pitch is overplayed by one match equivalent session per week.
361	West Ashton C of E Primary School	BA14 6AZ	Trowbridge	No	Education	<b>Unsecure</b>	Mini	(5v5)	1	Poor	1	2	1	1	Pitch is unavailable for community use.
362	West Lavington Playing Field	SN10 4HR	Devizes	Yes	Council	Secure	Adult		1	Poor	1.5	1	0.5	1	Pitch is overplayed by 0.5 match equivalent sessions per week.
363	Westbury C of E Junior School	BA13 3LY	Westbury	No	Education	<b>Unsecure</b>	Youth	(9v9)	1	Poor	1	1	0	1	Pitch is played to capacity.
365	Westbury United Football Club	BA13 3AF	Westbury	Yes	Sport Club	Secure	Adult		1	Standard	1	2	1	-	Pitch is played to capacity at peak time.
368	Westwood Playing Field	BA15 2DL	Bradford-on-Avon	Yes	Council	Secure	Adult		1	Poor	0	1	1	1	Actual spare is discounted due to poor pitch quality
370	White Lion Park	SN16 0QP	Malmesbury	Yes	Council	Secure	Mini	(7v7)	2	Poor	0	4	4	2	Actual spare is discounted due to poor pitch quality
371	Whiteparish Memorial Ground	SP5 2SU	Southern Wiltshire	Yes	Community Organisation	Secure	Adult		1	Poor	0	1	1	1	Actual spare is discounted due to poor pitch quality
374	Wiltshire College Lackham	SN15 2NY	Corsham	No	Education	<b>Unsecure</b>	Adult		1	Standard	1	2	1	1	Pitch is unavailable for community use.
378	Winterbourne Earls CE Primary School	SP4 6HA	Southern Wiltshire	No	Education	<b>Unsecure</b>	Mini	(7v7)	1	Poor	1	2	1	1	Pitch is unavailable for community use.
380	Wylde Valley Church of England Voluntary Aided Primary School	BA12 0PN	Warminster	No	Education	<b>Unsecure</b>	Mini	(7v7)	1	Poor	1	2	1	1	Pitch is unavailable for community use.
381	Yatton Keynell Jubilee Playing Field	SN14 7BD	Chippenham & Villages	Yes	Sport Club	Secure	Youth	(11v11)	1	Poor	0	1	1	1	Actual spare is discounted due to poor pitch quality
383	Zouch Academy	SP9 7JF	Tidworth	No	Education	<b>Unsecure</b>	Mini	(7v7)	1	Poor	1	2	1	1	Pitch is unavailable for community use.
398	Land Warfare Centre (Site 2)	BA12 9DT	Warminster	No	MOD	<b>Unsecure</b>	Adult		5	Standard	5	10	5	5	Pitches are unavailable for community use.
399	Larkhill Sports Ground	SP4 8LX	Stonehenge	Yes	MOD	<b>Unsecure</b>	Adult		2	Standard	1.5	4	2.5	2	Actual spare is discounted due to unsecure tenure.
400	Hudson's Field	SP1 3SB	Salisbury	Yes	Council	Secure	Adult		3	Poor	1.5	3	1.5	1.5	Actual spare is discounted due to poor pitch quality
401	Buckley Barracks	SN14 6BN	Chippenham & Villages	No	MOD	<b>Unsecure</b>	Adult		1	Standard	1	2	1	1	Pitch is unavailable for community use.

# WILTSHIRE COUNCIL PLAYING PITCH ASSESSMENT REPORT

## **Actual spare capacity**

Actual spare capacity totals 36.5 match equivalent sessions per week across 57 pitches. This has been aggregated up by area and by pitch type below.

Table 2.16: Summary of actual spare capacity on grass football pitches

Analysis area	Actual spare capacity (match equivalent sessions per week)					Total
	Adult	Youth 11v11	Youth 9v9	Mini 7v7	Mini 5v5	
Stonehenge	-	-	-	-	-	<b>0</b>
Bradford-on-Avon	0.5	-	-	-	-	<b>0.5</b>
Calne	2.5	-	-	1.5	0.5	<b>4.5</b>
Chippenham & Villages	1.5	-	-	-	1	<b>2.5</b>
Corsham	4	-	0.5	1	1	<b>6.5</b>
Devizes	-	-	-	-	-	<b>0</b>
Malmesbury	-	-	1.5	2	2	<b>5.5</b>
Marlborough	-	1	-	-	-	<b>1</b>
Melksham	0.5	0.5	0.5	-	1.5	<b>3</b>
Pewsey	1	0.5	-	-	-	<b>1.5</b>
Royal Wootton Bassett & Cricklade	-	1	-	-	-	<b>1</b>
Salisbury	1	-	-	-	-	<b>1</b>
South West Wiltshire	-	-	1	-	-	<b>1</b>
Southern Wiltshire	-	-	3	1	1.5	<b>5.5</b>
Tidworth	-	-	-	-	-	<b>0</b>
Trowbridge	0.5	-	-	-	-	<b>0.5</b>
Warminster	1	-	-	-	-	<b>1</b>
Westbury	0.5	-	1	-	-	<b>1.5</b>
<b>Wiltshire</b>	<b>13</b>	<b>3</b>	<b>7.5</b>	<b>5.5</b>	<b>7.5</b>	<b>36.5</b>

Most actual spare capacity is identified on adult pitches (13 match equivalent sessions), although there is spare capacity identified across all pitch types. The least is identified on youth 11v11 pitches (three match equivalent sessions), with this aligning it to being the most prominent format of play.

On an analysis area basis, most actual spare capacity is in the Corsham Analysis Area (6.5 match equivalent sessions), followed by the Malmesbury and Southern Wiltshire analysis areas (both 5.5 match equivalent sessions). No actual spare capacity is found in the Stonehenge, Devizes and Tidworth analysis areas.

## **Overplay**

Overplay occurs when there is more play accommodated on a site than it can sustain (which can often be due to the low carrying capacity caused by poor quality). In Wiltshire, 59 pitches across 45 sites are overplayed by a combined total of 69 match equivalent sessions per week.

# WILTSHIRE COUNCIL PLAYING PITCH ASSESSMENT REPORT

Table 2.17: Summary of overplay of grass football pitches

Site ID	Site name	Analysis area	Pitch type	No. of pitches	Capacity rating (match equivalent sessions per week)
3	Alderbury Football Club	Southern Wiltshire	Adult	1	1
15	Archers Gate Centenary Pavilion	Stonehenge	Adult	1	0.5
15	Archers Gate Centenary Pavilion	Stonehenge	Youth (9v9)	1	1.5
24	Barrys Field	Southern Wiltshire	Youth (11v11)	2	0.5
31	Beversbrook Sports Facility	Calne	Youth (11v11)	2	4
42	Bowood Sports Ground	Calne	Youth (11v11)	1	0.5
46	Bradon Forest School	Royal Wootton Bassett & Cricklade	Youth (9v9)	1	0.5
49	Brian White Head Sports & Social Club	Southern Wiltshire	Adult	1	3.5
61	Castle Combe Sports Field	Chippenham & Villages	Youth (11v11)	1	1
89	Corsham Town Football Club	Corsham	Adult	1	0.5
100	Daykin Estates Ground	Trowbridge	Youth (11v11)	1	1.5
100	Daykin Estates Ground	Trowbridge	Youth (9v9)	1	0.5
114	Durrington Recreation Ground	Stonehenge	Adult	1	0.5
116	Elcot Lane Playing Field	Marlborough	Youth (9v9)	1	0.5
127	Forest Community Centre	Melksham	Adult	1	0.5
130	Gerard Buxton Sports Ground	Royal Wootton Bassett & Cricklade	Youth (11v11)	1	2
130	Gerard Buxton Sports Ground	Royal Wootton Bassett & Cricklade	Youth (9v9)	1	0.5
136	Green Lane Playing Fields	Devizes	Youth (11v11)	1	1
136	Green Lane Playing Fields	Devizes	Youth (9v9)	1	1
150	High Road Playing Fields	Malmesbury	Youth (11v11)	1	1.5
150	High Road Playing Fields	Malmesbury	Youth (9v9)	1	1
181	Laverstock & Ford Sports Club	Southern Wiltshire	Adult	1	1.5
184	Leafy Lane Playing Fields	Corsham	Youth (9v9)	1	0.5

# WILTSHIRE COUNCIL PLAYING PITCH ASSESSMENT REPORT

Site ID	Site name	Analysis area	Pitch type	No. of pitches	Capacity rating (match equivalent sessions per week)
191	Ludgershall Sports & Social Club Football Ground	Tidworth	Adult	1	1
195	Malmesbury Victoria Football Club	Malmesbury	Adult	1	0.5
201	Marlborough Town Football Club	Marlborough	Adult	1	0.5
206	Mere Peace Memorial Sports & Recreation Ground	South West Wiltshire	Adult	1	1
208	Middle Street Meadow	Salisbury	Youth (11v11)	1	3.5
218	Netherhampton Road	South West Wiltshire	Adult	2	2
225	Nunton Recreation Ground	Southern Wiltshire	Adult	1	1.5
228	Nursteed Road	Devizes	Adult	1	1
236	Pewsey Old Hospital Pitches	Pewsey	Youth (9v9)	1	0.5
244	Princecroft Primary School	Warminster	Youth (9v9)	1	1
248	Queen Elizabeth II Diamond Jubilee Field (Melksham)	Melksham	Adult	1	1
248	Queen Elizabeth II Diamond Jubilee Field (Melksham)	Melksham	Youth (9v9)	2	1
251	Ramsbury Recreation Centre	Marlborough	Youth (9v9)	1	2.5
253	Redland Lane	Westbury	Youth (11v11)	1	0.5
254	Redlynch Recreation Ground	Southern Wiltshire	Adult	2	0.5
261	Salisbury Road Recreation Ground	Marlborough	Youth (9v9)	1	2.5
267	School Lane Playing Field	Bradford-on-Avon	Youth (11v11)	1	1
281	South Newton Rec	Stonehenge	Adult	1	1.5
281	South Newton Rec	Stonehenge	Youth (9v9)	1	1
299	St Laurence School	Bradford-on-Avon	Youth (11v11)	2	1.5
310	Stanley Park Sports Ground	Chippenham & Villages	Youth (9v9)	1	1.5
314	Studley Green Community Centre	Trowbridge	Adult	1	3
314	Studley Green Community Centre	Trowbridge	Youth (11v11)	1	6.5
328	The Elisha Field	Devizes	Youth (11v11)	1	0.5

# WILTSHIRE COUNCIL PLAYING PITCH ASSESSMENT REPORT

Site ID	Site name	Analysis area	Pitch type	No. of pitches	Capacity rating (match equivalent sessions per week)
343	Tidworth Town Football Club Homeground	Tidworth	Adult	1	0.5
343	Tidworth Town Football Club Homeground	Tidworth	Youth (9v9)	1	0.5
349	Victoria Park (Salisbury)	Salisbury	Adult	1	2
350	Victory Field Recreation Ground	Bradford-on-Avon	Youth (9v9)	1	1.5
360	Warminster Town Football Club	Warminster	Adult	1	1
362	West Lavington Playing Field	Devizes	Adult	1	0.5
-	-	-	<b>Total</b>	<b>59</b>	<b>69</b>

The most overplay is situated in the Trowbridge Analysis Area (11.5 match equivalent sessions) and on youth 11v11 and adult pitches (both with 25.5 match equivalent sessions per week). Conversely, there is currently no overplay on mini 7v7 or mini 5v5 pitches.

Most overplay is generated from high levels of demand across all pitch qualities. However, it should be noted that most overplayed pitches are only marginally overplayed, although Studley Green Community Centre provides an exception to this. It has overplay of 6.5 match equivalent sessions per week, in part due to the site having a number of overmarked pitches on its youth 11v11 pitch.

## 2.5: Supply and demand analysis

Having considered supply and demand, the tables below identify current demand (i.e. spare capacity taking away overplay and any latent/unmet/exported demand) in each of the analysis areas for the different pitch types, based on match equivalent sessions. Future demand is based on team generation rates which are driven by population increases.

### Adult pitches

At present, across adult pitches in Wiltshire, 18 pitches at 12 sites have actual spare capacity equalling 12 match equivalent sessions per week, whilst overplay of 25.5 match equivalent sessions per week is identified on 24 adult pitches across 22 sites.

Table 2.18: Supply and demand position for adult pitches in match equivalent sessions

Analysis area	Actual spare capacity	Overplay	Current total	Future demand	Future total
Stonehenge	-	2.5	2.5	-	2.5
Bradford-on-Avon	0.5	-	0.5	-	0.5
Calne	2.5	-	2.5	-	2.5
Chippenham & Villages	1.5	-	1.5	-	1.5
Corsham	4	0.5	3.5	-	3.5
Devizes	-	1.5	1.5	0.5	2
Malmesbury	-	0.5	0.5	-	0.5
Marlborough	-	0.5	0.5	-	0.5
Melksham	0.5	1.5	1	0.5	1.5



# WILTSHIRE COUNCIL PLAYING PITCH ASSESSMENT REPORT

Analysis area	Actual spare capacity	Overplay	Current total	Future demand	Future total
Pewsey	1	-	1	-	1
Royal Wootton Bassett & Cricklade	-	-	0	0.5	0.5
Salisbury	1	2	1	-	1
South West Wiltshire	-	3	3	-	3
Southern Wiltshire	-	8	8	0.5	8.5
Tidworth	-	1.5	1.5	-	1.5
Trowbridge	0.5	3	2.5	-	2.5
Warminster	1	1	0	-	0
Westbury	0.5	-	0.5	-	0.5
<b>Wiltshire</b>	<b>13</b>	<b>25.5</b>	<b>12.5</b>	<b>2</b>	<b>14.5</b>

Overall, there is a current shortfall of 12.5 match equivalent sessions per week on adult pitches. Furthermore, a deficit is found in 10 of the 18 analysis areas.

When accounting for future demand through population growth, four additional teams are expected to be generated, with this increasing the overall shortfall to 14.5 match equivalent sessions per week. This also results in a shortfall being created in Salisbury Analysis Area.

## **Youth 11v11 pitches**

At present, across youth 11v11 pitches in Wiltshire, seven pitches at four sites have actual spare capacity equating to three match equivalent sessions per week. However, overplay outweighs spare capacity and totals 25.5 match equivalent sessions per week on 17 pitches across 14 sites.

Table 2.19: Supply and demand for youth 11v11 pitches in match equivalent sessions

Analysis area	Actual spare capacity	Overplay	Current total	Future demand	Future total
Stonehenge	-	-	0	-	0
Bradford-on-Avon	-	2.5	2.5	-	2.5
Calne	-	4.5	4.5	0.5	5
Chippenham & Villages	-	1	1	0.5	1.5
Corsham	-	-	0	-	0
Devizes	-	1.5	1.5	-	1.5
Malmesbury	-	1.5	1.5	-	1.5
Marlborough	1	-	1	-	1
Melksham	0.5	-	0.5	-	0.5
Pewsey	0.5	-	0.5	-	0.5
Royal Wootton Bassett & Cricklade	1	2	1	0.5	1.5
Salisbury	-	3.5	3.5	-	3.5
South West Wiltshire	-	-	0	-	0
Southern Wiltshire	-	0.5	0.5	-	0.5
Tidworth	-	-	0	-	0
Trowbridge	-	8	8	-	8
Warminster	-	-	0	-	0
Westbury	-	0.5	0.5	-	0.5
<b>Wiltshire</b>	<b>3</b>	<b>25.5</b>	<b>22.5</b>	<b>1.5</b>	<b>24</b>

## WILTSHIRE COUNCIL PLAYING PITCH ASSESSMENT REPORT

For youth 11v11 pitches, there is an overall shortfall of 22.5 match equivalent sessions per week to accommodate current demand. A shortfall is identified in 10 of the 18 analysis areas, whilst only three have overall spare capacity.

When accounting for future demand through population growth, three additional teams are expected to be generated, leading to a future shortfall of 24 match equivalent sessions per week. All future demand is in an analysis area with an existing shortfall.

### **Youth 9v9 pitches**

Across youth 9v9 pitches in Wiltshire, 12 pitches at 10 sites have actual spare capacity equalling 7.5 match equivalent sessions per week, whereas overplay of 18 match equivalent sessions per week is identified on 18 pitches across 17 sites.

*Table 2.20: Supply and demand position for youth 9v9 pitches in match equivalent sessions*

Analysis area	Actual spare capacity	Overplay	Current total	Future demand	Future total
Stonehenge	-	2.5	2.5	-	2.5
Bradford-on-Avon	-	1.5	1.5	-	1.5
Calne	-	-	0	-	0
Chippenham & Villages	-	1.5	1.5	-	1.5
Corsham	0.5	0.5	0	-	0
Devizes	-	1	1	-	1
Malmesbury	1.5	1	0.5	-	0.5
Marlborough	-	5.5	5.5	-	5.5
Melksham	0.5	1	0.5	0.5	1
Pewsey	-	0.5	0.5	-	0.5
Royal Wootton Bassett & Cricklade	-	1	1	0.5	1.5
Salisbury	-	-	0	-	0
South West Wiltshire	1	-	1	-	1
Southern Wiltshire	3	-	3	-	3
Tidworth	-	0.5	0.5	-	0.5
Trowbridge	-	0.5	0.5	-	0.5
Warminster	-	1	1	-	1
Westbury	1	-	1	-	1
<b>Wiltshire</b>	<b>7.5</b>	<b>18</b>	<b>10.5</b>	<b>1</b>	<b>11.5</b>

Overall, there is a shortfall of 10.5 youth 9v9 match equivalent sessions per week to accommodate current demand. This includes a shortfall within 11 of the analysis areas, with spare capacity only identified in four.

When accounting for future demand through population growth, two additional teams are expected to be generated, leading to a future shortfall of 11.5 match equivalent sessions per week. This exacerbates existing shortfalls in the Melksham and Royal Wootton Bassett & Cricklade analysis areas.

### **Mini 7v7 pitches**

Eight mini 7v7 pitches across five sites have actual spare capacity of 5.5 match equivalent sessions per week across Wiltshire, with no overplay identified.

## WILTSHIRE COUNCIL PLAYING PITCH ASSESSMENT REPORT

Table 2.21: Supply and demand position for mini 7v7 pitches in match equivalent sessions

Analysis area	Actual spare capacity	Overplay	Current total	Future demand	Future total
Stonehenge	-	-	0	-	0
Bradford-on-Avon	-	-	0	-	0
Calne	1.5	-	1.5	-	1.5
Chippenham & Villages	-	-	0	-	0
Corsham	1	-	1	-	1
Devizes	-	-	0	-	0
Malmesbury	2	-	2	-	2
Marlborough	-	-	0	-	0
Melksham	-	-	0	0.5	0.5
Pewsey	-	-	0	-	0
Royal Wootton Bassett & Cricklade	-	-	0	-	0
Salisbury	-	-	0	-	0
South West Wiltshire	-	-	0	-	0
Southern Wiltshire	1	-	1	-	1
Tidworth	-	-	0	-	0
Trowbridge	-	-	0	-	0
Warminster	-	-	0	-	0
Westbury	-	-	0	-	0
<b>Wiltshire</b>	<b>5.5</b>	<b>0</b>	<b>5.5</b>	<b>0.5</b>	<b>5</b>

With no overplay, there is currently sufficient capacity for mini 7v7 pitches, with 5.5 match equivalent sessions of overall spare capacity existing per week. No areas are experiencing a shortfall and four have spare capacity.

When accounting for future demand through population growth, one additional team is expected to be generated. This will see overall spare capacity reduce to five match equivalent sessions per week across mini 7v7 pitches, with a small shortfall created in the Melksham Analysis Area.

### Mini 5v5 pitches

On mini 5v5 pitches in Wiltshire, there is actual spare capacity of 7.5 match equivalent sessions per week identified on 12 pitches across seven sites. There is no overplay on mini 5v5 pitches.

Table 2.22: Supply and demand position for mini 5v5 pitches in match equivalent sessions

Analysis area	Actual spare capacity	Overplay	Current total
Stonehenge	-	-	0
Bradford-on-Avon	-	-	0
Calne	0.5	-	0.5
Chippenham & Villages	1	-	1
Corsham	1	-	1
Devizes	-	-	0
Malmesbury	2	-	2
Marlborough	-	-	0
Melksham	1.5	-	1.5

# WILTSHIRE COUNCIL PLAYING PITCH ASSESSMENT REPORT

Analysis area	Actual spare capacity	Overplay	Current total
Pewsey	-	-	0
Royal Wootton Bassett & Cricklade	-	-	0
Salisbury	-	-	0
South West Wiltshire	-	-	0
Southern Wiltshire	1.5	-	1.5
Tidworth	-	-	0
Trowbridge	-	-	0
Warminster	-	-	0
Westbury	-	-	0
<b>Wiltshire</b>	<b>7.5</b>	<b>0</b>	<b>7.5</b>

With no overplay, there is currently sufficient capacity for mini 5v5 pitches, with 7.5 match equivalent sessions of overall spare capacity existing per week. No areas are experiencing a shortfall and seven have spare capacity.

No future demand is forecast from population growth for mini 5v5 pitches. This means that the supply and demand balance is projected to remain the same.

## 2.6: Conclusion

In conclusion, at an authority wide level, there are current shortfalls across adult, youth 11v11 and youth 9v9 pitches, whilst capacity is sufficient across mini 7v7 and mini 5v5 provision. Future demand would see the shortfalls further exacerbated and spare capacity on mini 7v7 pitches marginally reduced.

Table 2.23: Supply and demand analysis for all football pitches in match equivalent sessions

Pitch type	Actual spare capacity	Overplay	Current total	Future demand	Future total
Adult	13	25.5	12.5	2	14.5
Youth 11v11	3	25.5	22.5	1.5	24
Youth 9v9	7.5	18	10.5	1	11.5
Mini 7v7	5.5	0	5.5	0.5	5
Mini 5v5	7.5	0	7.5	-	7.5

# WILTSHIRE COUNCIL

## PLAYING PITCH ASSESSMENT REPORT

---

---

### **Football – supply and demand summary**

- Actual spare capacity totals 36.5 match equivalent sessions per week across 57 pitches, whilst 59 pitches across 45 sites are overplayed by a combined total of 69 match equivalent sessions per week.
- There is a current shortfall of adult, youth 11v11 and youth 9v9 pitch capacity, with overall spare capacity identified on mini 7v7 and mini 5v5 pitches.
- When factoring in future demand, the overall shortfalls worsen, although the spare capacity on the mini pitches remains despite being reduced.

### **Football – supply summary**

- The audit identifies a total of 477 grass football pitches within Wiltshire across 215 sites, with 309 pitches across 126 sites identified as being available for community use.
- There are also a large number of disused football pitches across Wiltshire.
- Tenure of football sites in Wiltshire is generally secure, although not at most educational and MOD sites.
- Of the pitches that are available for community use, 48 are assessed as good quality, 126 as standard quality and 135 as poor quality.
- Of the 126 sites used for community football, 17 (13%) are serviced by good quality ancillary facilities, 47 (37%) by standard quality facilities and 50 (40%) by poor quality facilities.
- The remaining 12 sites (10%) are not serviced by onsite clubhouse/changing room provision and therefore have no rating provided.

### **Football – demand summary**

- There are 861 teams from across 131 affiliated clubs playing regular, competitive matches on football pitches within Wiltshire, with this consisting of 136 adult men's, 14 adult women's, 361 youth boys', 64 youth girls' and 286 mini teams.
- 14 clubs play within the men's national league system and have to adhere to ground grading, whilst three clubs play within the female national league pyramid.
- The only known imported demand into Wiltshire is from Swindon Town FC - the Club uses Beversbrook Sports Facility, which is its training ground.
- Salisbury Youth FC has a number of its teams competing in youth football leagues in Hampshire, with this representing exported demand.
- Clarendon Juniors FC reports that it currently operates a waiting list of players wishing to join the Club within already established teams (unmet demand).
- Future demand from population growth projects an increase of four men's, three youth 11v11, two youth 9v9 and one mini 7v7 teams.
- Of responding clubs, 16 report aspirations to increase the number of teams they provide.

### PART 3: THIRD GENERATION TURF (3G) ARTIFICIAL GRASS PITCHES (AGPS)

#### 3.1: Introduction

Competitive football can take place on 3G surfaces that have been FIFA or International Matchball Standard tested and approved by the FA for inclusion on the FA pitch register. As such, in addition to training demand, a growing number of 3G pitches are now used for competitive match play, providing that the performance standard meets FIFA quality requirements.

World Rugby produced the 'Performance Specification for artificial grass pitches for rugby union, more commonly known as 'Regulation 22', which provides the necessary technical detail to produce pitch systems that are appropriate for the sport. The artificial surface standards identified allows contact training and matches to be played on surfaces that meet the required standard, meaning full contact activity, including tackling, rucking, mauling and lineouts, can take place.

Competitive rugby league play and contact practice is permitted to take place on 3G pitches which are deemed by the Rugby Football League (RFL) to meet its Performance Standard. Pitches fall under two categories; community club pitches which require retesting every two years and elite stadia pitches which require an annual retest. Much of the criteria within the RFL performance standard test also forms part of the World Rugby test, meaning World Rugby certified 3G pitches are considered by the RFL to be able to meet rugby league requirements, subject to passing an additional RFL performance standard test.

Other sports that are suitable to be accommodated on 3G pitches for training and match play include American football and lacrosse. Many test contractors offer reduced rates through efficiency savings to carry out multiple performance tests in the same session, therefore providers seeking 3G pitch compliancy for a number of sports would be recommended to consider this opportunity.

EH's Artificial Grass Playing Surface Policy (June 2016) advises that 3G pitches should not be used for hockey matches or training and that they can only be used for lower level hockey (introductory level) as a last resort when no sand-based or water-based AGPs are available.

#### 3.2: Supply

The recommended dimensions for a full size (11v11) 3G artificial grass pitch for football are 100 x 64 metres. This extends to an area of 106 x 70 metres with the recommended minimum three metre run off area included. These dimensions allow for all age group match play to take place including adults, youth under 17/18 and younger age groups via overmarked pitches e.g., the marking out of two 9v9 pitches for under 11/12s. In addition, the recommended dimensions for a rugby union pitch, in line with World Rugby Law 1, to allow match play is 106 x 68 metres with a 5-metre run off around the full perimeter of the pitch.

If a new pitch is proposed to measure below the recommended dimensions, then justification must be provided for this in relation to the identified needs it will provide for and/or site constraints. In doing so, the impacts of a reduced pitch size in meeting current and future needs must be considered e.g., a pitch not providing the recommended dimensions for adult match play and/or only being able to accommodate one rather than two overmarked 9v9 pitches. This justification needs to be included in the planning application details submitted to the relevant Local Planning Authority for the new pitch.

## WILTSHIRE COUNCIL PLAYING PITCH ASSESSMENT REPORT

Unless otherwise stated and justified for an individual pitch, proposals in this PPS for any new 11v11 3G pitches are based on providing them to the recommended dimensions. Whilst not large enough to accommodate adult match play, smaller sized provision can be used to accommodate youth and mini matches, in addition to training demand, providing that they are FA approved, of an adequate size and with appropriate run-off areas. The FA's recommended pitch size for youth football varies from 91 x 55 metres to 73 x 46 metres depending on age, whilst it is 55 x 37 metres for mini 7v7 play and 37 x 27 metres for mini 5v5 play.

The table below summarises all 3G pitch provision in Wiltshire by size and analysis area, including those that are not available for community use. In total, there are 13 11v11 and 10 smaller sized 3G pitches identified, although four 11v11 and six smaller sized pitches are unavailable.

The majority of the 3G pitches, except for one 11v11 and five smaller sized pitches, are accompanied by sports lighting. The pitches that do not have sports lighting are not available for community use. All unavailable pitches are located at either education or MOD sites.

*Table 3.1: Number of small size and 11v11 3G pitches by analysis area*

Analysis area	11v11 available for community use	11v11 unavailable for community use	Small size available for community use	Small size unavailable for community use
Stonehenge	1	2	-	1
Bradford-on-Avon	-	-	-	-
Calne	1	-	2	-
Chippenham & Villages	2	-	-	-
Corsham	-	-	1	-
Devizes	1	-	-	-
Malmesbury	-	-	-	1
Marlborough	-	-	-	-
Melksham	-	-	-	-
Pewsey	-	-	-	-
Royal Wootton Bassett & Cricklade	1	1	-	-
Salisbury	1	-	-	-
South West Wiltshire	-	-	-	-
Southern Wiltshire	-	-	-	-
Tidworth	2	1	-	2
Trowbridge	-	-	-	-
Warminster	-	-	-	1
Westbury	-	-	-	1
<b>Total</b>	<b>9</b>	<b>4</b>	<b>3</b>	<b>6</b>

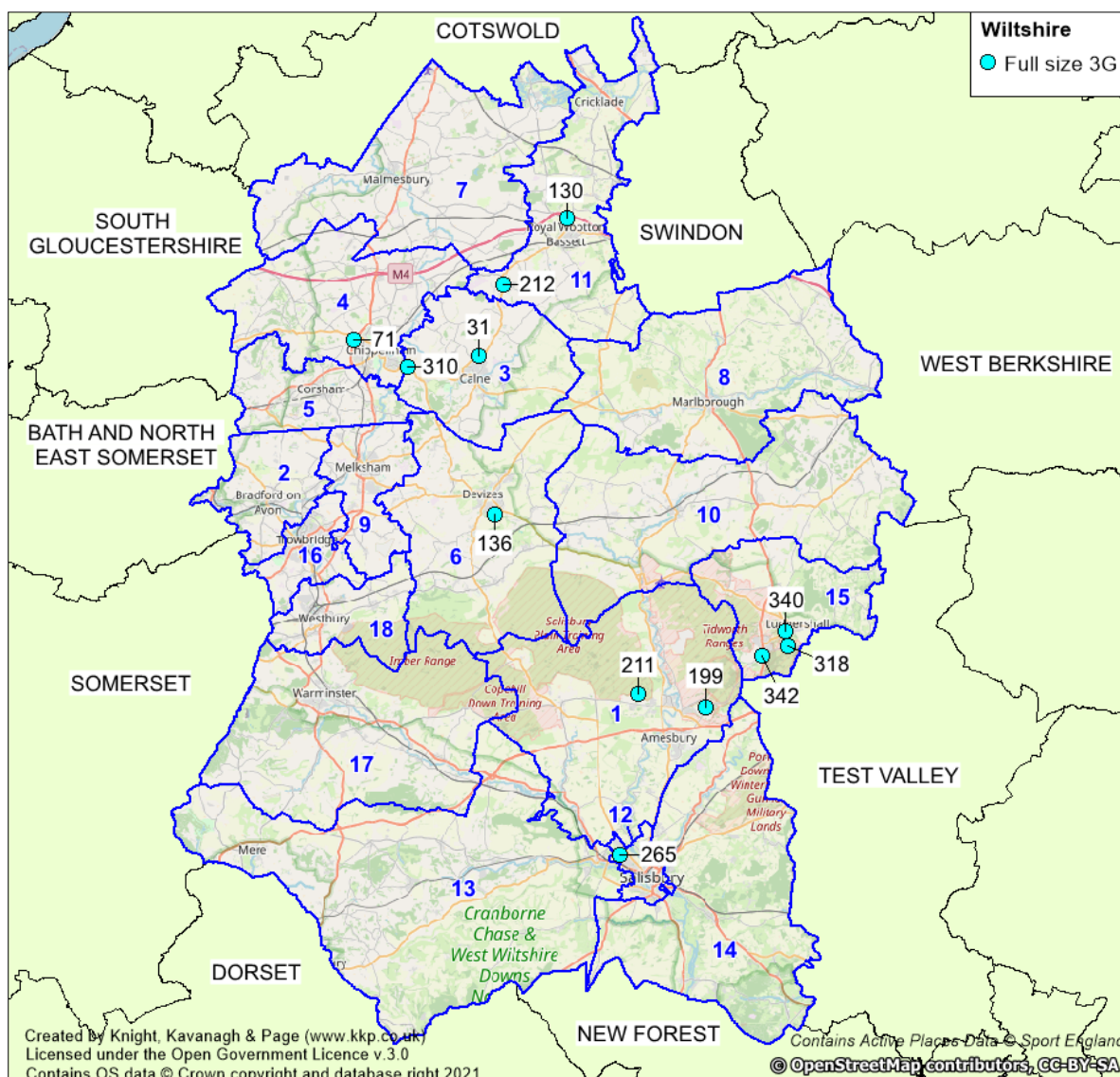
There is no form of 3G provision in the Bradford-on-Avon, Marlborough, Melksham, Pewsey, South West Wiltshire, Southern Wiltshire and Trowbridge analysis areas. Furthermore, there is no community available provision in the Malmesbury, Warminster and Westbury analysis areas.

# WILTSHIRE COUNCIL PLAYING PITCH ASSESSMENT REPORT

Comparatively, the Chippenham & Villages and Tidworth analysis areas both accommodate two 11v11 community available pitches, whereas the Stonehenge, Calne, Devizes, Royal Wootton Bassett & Cricklade and Salisbury areas each having one 11v11 pitch. The three community available small size pitches are located in the Calne (two pitches) and Corsham (one pitch) analysis areas.

Please see the figure below for the location of the 3G pitches currently servicing Wiltshire. See Table 3.2 for a key to the map.

Figure 3.1: Location of 11v11 3G AGPs in Wiltshire





**WILTSHIRE COUNCIL  
PLAYING PITCH ASSESSMENT REPORT**

Table 3.2: Summary of all 3G pitches in Wiltshire

Site ID	Site name	Analysis area	Postcode	Size	Community use?	Number of pitches	Sports lighting?	Dimensions (metres)	Year built/refurbished	Certification (Expiration)
11	Stonehenge School	Stonehenge	SP4 7PW	Small	No	1	No	62 x 32	2018	-
31	Beverbrook Sports Facility	Calne	SN11 9FL	Full	Yes	1	Yes	95 x 56	2016	FA (31/05/26)
31	Beverbrook Sports Facility	Calne	SN11 9FL	Small	Yes	1	Yes	36 x 18	2016	-
71	Chippenham Rugby Club	Chippenham & Villages	SN14 0YZ	Full	Yes	1	Yes	100 x 60	2019	FA (31/05/24) WR (16/06/24)
120	Fairfield Farm College	Westbury	BA13 4DL	Small	No	1	No	40 x 18	2016	-
130	Gerard Buxton Sports Ground	Royal Wootton Bassett & Cricklade	SN4 8DS	Full	Yes	1	Yes	105 x 70	2017	FA (31/05/25)
136	Green Lane Playing Fields	Devizes	SN10 5EP	Full	Yes	1	Yes	105 x 74	2019	FIFA (31/05/26)
184	Leafy Lane Playing Fields	Corsham	SN13 0JY	Small	Yes	1	Yes	48 x 36	2008	-
199	Marlborough Road Pitches	Stonehenge	SP4 9AA	Full	Yes	1	Yes	105 x 70	2013	-
210	Minety Church of England Primary School	Malmesbury	SN16 9QL	Small	No	1	No	55 x 25	2000	-
211	MOD Larkhill	Stonehenge	SP4 8QT	Full	No	2	Yes	105 x 70	2021	-
212	MOD Lyneham	Royal Wootton Bassett & Cricklade	SN15 4XX	Full	No	1	Yes	100 x 60	2014	-
265	Sarum Academy	Salisbury	SP2 9HS	Full	Yes	1	Yes	100 x 64	2021	FIFA (31/05/26)
287	Springfields Academy	Calne	SN11 0DS	Small	Yes	1	Yes	36 x 18	2016	-
310	Stanley Park Sports Ground	Chippenham & Villages	SN15 3RR	Full	Yes	1	Yes	105 x 70	2011	FA (31/05/24)
318	Swinton Barracks	Tidworth	SP11 9LQ	Small	No	1	No	30 x 18	2018	-
318	Swinton Barracks	Tidworth	SP11 9LQ	Small	No	1	No	30 x 18	2006	-
318	Swinton Barracks	Tidworth	SP11 9LQ	Full	No	1	No	105 x 70	2018	-
340	The Wellington Academy	Tidworth	SP11 9RR	Full	Yes	1	Yes	91 x 55	2012	Expired FA (07/06/23)
342	Tidworth Oval	Tidworth	SP9 7SB	Full	Yes	1	Yes	100 x 65	2019	WR (1/11/24)
398	Land Warfare Centre (Site 2)	Warminster	BA12 9DT	Small	No	1	Yes	30 x 18	2010	-

# WILTSHIRE COUNCIL

## PLAYING PITCH ASSESSMENT REPORT

---

### ***Potential future provision***

The Wiltshire LFFP identifies sites considered as priority sites for 3G pitch development, although there will be a need to amend and/or add to the LFFP list based on the findings of this study. In summary, the 2019 plan recommends developments at the following sites:

- ◀ Boscombe Down Sports Field (Stonehenge) – new 11v11
- ◀ Bradford on Avon Sports & Social Club (Bradford-on-Avon) – new 11v11
- ◀ Trowbridge RUFC - Doric Park (Trowbridge) – new 11v11
- ◀ Laverstock & Ford Area (Southern Wiltshire) – new 11v11
- ◀ Marlborough Area (Marlborough) – new 11v11
- ◀ Oakfield Stadium (Melksham) – new 11v11
- ◀ Sarum Academy (Salisbury) – new 11v11 \*completed in 2021\*
- ◀ Stanley Park Sports Ground (Chippenham & Villages) – additional 11v11
- ◀ North Chippenham Area (Chippenham & Villages) – new 11v11
- ◀ Westbury/Warminster Area (Westbury / Warminster) – new 11v11
- ◀ Leafy Lane Playing Fields (Corsham) – extend current 3G to 9v9 size
- ◀ Malmesbury Area (Malmesbury) – new 9v9 size
- ◀ The Wellington Academy (Tidworth) – refurbish current 11v11 pitch

Since the production of the LFFP, of the abovementioned sites, the only development which has taken place is the creation of a 11v11 3G pitch at Sarum Academy.

Additionally, despite obtaining planning permission (19/10805/FUL) in June 2021, it should be known that a proposed development adjacent to Trowbridge Rugby Club for the creation of a sports lit 3G pitch, suitable for rugby union and football, is no longer happening due to raising costs. The Town Council is looking for other potential sites options for a 3G pitch development after the this proposal was cancelled in early 2024.

In addition to those listed above, consultation findings with the FF for the PPS identifies two other potential projects. These are the need for a 11v11 pitch within the Salisbury Analysis Area (with no site currently noted) and a 11v11 pitch located at St Johns, Marlborough (school), which could support overplay of rugby union pitches at Marlborough Rugby Club is built to WR compliancy.

It should be noted that planning permission (PL/2024/00325) for an additional pitch at Stanley Park Sports Ground has recently been submitted.

### ***FA Pitch Register***

In order for competitive matches to be played on 3G pitches, the pitch should be FIFA or IMS tested and approved and added to the FA Pitch Register, which can be found at: <https://footballfoundation.org.uk/3g-pitch-register>.

Pitches undergo testing to become a FIFA Quality pitch or a FIFA Quality Pro pitch, with provision commonly constructed, installed and tested in situ to achieve either accreditation. The differences between the accreditations are that FIFA quality pitches are designed to accommodate substantial levels of regular usage, whereas FIFA Quality Pro pitches are more for high level performance, with usage levels therefore more limited to protect the standard.

# WILTSHIRE COUNCIL

## PLAYING PITCH ASSESSMENT REPORT

---

For pitches used by affiliated grassroots football clubs (below regional feeder league level) and clubs in the Women's Football Pyramid (Tier 3), the minimum requirement of testing is the FA Register Test. However, matches played at Step 1 to 6 of the Men's National League System must follow more stringent testing, with this including a minimum pitch size of 100 x 64 metres, a run-off area of between 1.83 metres (Step 2-6) and 2.25 metres (Step 1), a consistent playing surface shade of green and appropriate line markings. In addition, FA testing must take place annually rather than every three years.

As for 3G pitches used in the Women's Football Pyramid; at Tier 1, matches cannot be played on a 3G pitch, whilst existing 3G pitches at Tier 2 must be accredited to the FIFA Recommended Quality performance standard.

In Wiltshire, six of the nine community available 11v11 3G pitches are either FA or FIFA certified. These are at the following sites:

- ◀ Beversbrook Sports Facility
- ◀ Chippenham Rugby Club
- ◀ Gerard Buxton Playing Fields
- ◀ Green Lane Playing Fields
- ◀ Sarum Academy
- ◀ Stanley Park Sports Ground

The 11v11 pitch at The Wellington Academy was previously FA accredited, but its certification has now expired (07/06/23). The pitches at Marlborough Road Pitches and Tidworth Oval are also not accredited, despite being 11v11 and available to the community.

### ***World Rugby compliant pitches***

To enable 3G pitches to accommodate competitive rugby union matches, World Rugby has developed the Rugby Turf Performance Specification. This is to ensure that the surfaces can replicate the playing qualities of good quality grass pitches, provide a playing environment that will not increase the risk of injury and are of an adequate durability.

The specification includes a rigorous test programme that assesses ball/surface interaction and player/surface interaction and has been modified to align the standard with that of FIFA. Any 3G pitch used for any form of competitive rugby or contact training must comply with this specification and must be tested every two years to retain compliance.

There are two World Rugby compliant 11v11 pitches in Wiltshire, with these located at Chippenham Rugby Club and Tidworth Oval. The former is used for training and competitive demand by Chippenham RUFC, whilst the latter is used by the MOD to meet its demand, which includes rugby union activity. However, externally, it is mainly used for community football training.

There are clear aspirations to create additional World Rugby compliant provision in Wiltshire, particularly in the Trowbridge and Melksham analysis areas. This need will be examined in the Strategy & Action Plan in addition to examining the potential need for any further provision.

### ***Management***

The table below summarises the management of all 11v11 3G pitches across Wiltshire. A total of five pitches are managed by the MOD and four are managed by sports clubs, whilst the remaining four are operated through schools (two pitches), Wiltshire FA (one pitch) and the Council (one pitch).

# WILTSHIRE COUNCIL PLAYING PITCH ASSESSMENT REPORT

Table 3.3: Summary of 11v11 3G pitch management

Site ID	Site name	Analysis area	Management
31	Beverbrook Sports Facility	Calne	Sports club
71	Chippenham Rugby Club	Chippenham & Villages	Sports club
130	Gerard Buxton Sports Ground	Royal Wootton Bassett & Cricklade	Sports club
136	Green Lane Playing Fields	Devizes	Wiltshire FA
199	Marlborough Road Pitches	Stonehenge	Sports club
211	MOD Larkhill	Stonehenge	MOD
212	MOD Lyneham	Royal Wootton Bassett & Cricklade	MOD
265	Sarum Academy	Salisbury	Education
310	Stanley Park Sports Ground	Chippenham & Villages	Council
318	Swinton Barracks	Tidworth	MOD
340	The Wellington Academy	Tidworth	Education
342	Tidworth Oval	Tidworth	MOD

In regards to the smaller sized pitches, four are under educational management, three are under MOD management and the remaining two are controlled by sports clubs (Beverbrook Sports Facility and Leafy Lane Playing Fields).

## Availability

The availability at each site with a 11v11 3G pitch is summarised in the table below. However, please note that this only refers to overall availability and opening hours, rather than considering current capacity, which is instead accounted for within the demand part of this section. A pitch may theoretically have good availability but may currently be operating at capacity, especially during peak times, based on existing usage levels.

As seen, availability is generally good for the pitches that are available for community use, with minimal restrictions in place. However, the pitches at both Sarum Academy and The Wellington Academy have reduced operating hours at the weekend, particularly on Sunday afternoons. Anecdotal evidence suggests that this is due a lack of demand in conjunction with minimising expenditure for the schools.

Table 3.4: Summary of 11v11 3G pitch opening hours in Wiltshire

Site ID	Site name	Analysis area	Availability
31	Beverbrook Sports Facility	Calne	Monday to Thursday 08:30 to 21:30 Friday 08:30 to 20:30 Saturday to Sunday 08:30 to 20:30
71	Chippenham Rugby	Chippenham & Villages	Everyday 09:00 to 22:00
130	Gerard Buxton Sports Ground	Royal Wootton Bassett & Cricklade	Everyday 09:00 to 21:30
136	Green Lane Playing Fields	Devizes	Everyday 09:00 to 22:00
199	Marlborough Road Pitches	Stonehenge	Everyday 09:00 to 22:00
211	Mod Larkhill	Stonehenge	Not available for community use.
212	Mod Lyneham	Royal Wootton Bassett & Cricklade	Not available for community use.

## WILTSHIRE COUNCIL PLAYING PITCH ASSESSMENT REPORT

Site ID	Site name	Analysis area	Availability
265	Sarum Academy	Salisbury	Monday to Friday 16:00 to 22:00 Saturday 08:30 to 16:00 Sunday 08:30 to 13:00
310	Stanley Park Sports Ground	Chippenham & Villages	Everyday 08:00 to 22:00
318	Swinton Barracks	Tidworth	Not available for community use.
340	The Wellington Academy	Tidworth	Monday to Thursday 17:00 to 22:00 Friday 17:00 to 21:00 Saturday 08:00 to 14:00 Sunday 09:00 to 14:00
342	Tidworth Oval	Tidworth	Monday to Friday 16:30 to 22:00 Saturday to Sunday 08:00 to 22:00

Notwithstanding the above, it should also be noted that even though the provision at Chippenham Rugby Club is considered widely available throughout the week, realistically there is minimal accessibility for external community football clubs as it is predominantly used for rugby union.

In addition, the availability of the smaller sized 3G pitches can be seen via the following table. Here, the pitches at Beversbrook Sports Facility and Leafy Lane Playing Fields are fully available, whereas the provision at Springfields Academy is only accessible midweek as it cannot be hired at the weekend. All remaining small size provision is unavailable for community use.

*Table 3.5: Summary of smaller sized 3G pitch opening hours in Wiltshire*

Site ID	Site name	Analysis area	Availability
11	Stonehenge School	Stonehenge	Not available for community use.
31	Beversbrook Sports Facility	Calne	Monday to Thursday 08:30 to 21:30 Friday 08:30 to 20:30 Saturday/Sunday 08:30 to 20:30
120	Fairfield Farm College	Westbury	Not available for community use.
184	Leafy Lane Playing Fields	Corsham	Everyday 08:00 to 22:00
210	Minety Church of England Primary School	Malmesbury	Not available for community use.
287	Springfields Academy	Calne	Monday to Friday 17:00 to 21:00 Weekend unavailable
318	Swinton Barracks	Tidworth	Not available for community use.
318	Swinton Barracks	Tidworth	Not available for community use.
398	Land Warfare Centre Site 2	Warminster	Not available for community use.

### Quality

It is considered that the carpet of a 3G pitch usually lasts for approximately ten years and it is the age of the surface, combined with maintenance levels, which most commonly affects quality. It is therefore recommended that sinking funds be put into place by providers to enable long-term sustainability, ongoing repairs and future refurbishment beyond this period.

# WILTSHIRE COUNCIL PLAYING PITCH ASSESSMENT REPORT

For the 11v11 community available 3G pitches in Wiltshire, there are four good quality pitches (44%), four standard quality pitches (44%) and one poor quality pitches identified (12%). This is summarised site by site in the following table.

Table 3.6: Age and quality of 11v11 community available 3G pitches in Wiltshire

Site ID	Site	Analysis area	Number of pitches	Year installed/ last resurfaced	Quality
31	Beversbrook Sports Facility	Calne	1	2016	Standard
71	Chippenham Rugby Club	Chippenham & Villages	1	2019	Good
130	Gerard Buxton Sports Ground	Royal Wootton Bassett & Cricklade	1	2017	Standard
136	Green Lane Playing Fields	Devizes	1	2019	Good
199	Marlborough Road Pitches	Stonehenge	1	2013	Standard
265	Sarum Academy	Salisbury	1	2021	Good
310	Stanley Park Sports Ground	Chippenham & Villages	1	2011	Standard
340	The Wellington Academy	Tidworth	1	2012	Poor
342	Tidworth Oval	Tidworth	1	2019	Good

The only community available 11v11 pitch which is rated as poor quality is at The Wellington Academy. The pitch has not been refurbished since 2012 and is beyond its recommended lifespan. It should be noted that the pitches at Marlborough Road Pitches and Stanley Park Sports Ground are also beyond their lifespans; however, both are maintained to a higher level by their operators so are assessed as standard quality.

In addition, several of the smaller size pitches have also exceeded a 10-year lifespan. This relates to pitches at the following sites:

- ◀ Land Warfare Centre (Site 2)
- ◀ Leafy Lane Playing Fields
- ◀ Minety Church of England Primary School
- ◀ Swinton Barracks

These are all assessed as poor quality, whilst the remainder are assessed as standard.

### **Ancillary facilities**

No significant issues have been identified regarding the ancillary facilities servicing the 3G pitches across Wiltshire, although as some are located at school sites, the provision is generally not dedicated to the supply. Nevertheless, this is not considered to be a major issue given that most use is for training and recreational football, with users therefore tending to show up ready to play rather than relying on good access to changing rooms.

# WILTSHIRE COUNCIL

## PLAYING PITCH ASSESSMENT REPORT

---

### *Smart access*

The Premier League, FA and the Football Foundation is seeking to establish a single supplier booking system framework to support its delivery of key products and programmes. For 3G pitches, it is identified that in recent years the industry has seen major innovations and improvements to artificial surfaces (and sports lighting), which has created playing surfaces that replicate a good standard natural turf pitch whilst significantly increasing levels of use. The Foundation has therefore undertaken research with applicants and there is a clear demand for accessing a booking system framework from its historic and future applicants.

### **3.3: Demand**

The 3G pitches currently servicing Wiltshire are broadly reported to be operating at or close to capacity at peak times, especially during winter months when grass pitches cannot be used for training or recreational demand (due to a lack of sports lighting). This applies not only to midweek capacity but also to weekend capacity on account of six of the 11v11 pitches being FA approved to host competitive matches in addition to there being two World Rugby compliant pitches.

Any spare capacity that remains on the provision is often at times deemed unfavourable by clubs such as on midweek evenings between 17:00 and 18:00, which is difficult to arrange logistically, or on Mondays and Fridays, which are deemed too close to competitive fixtures. Also, any capacity remaining at the weekend is generally outside of peak time for match play such as on Sunday afternoons.

As an example of the above, the 3G pitches at Sarum Academy and The Wellington Academy have reported spare capacity. However, all available slots during midweek are on Monday and Friday evenings or between 17:00 and 18:00. Furthermore, both pitches are used for match play, with spare capacity on weekends then only existing outside of match start times.

A number of the pitches also have anchor or large clubs attached to them, with such demand then taking up the majority of training and competitive slots throughout the week. This includes, but is not limited to, the following:

- ◀ Beversbrook Sports Facility (Swindon Town FC / FC Wiltshire / Calne Town Youth FC)
- ◀ Chippenham Rugby Club (Chippenham RUFC)
- ◀ Gerard Buxton Sports Ground (Royal Wootton Bassett Town FC)
- ◀ Green Lane Playing Fields (Bishops Cannings FC)
- ◀ Sarum Academy (Bemerton Heath Harlequins Youth FC)
- ◀ The Wellington Academy (Wilts RTC FC)

Currently, it is considered that most of the community-based activity on 3G pitches is football related, outside of use at Chippenham Rugby Club and, more minimally, at Tidworth Oval.

Demand is further detailed on a site-by-site basis in the table overleaf, with current usage compared against availability for each 11v11 3G pitch. For this, the hours of availability have been multiplied by four for midweek capacity based on most 11v11 pitches being divided into quarters for training demand, with capacity then considered to exist if at least a quarter of a pitch is currently unused for at least a one-hour slot. Weekend availability is unaltered as full pitch hire is more likely to be required i.e., for adult and youth 11v11 match play.

## WILTSHIRE COUNCIL PLAYING PITCH ASSESSMENT REPORT

Table 3.7: Summary of 11v11 3G pitch demand site-by-site

Site ID	Site name	Midweek availability in the peak period (hours)	Midweek usage (hours)	Weekend availability in the peak period (hours)	Weekend usage (hours)	Comments
31	Beversbrook Sports Facility	72	Unknown	16	Unknown	Booking information was not made available.
71	Chippenham Rugby Club	72	70	16	14	Two slots remain during midweek and two at weekends.
130	Gerard Buxton Sports Ground	72	Unknown	16	Unknown	Booking information was not made available.
136	Green Lane Playing Fields	72	68	16	16	Four slots remain during midweek. Full utilised at the weekend during peak times.
199	Marlborough Road Pitches	72	Unknown	16	Unknown	Booking information was not made available.
211	Mod Larkhill	-	-	-	-	Unavailable for community use.
212	Mod Lyneham	-	-	-	-	Unavailable for community use.
265	Sarum Academy	72	67	11	9	Five slots remain during midweek and two at weekends.
310	Stanley Park Sports Ground	72	72	16	16	Fully booked.
318	Swinton Barracks	-	-	-	-	Unavailable for community use.
340	The Wellington Academy	72	58	10	6	Generally free 17:00 to 18:00 (Mon to Wed) and 20:30 to 21:00 midweek. Four slots remain at the weekend.
342	Tidworth Oval	72	Unknown	16	Unknown	Booking information was not made available.

Demand relating to smaller size pitches is not included within the above as insufficient data has been made available to inform this study. Furthermore, the supply is not as capable of accommodate sufficient levels of training and match play demand.



# WILTSHIRE COUNCIL

## PLAYING PITCH ASSESSMENT REPORT

---

### ***Imported demand***

The only known imported demand 3G pitch identified into Wiltshire is via Swindon Town FC. The professional club travel to the Beversbrook Sports Facility which it utilises as its training ground. The Club imports its men's training as well as some of its academy and youth teams to the site. In addition, Forest Green Rovers FC imports demand to Stanley Park Sports Ground as its men's training ground.

### ***Exported demand***

Salisbury Youth FC has a number of its teams competing in youth football leagues in Hampshire (Testway Youth Football League, Eastleigh and District Mini Soccer League and South & District Tyro Football League). These leagues operate central venues for teams up to the U11 age group, with 3G provision often utilised as part of this. This therefore equates to exported 3G pitch demand, although it is preferable for the Club and, thus, not considered to be an issue.

No training demand is identified as being exported.

### ***Unmet/latent demand***

Getting access to good quality, affordable training facilities is a problem for many clubs throughout the country. In the winter months, midweek training is only possible at sports lit facilities, with 3G provision preferred by the FA and most clubs.

In Wiltshire, 62% of football clubs that responded to consultation report that they require additional access to 3G provision, which represents a relatively high proportion of unmet demand. Around three quarters (74%) of these clubs are currently training on 3G pitches but do not have capacity for all of their teams, or do not have access at preferred times.

The remaining clubs expressing unmet demand (26%) are not training on 3G pitches at all and are instead using sand-based pitches (particularly at John of Gaunt School, Melksham Oak Community College, Springfield Community Campus, St Marys Calne Sports Centre, Kingdown in Warminster and Royal Wootton Bassett Academy) or grass pitches, either at their home grounds or elsewhere. In total, 223 teams in Wiltshire are using sand-based pitches for training.

### ***Future demand***

As set out in Part 2 of this report, there is an anticipated increase of 10 football teams by 2038 (based on population projections). If this growth was realised, and if all additional teams wanted to train on 3G provision, it could potentially increase the number of 3G pitches required. This will be factored into the supply and demand analysis below.

Away from football, there is anticipated growth of six rugby union teams. It is likely that a partial amount of this demand will require access to World Rugby compliant 3G pitch provision for training/competitive demand, although this is likely to be more marginal and therefore less likely to increase the overall need for 3G pitches (above and beyond current requirements).

# WILTSHIRE COUNCIL PLAYING PITCH ASSESSMENT REPORT

## 3.4: Supply and demand analysis

### **Football**

The FA considers high quality 3G pitches as an essential tool in promoting coach and player development, with the pitches considered to be great assets on account of being able to support intensive use and use during inclement weather. Primarily, such facilities have been installed for social use and training, however, they are increasingly being used for competition, which the FA wholly supports.

### *Training demand*

Getting access to good quality, affordable training facilities is a problem for many clubs throughout the country. In the winter months, midweek training is only possible at sports lit facilities, with 3G provision preferred by the FA and most clubs.

The FA's long-term ambition is to provide every affiliated team in England the opportunity to train once per week on a sports lit 3G surface, together with priority access for every England Accredited Club through a partnership agreement. As such, it has established a model to calculate the required number of pitches to meet demand, with one 11v11 pitch being required to service every 38 teams within a local authority. This is based on peak time access being Tuesday, Wednesday and Thursday evenings (Mondays and Fridays are discounted as it is considered that teams do not want to train in such close proximity to a weekend match, and it also allows for other forms of access such as for commercial leagues and recreational play).

For the model, only 11v11 3G pitches are included as the smaller sized pitches are considered to be too small to accommodate purposeful training demand, in addition to some being unavailable for community use. In addition, some 11v11 pitches are not considered to provided full capacity for football due to existing usage limitations, such as at Chippenham Rugby Club whereby it is predominately used for non-football purposes.

The contribution each pitch makes towards the modelling is summarised in the table below. This then informs the proceeding tables.

*Table 3.8: Contribution of 3G pitches in meeting training requirements*

Site name	Analysis area	Size (metres)	Comments	11v11 3G pitch equivalents
Beverbrook Sports Facility	Calne	95 x 56	11v11 pitch fully available to the community.	1
Chippenham Rugby Club	Chippenham & Villages	100 x 60	Primarily used to accommodate rugby union demand.	0.5
Gerard Buxton Sports Ground	Royal Wootton Bassett & Cricklade	105 x 70	11v11 pitch fully available to the community.	1
Green Lane Playing Fields	Devizes	105 x 74	11v11 pitch fully available to the community.	1

# WILTSHIRE COUNCIL PLAYING PITCH ASSESSMENT REPORT

Site name	Analysis area	Size (metres)	Comments	11v11 3G pitch equivalents
Marlborough Road Pitches	Stonehenge	105 x 70	11v11 pitch fully available to the community.	1
Mod Larkhill	Stonehenge	105 x 70	Not available for community use.	-
Mod Lyneham	Royal Wootton Bassett & Cricklade	100 x 60	Not available for community use.	-
Sarum Academy	Salisbury	100 x 64	11v11 pitch fully available to the community.	1
Stanley Park Sports Ground	Chippenham & Villages	105 x 70	11v11 pitch fully available to the community.	1
Swinton Barracks	Tidworth	105 x 70	Not available for community use.	-
The Wellington Academy	Tidworth	91 x 55	11v11 pitch fully available to the community.	1
Tidworth Oval	Tidworth	100 x 65	11v11 pitch fully available to the community.	1

No clubs currently report using any of the pitches for training that have been discounted in the table above, further evidencing their unsuitability for this purpose.

Based on 874 teams currently playing on football pitches in Wiltshire, there is a theoretical need for 23 11v11 3G pitches (rounded up from 22.65). As there are currently 8.5 11v11 3G pitch equivalents provided, this means that there is a potential need for 14.5 additional 11v11 3G pitches to meet all current training demand.

*Table 3.9: Current demand for 3G pitches in Wiltshire (based on 38 teams per pitch)*

Current number of teams	3G requirement <sup>8</sup>	Current number of 11v11 3G pitch equivalents	Current shortfall
874 <sup>9</sup>	23	8.5	14.5

When considering future demand for an additional 10 teams (based on growth identified in Part 2 of this report), the overall need remains for 23 11v11 pitches (rounded up from 22.92).

<sup>8</sup> Rounded to the nearest 0.5.

<sup>9</sup> Includes 13 teams from Salisbury Youth FC that export match play demand.

# WILTSHIRE COUNCIL PLAYING PITCH ASSESSMENT REPORT

Table 3.10: Future demand for 3G pitches in Wiltshire (based on 38 teams per pitch)

Future number of teams	3G requirement <sup>10</sup>	Current number of 11v11 3G pitch equivalents	Future shortfall
884	23	8.5	14.5

Alternatively, the table below considers the number of 3G pitches required if every team was to remain training within the respective analysis area that they play in. This not only identifies where the potential needs exist across Wiltshire, but it can also be used to guide which areas should be targeted for new provision.

Table 3.11: Current demand for 3G pitches by analysis area (based on 38 teams per pitch)

Analysis area	Current number of teams	Current requirement <sup>11</sup>	Current number of 11v11 3G pitch equivalents	Current shortfall
Stonehenge	63	1.5	1	0.5
Bradford-on-Avon	31	1	-	1
Calne	70	2	1	1
Chippenham & Villages	76	2	1.5	0.5
Corsham	44	1	-	1
Devizes	63	1.5	1	0.5
Malmesbury	38	1	-	1
Marlborough	42	1	-	1
Melksham	85	2	-	2
Pewsey	13	0.5	-	0.5
Royal Wootton Bassett & Cricklade	84	2	1	1
Salisbury	48 <sup>12</sup>	1.5	1	0.5
South West Wiltshire	22	0.5	-	0.5
Southern Wiltshire	65	1.5	-	1.5
Tidworth	30	1	2	-
Trowbridge	54	1.5	-	1.5
Warminster	22	0.5	-	0.5
Westbury	22	0.5	-	0.5

This shows an overall shortfall of 15 11v11 3G pitch equivalents and identifies that there are specific shortfalls in all analysis areas apart from the Tidworth Analysis Area, which is deemed to have sufficient capacity of 3G pitch provision (it is theoretically over-supplied).

Overall, the amount of 3G pitches required within the analysis area modelling is broadly the same as the Wiltshire-wide analysis. With this being said, clubs will travel to neighbouring analysis areas to access provision if required, especially if strategically located in close proximity. For example, the oversupply in the Tidworth Analysis Area could meet some demand from the Pewsey and Stonehenge analysis areas, meaning the potential shortfalls may in some capacity be met. Therefore, the overall shortfall may be less than the model suggests in certain localities.

<sup>10</sup> Rounded to the nearest 0.5.

<sup>11</sup> Rounded to the nearest 0.5.

<sup>12</sup> Includes 13 teams from Salisbury Youth FC that do not match play demand.

# WILTSHIRE COUNCIL

## PLAYING PITCH ASSESSMENT REPORT

---

### *The role of sand/water-based pitches*

The above section assumes that all football teams should train on 3G pitches. However, in practice, there is a national need for a proportion of football training demand to be retained on hockey suitable AGPs to maintain the financial and commercial sustainability of such provision. This is especially the case where only minimal hockey demand exists, at which point the provision needs to be protected for hockey use but can require supplementary activity in order to remain viable.

In Wiltshire, the 11v11 pitches at Melksham Oak Community School, Kingdown in Warmnster, St Marys Calne Sports Centre, John of Gaunt School and Stonar School accommodate either no hockey demand and/or have relatively high football demand with no major pressures for more hockey access.

In contrast, the 11v11 pitches at Chippenham Sports Club, Dauntsey's School, Marlborough College, Springfield Community Campus and Royal Wootton Bassett Academy are extremely well used for hockey. The transfer of supplementary football usage may aid capacity issues.

For further information, please see Part 7: Hockey.

### *Match play demand*

Improving grass pitch quality is one way to increase the capacity at sites but given the cost of doing such work and the continued maintenance required (and associated costs), alternatives need to be considered that can offer a more sustainable model for the future of football. The substitute to grass pitches is the use of 3G pitches for competitive matches, providing that the pitch is FA approved, sports lit and available for community use during the peak period.

In Wiltshire, a considerable number of 3G pitches are FA approved to host competitive matches and 63 affiliated teams are registered as using the provision for regular match play. Whilst this is a considerable number, given the large supply of 3G pitches provided and the number that are not certified, there are significant opportunities for this to be further increased.

Moreover, as the number of 3G pitches increases in line with meeting training demand shortfalls, so should the number of teams utilising the provision for matches, which in turn should further relieve grass pitches of use. As such, whilst the number of 3G pitches needed for matches will never outweigh the number of 3G pitches needed for training (as they would not be sustainable without midweek usage), maximising the pitches that are in place and that are proposed should be fully supported.

The use of 3G pitches for matches also emphasises the importance of maintaining good quality pitches. Should pitches become poor quality, they will likely lose accreditation to accommodate fixtures. This will then result in all teams using the provision needing to transfer to grass pitches, adding to their usage, reducing their capacity and further diminishing their quality.

## ***Rugby union***

There is evidence to warrant the creation of additional World Rugby compliant 3G pitches given the grass pitch shortfalls evident in Part 5 of this report, both overall and sites such as Ballards Ash Sports Ground (Royal Wootton Bassett & Cricklade), Chippenham Rugby Club (Chippenham & Villages), Marlborough Rugby Club (Marlborough), Oakfield Stadium – Melksham Rugby Club (Melksham), Salisbury Rugby Football Club (Salisbury) and Trowbridge Rugby Club (Trowbridge). However, other solutions to alleviate these deficits may also be possible.

## ***Other sports***

There is no known usage of 3G pitch provision for any other affiliated sports in Wiltshire, other than football and rugby union. Furthermore, there is no known ambitions from clubs to access such provision currently or in the future (e.g., American football and Australian rules football clubs).

## **3.5: Conclusion**

For football, there is a current shortfall of 3G pitches in Wiltshire to meet requirements, as evidenced through the levels of demand evidenced and with only minimal amounts of spare capacity remaining on the current supply of pitches. The proceeding Strategy & Action Plan document will identify areas and sites that should be prioritised for provision moving forward, taking into account existing proposals.

For rugby union, an increase in suitable 3G pitches may provide a solution to the identified overplay of grass pitches and as such should be explored within any future provision developments. This, however, needs to be considered against grass pitch solutions to fully determine requirements. This will also be explored in the subsequent Strategy document.

# WILTSHIRE COUNCIL

## PLAYING PITCH ASSESSMENT REPORT

---

### **3G – supply and demand summary**

- ◀ Based on current demand, there is a shortfall of 3G pitches to meet football training requirements, and shortfalls are evident within all analysis areas apart from Tidworth.
- ◀ There is evidence to warrant the creation of additional World Rugby compliant 3G provision given the grass pitch shortfalls evident as this could be a solution to alleviating the deficits.

### **3G – supply summary**

- ◀ In total, there are 13 11v11 and 10 smaller sized 3G pitches identified in Wiltshire, although four 11v11 and six smaller sized pitches are unavailable for community use.
- ◀ All of the community available 11v11 and small size pitches are serviced by sports lighting.
- ◀ Despite obtaining planning permission (19/10805/FUL) in June 2021, a proposed development adjacent to Trowbridge Rugby Club for the creation of a 3G pitch, suitable for rugby union and football, is no longer happening due to raising costs.
- ◀ A planning application (PL/2024/00325) for an additional pitch at Stanley Park Sports Ground has recently been submitted.
- ◀ Six of the 13 11v11 3G pitches are either FA or FIFA certified, whilst the certification for the pitch at The Wellington Academy expired in June 2023.
- ◀ There are currently two World Rugby compliant 3G pitches, located at Chippenham Rugby Club and Tidworth Oval.
- ◀ For the community available 11v11 3G pitches, there are four good quality pitches (44%), four standard quality pitches (44%) and one poor quality pitches identified (11%).
- ◀ No ancillary facility issues have been identified.

### **3G – demand summary**

- ◀ The 3G pitches currently servicing Wiltshire are broadly reported to be operating at or close to capacity at peak times, especially during winter months.
- ◀ Whilst most activity is football related, some rugby union activity has been identified as well, with the pitch at Chippenham Rugby Club being used heavily for both training and match play.
- ◀ High levels of unmet demand for 3G pitch access is expressed, with 62% of responding football clubs stating that additional provision is required to meet or better cater for their training requirements.
- ◀ No significant exported or imported 3G pitch demand is identified, outside of some central venue match play requirements in Hampshire and professional club activity by Swindon Town FC.
- ◀ If future demand from population projections (and/or club aspirations) is realised, this will further increase 3G requirements for football and rugby union.

# WILTSHIRE COUNCIL PLAYING PITCH ASSESSMENT REPORT

## PART 4: CRICKET

### 4.1: Introduction

Wiltshire Cricket is the main governing and representative body for Cricket within Wiltshire. Working closely with the England and Wales Cricket Board (ECB), it is responsible for the management and development of every form of recreational cricket for men, women and children within the area. It is currently working with the ECB on delivering its Strategy, 'Inspiring Generations', which has been live since 2020.

For adult cricket in Wiltshire there are three main offerings; Saturday, Sunday and midweek cricket (including some recreational demand). The youth league structure tends to be club-based matches which are played mid-week, although some matches are also played on Sundays. The playing season generally runs from April to September.

### Consultation

In total there are 70 community cricket clubs in Wiltshire. Of these, 47 clubs responded to consultation requests resulting in a response rate of 67%. A full breakdown of the responsive clubs can be seen in the table below.

It should be noted that of the 23 none responding clubs, 13 are single and double team clubs.

Table 4.1: Cricket club response rate

Club name	Club response?
Allington CC	Yes
Amesbury CC	Yes
Ashton Keynes CC	No
Avebury CC	Yes
Avon Valley CC	No
Beehive Southwick CC	Yes
Biddestone CC	Yes
Bishops Cannings CC	Yes
Box CC	No
Bradford-on-Avon CC	No
Bratton CC	Yes
Broughton Gifford CC	No
Burbage & Easton Royal CC	No
Calne CC	Yes
Chalke Valley CC	No
Charlton CC	Yes
Chilmark CC	No
Chippenham CC	Yes
Christian Malford CC	Yes
Chute CC	No
Collingbourne CC	Yes
Corsham CC	Yes
Corsley CC	Yes
Cricklade CC	Yes
Devizes CC	Yes



# WILTSHIRE COUNCIL PLAYING PITCH ASSESSMENT REPORT

Club name	Club response?
Dinton CC	Yes
Erlestoke & Coulston CC	No
Farley CC	Yes
Fonthill Park CC	Yes
Goatacre CC	Yes
Great Bedwyn CC	Yes
Great Durnford CC	Yes
Grittleton CC	Yes
Harnham CC	Yes
Heytesbury & Sutton Veny CC	Yes
Horingsham CC	No
Keevil CC	No
Kennet Valley CC	Yes
Kilmington & Stourton CC	No
Lacock CC	No
Langley Burrell CC	Yes
Lydiard Millicent CC	No
Malmesbury CC	Yes
Marlborough CC	No
Melksham CC	Yes
Mere CC	No
Oaksey CC	No
Potterne CC	Yes
Poulshot CC	Yes
Purton CC	Yes
Ramsbury CC	Yes
Redlynch & Hale CC	Yes
Royal Wootton Bassett CC	No
Shalbourne CC	No
Shreston Magna CC	No
Shrewton CC	Yes
South Wilts CC	Yes
Spye Park CC	Yes
Steeple Langford CC	Yes
Sutton Benger CC	No
Trowbridge CC	No
Urchfont Village CC	Yes
Warminster CC	Yes
Westbury & District CC	Yes
White Horse CC	Yes
Whiteparish CC	Yes
Whitley CC	Yes
Wilcot CC	Yes
Winsley CC	Yes
Winterbourne CC	Yes

# WILTSHIRE COUNCIL PLAYING PITCH ASSESSMENT REPORT

## County Facilities Strategy (CFS)

In 2022, to build upon the ECB's Inspiring Generations Strategy, the ECB started the process of producing County Facilities Strategies (CFS). A CFS will be produced by each individual county cricket board and will be unique to its geographical area as well as being diverse in its representation.

The CFS will be a 'long-term' plan with county boards ensuring it provides a ten-year view of facility needs. These will therefore be seen as a long-term plan and will involve engagement with key stakeholders, including clubs, leagues, active partnerships, county pitch advisors and Sport England.

To inform the strategies, the ECB has set out guidelines to ensure that the following facilities are considered throughout the development of the strategies:

- ◀ Traditional facilities (pitches, outfielders, pavilions, practice areas)
- ◀ Non-traditional facilities (multi-use games areas, tapeball/softball spaces, courts/cages)
- ◀ Indoor facilities (multi use halls, cricket specific halls, match play venues)

The strategies will be used to shape investment decisions and priorities, with the decision-making process clearly explained before a list of priority projects is produced. To inform this process, each strategy will utilise PPS findings, where in place, as a 'high quality' evidence base.

## 4.2: Supply

### Grass wicket squares

In total, there are 97 grass wicket cricket squares in Wiltshire provided across 82 sites, with 80 squares available for community use across 75 sites. Two community available squares are provided at Biddestone Village Hall, Burbage & Easton Royal Sports Club, Devizes Sports Club, Gerard Buxton Sports Ground and Salisbury & South Wilts Sports Club.

As seen in the table below, each analysis area has provision. The Chippenham & Villages Analysis Area has the most community available grass cricket squares with a total of nine (12% of provision), whilst the Trowbridge, Bradford-on-Avon, Tidworth and Westbury analysis areas have the fewest, with each providing two squares.

Table 4.2: Summary of grass wicket squares

Area number	Analysis area	Number of squares available for community use	Number of squares unavailable for community use
1	Stonehenge	3	1
2	Bradford-on-Avon	2	-
3	Calne	3	-
4	Chippenham & Villages	9	-
5	Corsham	3	-
6	Devizes	7	5
7	Malmesbury	5	-
8	Marlborough	5	5
9	Melksham	5	-
10	Pewsey	6	-

# WILTSHIRE COUNCIL PLAYING PITCH ASSESSMENT REPORT

Area number	Analysis area	Number of squares available for community use	Number of squares unavailable for community use
11	Royal Wootton Bassett & Cricklade	6	-
12	Salisbury	3	2
13	South West Wiltshire	7	3
14	Southern Wiltshire	4	-
15	Tidworth	2	-
16	Trowbridge	2	-
17	Warminster	6	1
18	Westbury	2	-
-	<b>Total</b>	<b>80</b>	<b>17</b>

## Non-turf pitches

There are a total of 57 active non-turf pitches (NTPs) across Wiltshire with 26 accompanying grass wickets squares and the remaining 31 being standalone.

Of the 57 NTPs, 24 are considered unavailable for community use. All of these are located at educational or MOD sites. There is, however, some form of community available provision in 15 of the 18 analysis areas, with only the Bradford-on-Avon, Malmesbury and Trowbridge analysis areas without a community available NTP.

The NTPs are summarised in the table below.

Table 4.3: Summary of NTPs in Wiltshire

Site ID	Site name	Analysis area	Community use?	Number of NTPs	Position
1	Abbeyfield School	Chippenham & Villages	No	1	Standalone
12	Stonehenge School Playing Fields (Holders Lane)	Stonehenge	No	2	Standalone
31	Beverbrook Sports Facility	Calne	Yes	1	Standalone
32	Biddestone Village Hall	Chippenham & Villages	Yes	1	Square
43	Box Recreation Ground	Corsham	Yes	1	Square
46	Bradon Forest School	Royal Wootton Bassett & Cricklade	No	1	Standalone
46	Bradon Forest School	Royal Wootton Bassett & Cricklade	No	1	Standalone
48	Bratton Recreation Ground	Westbury	Yes	1	Square
57	Burbage & Easton Royal Sports Club	Pewsey	Yes	1	Square
62	Castle Meadow Playing Field	South West Wiltshire	Yes	1	Standalone
63	Chafyn Grove School	Salisbury	No	1	Standalone
64	Chalke Valley Sports Centre	South West Wiltshire	Yes	1	Standalone
82	Collingbourne Ducis Recreation Ground	Tidworth	Yes	1	Square
104	Devizes Sports Club	Devizes	Yes	1	Square

# WILTSHIRE COUNCIL PLAYING PITCH ASSESSMENT REPORT

Site ID	Site name	Analysis area	Community use?	Number of NTPs	Position
106	Dinton Recreation Ground	South West Wiltshire	Yes	1	Square
107	Donhead Sports Club	South West Wiltshire	Yes	1	Standalone
113	Duchy Manor	South West Wiltshire	Yes	1	Square
130	Gerard Buxton Sports Ground	Royal Wootton Bassett & Cricklade	Yes	1	Square
132	Goatacre Recreation Ground	Calne	Yes	1	Square
143	Hardenhuish School	Chippenham & Villages	No	1	Standalone
159	Horningsham Playing Fields	Warminster	Yes	1	Square
166	Kilmington & Stourton Cricket Club	South West Wiltshire	Yes	1	Square
171	Kingsbury Green Academy	Calne	No	1	Standalone
176	Land Warfare Centre	Warminster	Yes	1	Square
177	Landford Recreation Ground	Southern Wiltshire	Yes	1	Standalone
182	Lavington School	Devizes	No	1	Standalone
184	Leafy Lane Playing Fields	Corsham	Yes	1	Standalone
197	Marlborough College	Marlborough	No	2	Square
197	Marlborough College	Marlborough	No	4	Standalone
199	Marlborough Road Pitches	Stonehenge	No	1	Standalone
202	Matravers School	Westbury	No	1	Standalone
204	Melksham House	Melksham	Yes	1	Square
212	MOD Lyneham	Royal Wootton Bassett & Cricklade	No	1	Standalone
251	Ramsbury Recreation Centre	Marlborough	Yes	1	Square
254	Redlynch Recreation Ground	Southern Wiltshire	Yes	1	Square
258	Salisbury & South Wilts Sports Club	Salisbury	Yes	1	Square
271	Seend Lye Field	Devizes	Yes	1	Standalone
276	Sheldon School	Chippenham & Villages	Yes	1	Square
276	Sheldon School	Chippenham & Villages	Yes	1	Standalone
277	Shrewton Recreation Ground	Stonehenge	Yes	1	Square
285	Spaniels Bridge	Devizes	Yes	1	Square
290	St Augustine's Catholic Technology College	Trowbridge	No	1	Standalone
323	The Clarendon Academy	Trowbridge	No	2	Standalone
326	The Corsley War Memorial Playing Field	Warminster	Yes	1	Square
337	The Trafalgar School at Downton	Southern Wiltshire	No	1	Standalone
357	Warminster Prep School	Warminster	No	1	Standalone

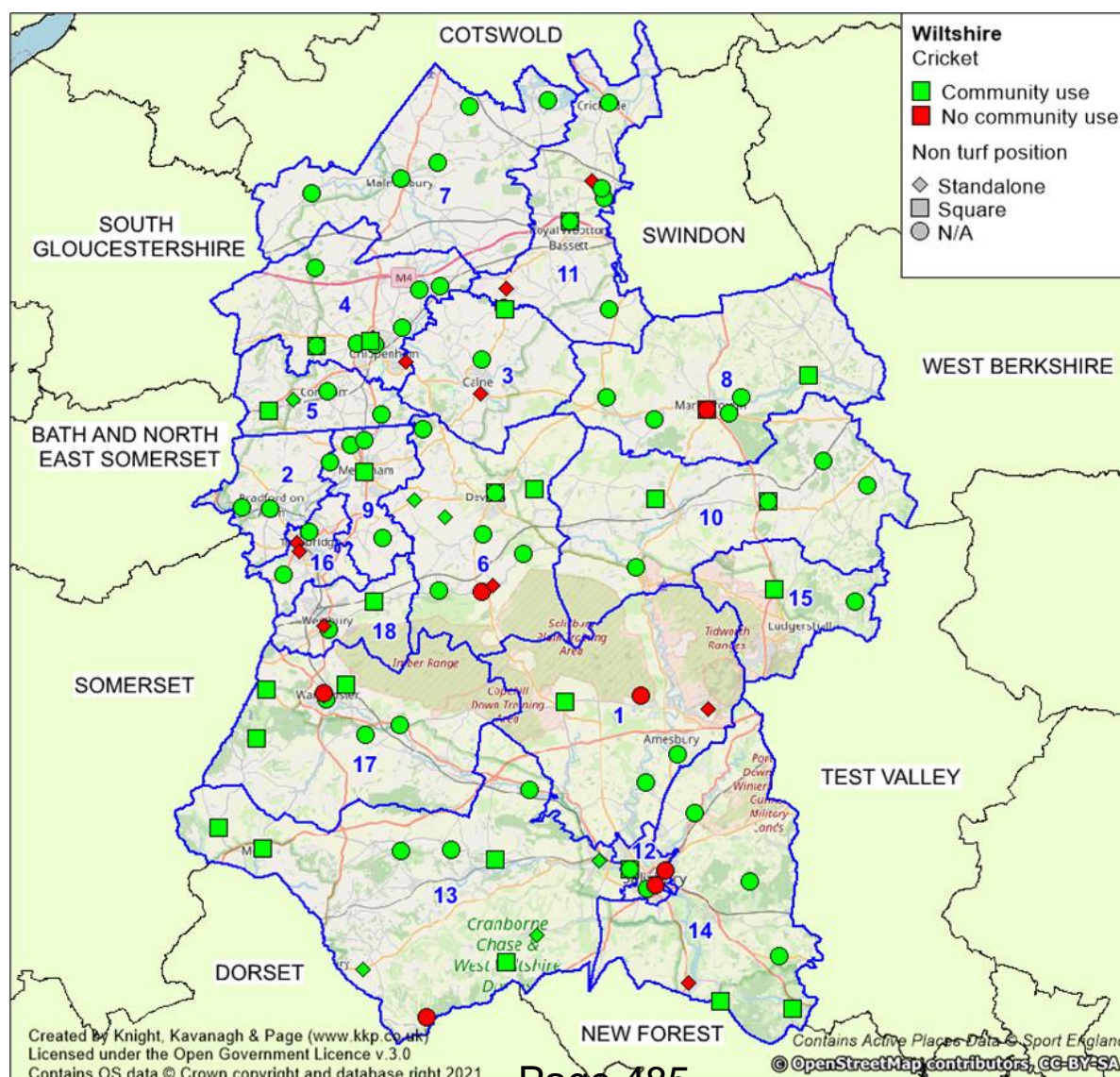
# WILTSHIRE COUNCIL PLAYING PITCH ASSESSMENT REPORT

Site ID	Site name	Analysis area	Community use?	Number of NTPs	Position
359	Warminster School	Warminster	No	1	Standalone
389	Village Green	Devizes	Yes	1	Standalone
392	Sir Phillip Dunn Memorial Ground	Pewsey	Yes	1	Square
395	Chalke Valley Cricket Club	South West Wiltshire	Yes	1	Square
395	Chalke Valley Cricket Club	South West Wiltshire	Yes	1	Standalone

NTPs, particularly when located at club sites, can aid with training and practice and can help reduce overplay on grass wickets when used for matches. The ECB highlights that NTPs which follow its TS6 guidance on performance standards are suitable for high level, senior play. Additionally, NTPs are frequently used for junior matches across the Country.

For the location of all grass wicket and NTP cricket provision, see Figure 4.1 below.

Figure 4.1: Location of cricket pitches within Wiltshire



# WILTSHIRE COUNCIL PLAYING PITCH ASSESSMENT REPORT

Table 4.4: Key to map of cricket squares

Site ID	Site name	Postcode	Analysis area	Community use?	No. of squares	User/s	No. of grass wickets	No of non-turf pitches
1	Abbeyfield School	SN15 3XB	Chippenham & Villages	No	1	-	-	1
4	Alexander Memorial Field	BA12 7AP	Warminster	Yes	1	Heytesbury & Sutton Veny CC	10	-
12	Stonehenge School Playing Fields (Holders Lane)	ST4 7PH	Stonehenge	No	2	-	-	2
15	Archers Gate Centenary Pavilion	SP4 7XX	Stonehenge	Yes	1	Amesbury CC	9	-
18	Avebury Sports Field	SN8 1RD	Marlborough	Yes	1	Avebury CC	11	-
31	Beverbrook Sports Facility	SN11 9FL	Calne	Yes	1	Calne CC	9	-
31	Beverbrook Sports Facility	SN11 9FL	Calne	Yes	1	Calne CC	-	1
32	Biddestone Village Hall	SN14 7BZ	Chippenham & Villages	Yes	1	Biddestone CC	12	-
32	Biddestone Village Hall	SN14 7BZ	Chippenham & Villages	Yes	1	Biddestone CC	8	1
43	Box Recreation Ground	SN13 8NT	Corsham	Yes	1	Box CC	8	1
46	Bradon Forest School	SN5 4AT	Royal Wootton Bassett & Cricklade	No	2	-	-	2
47	Bradstone Sports Field	SN6 6PH	Malmesbury	Yes	1	Ashton Keynes CC	10	-
48	Bratton Recreation Ground	BA13 4RF	Westbury	Yes	1	Bratton CC Trowbridge CC	5	1
55	Broughton Gifford Common	SN12 8LY	Melksham	Yes	1	Broughton Gifford CC	7	-
57	Burbage & Easton Royal Sports Club	SN8 3AN	Pewsey	Yes	1	Burbage & Easton Royal CC	10	-
57	Burbage & Easton Royal Sports Club	SN8 3AN	Pewsey	Yes	1	Burbage & Easton Royal CC	6	1
62	Castle Meadow Playing Field	SP2 0HG	South West Wiltshire	Yes	1	-	-	1
63	Chafyn Grove School	SP1 1LR	Salisbury	No	1	-	9	-
63	Chafyn Grove School	SP1 1LR	Salisbury	No	1	-	-	1
64	Chalke Valley Sports Centre	SP5 5DX	South West Wiltshire	Yes	1	-	-	1

## WILTSHIRE COUNCIL PLAYING PITCH ASSESSMENT REPORT

Site ID	Site name	Postcode	Analysis area	Community use?	No. of squares	User/s	No. of grass wickets	No of non-turf pitches
66	Charlton Village Hall & Playing Field	SN16 9DL	Malmesbury	Yes	1	Charlton CC	5	-
69	Chestnut Springs Playing Field	SN5 3NH	Royal Wootton Bassett & Cricklade	Yes	1	Lydiard Millicent CC Swindon CC <sup>13</sup>	5	-
71	Chippenham Rugby Club	SN14 0YZ	Chippenham & Villages	Yes	1	Allington CC	10	-
72	Chippenham Sports Club	SN15 1NH	Chippenham & Villages	Yes	1	Chippenham CC	16	-
82	Collingbourne Ducis Recreation Ground	SN8 3UH	Tidworth	Yes	1	Collingbourne CC	7	1
84	Coronation Field (Farley)	SP5 1AH	Southern Wiltshire	Yes	1	Farley CC	8	-
85	Corsham Cricket Club	SN13 9EU	Corsham	Yes	1	Corsham CC	13	-
91	Cricklade Cricket Club	SN6 6BL	Royal Wootton Bassett & Cricklade	Yes	1	Cricklade CC	10	-
96	Culver Close Playing Field	BA15 1LF	Bradford-On-Avon	Yes	1	Bradford-on-Avon CC	9	-
98	Dauntsey's School	SN10 4HE	Devizes	No	1	-	11	-
98	Dauntsey's School	SN10 4HE	Devizes	No	1	-	10	-
98	Dauntsey's School	SN10 4HE	Devizes	No	1	-	7	-
98	Dauntsey's School	SN10 4HE	Devizes	No	1	-	7	-
98	Dauntsey's School	SN10 4HE	Devizes	No	1	-	3	-
104	Devizes Sports Club	SN10 2DL	Devizes	Yes	1	Devizes CC	14	-
104	Devizes Sports Club	SN10 2DL	Devizes	Yes	1	Devizes CC	4	1
106	Dinton Recreation Ground	SP3 5HH	South West Wiltshire	Yes	1	Dinton CC	8	1
107	Donhead Sports Club	SP7 0PL	South West Wiltshire	Yes	1	-	-	1
113	Duchy Manor	BA12 6EW	South West Wiltshire	Yes	1	Mere CC Kilmington & Stourton CC	9	1
118	Erlestoke & Coulston Cricket Club	SN10 5TX	Devizes	Yes	1	Erlestoke & Coulston CC	10	-

## WILTSHIRE COUNCIL PLAYING PITCH ASSESSMENT REPORT

Site ID	Site name	Postcode	Analysis area	Community use?	No. of squares	User/s	No. of grass wickets	No of non-turf pitches
130	Gerard Buxton Sports Ground	SN4 8DS	Royal Wootton Bassett & Cricklade	Yes	1	Royal Wootton Bassett CC	14	-
130	Gerard Buxton Sports Ground	SN4 8DS	Royal Wootton Bassett & Cricklade	Yes	1	Royal Wootton Bassett CC	6	1
131	Goatacre Cricket Club	SN11 9JA	Calne	Yes	1	Goatacre CC	10	-
132	Goatacre Recreation Ground	SN11 9JA	Calne	Yes	1	Goatacre CC	5	1
134	Great Bedwyn Cricket Club	SN8 3PB	Pewsey	Yes	1	Great Bedwyn CC	8	-
140	Grittleton Cricket Ground	SN14 6AW	Chippenham & Villages	Yes	1	Grittleton CC	7	-
143	Hardenhuish School	SN14 6RJ	Chippenham & Villages	No	1	-	-	1
146	Harnham Cricket Ground	SP2 8JY	Salisbury	Yes	1	Harnham CC	8	-
149	Heytesbury Park	BA12 0HQ	Warminster	Yes	1	Heytesbury & Sutton Veny CC	10	-
159	Horningsham Playing Fields	BA12 7LL	Warminster	Yes	1	Horningsham CC	3	1
165	Kennet Valley Village Hall & Recreation Ground	SN8 4EL	Marlborough	Yes	1	Kennet Valley CC	6	-
166	Kilminster & Stourton Cricket Club	BA12 6QF	South West Wiltshire	Yes	1	Kilminster & Stourton CC	10	1
167	King George V Playing Field (Lower Chute)	SP11 9DU	Tidworth	Yes	1	Chute CC	8	-
171	Kingsbury Green Academy	SN11 8YH	Calne	No	1	-	-	1
175	Lacock Recreation Ground	SN15 2LQ	Corsham	Yes	1	Lacock CC	6	-
176	Land Warfare Centre	BA12 9DT	Warminster	Yes	1	Warminster CC	6	1
177	Landford Recreation Ground	SP5 2AJ	Southern Wiltshire	Yes	1	-	-	1
178	Langford Recreation Ground	SP3 4ND	South West Wiltshire	Yes	1	Steeple Langford CC	12	-
179	Langley Burrell Playing Pitch	SN15 4LL	Chippenham & Villages	Yes	1	Langley Burrell CC	6	-
182	Lavington School	SN10 4EB	Devizes	No	1	-	-	1
184	Leafy Lane Playing Fields	SN13 0JY	Corsham	Yes	1	-	-	1



# WILTSHIRE COUNCIL PLAYING PITCH ASSESSMENT REPORT

Site ID	Site name	Postcode	Analysis area	Community use?	No. of squares	User/s	No. of grass wickets	No of non-turf pitches
186	Leighton Recreation Centre	BA13 3PW	Westbury	Yes	1	Westbury & District CC	12	-
197	Marlborough College	SN8 1PA	Marlborough	No	1	-	14	-
197	Marlborough College	SN8 1PA	Marlborough	No	1	-	6	-
197	Marlborough College	SN8 1PA	Marlborough	No	1	-	9	1
197	Marlborough College	SN8 1PA	Marlborough	No	1	-	7	1
197	Marlborough College	SN8 1PA	Marlborough	No	1	-	-	2
197	Marlborough College	SN8 1PA	Marlborough	No	1	-	5	-
197	Marlborough College	SN8 1PA	Marlborough	No	1	-	-	1
197	Marlborough College	SN8 1PA	Marlborough	No	1	-	-	1
198	Marlborough Cricket Club	SN8 3HN	Marlborough	Yes	1	Marlborough CC	14	-
199	Marlborough Road Pitches	SP4 9AA	Stonehenge	No	1	-	-	1
202	Matravers School	BA13 3QH	Westbury	No	1	-	-	1
204	Melksham House	SN12 6ES	Melksham	Yes	1	Melksham CC	10	1
209	Minal Cricket Club & Sports Field	SN8 2LY	Marlborough	Yes	1	Marlborough CC	6	-
211	MOD Larkhill	SP4 8QT	Stonehenge	No	1	-	8	-
212	MOD Lyneham	SN15 4XX	Royal Wootton Bassett & Cricklade	No	1	-	-	1
230	Oaksey Playing Field	SN16 9TG	Malmesbury	Yes	1	Oaksey CC	7	-
241	Potterne Cricket Club (The Grove)	SN10 5PH	Devizes	Yes	1	Potterne CC	10	-
245	Purton Cricket Club	SN5 4EB	Royal Wootton Bassett & Cricklade	Yes	1	Purton CC	13	-
251	Ramsbury Recreation Centre	SN8 2RB	Marlborough	Yes	1	Ramsbury CC Swindon CC <sup>14</sup>	6	1
254	Redlynch Recreation Ground	SP5 2LN	Southern Wiltshire	Yes	1	Redlynch & Hale CC	14	1
258	Salisbury & South Wilts Sports Club	SP2 9NY	Salisbury	Yes	1	South Wilts CC	14	-
258	Salisbury & South Wilts Sports Club	SP2 9NY	Salisbury	Yes	1	South Wilts CC	10	1

# WILTSHIRE COUNCIL PLAYING PITCH ASSESSMENT REPORT

Site ID	Site name	Postcode	Analysis area	Community use?	No. of squares	User/s	No. of grass wickets	No of non-turf pitches
259	Salisbury Cathedral School	SP1 2EQ	Salisbury	No	1	-	5	-
263	Sandroyd School	SP5 5QD	South West Wiltshire	No	1	-	13	-
263	Sandroyd School	SP5 5QD	South West Wiltshire	No	1	-	9	-
263	Sandroyd School	SP5 5QD	South West Wiltshire	No	1	-	7	-
271	Seend Lye Field	SN12 6NS	Devizes	Yes	1	Melksham CC	-	1
274	Shalbourne Recreation Ground	SN8 3PZ	Pewsey	Yes	1	Shalbourne CC	5	-
276	Sheldon School	SN14 6HJ	Chippenham & Villages	Yes	1	Chippenham CC	4	1
276	Sheldon School	SN14 6HJ	Chippenham & Villages	Yes	1	Chippenham CC	-	1
277	Shrewton Recreation Ground	SP3 4JU	Stonehenge	Yes	1	Shrewton CC	9	1
284	Southwick Playing Field	BA14 9QN	Trowbridge	Yes	1	Beehive Southwick CC	10	-
285	Spaniels Bridge	SN10 3LG	Devizes	Yes	1	Bishops Cannings CC Potterne CC	11	1
288	Spye Park Cricket Club	SN15 2PS	Devizes	Yes	1	Spye Park CC	10	-
290	St Augustine's Catholic Technology College	BA14 9EN	Trowbridge	No	1	-	-	1
317	Sutton Benger Recreation Ground	SN15 4RU	Chippenham & Villages	Yes	1	Sutton Benger CC	5	-
323	The Clarendon Academy	BA14 0DJ	Trowbridge	No	1	-	-	1
323	The Clarendon Academy	BA14 0DJ	Trowbridge	No	1	-	-	1
326	The Corsley War Memorial Playing Field	BA12 7PJ	Warminster	Yes	1	Corsley CC	6	1
327	The Downs	BA15 2LX	Bradford-On-Avon	Yes	1	Winsley CC	12	-
331	The Green	SN15 4BG	Chippenham & Villages	Yes	1	Christian Malford CC	7	-
337	The Trafalgar School at Downton	SP5 3HN	Southern Wiltshire	No	1	-	-	1
341	The Worthies	SN16 9JX	Malmesbury	Yes	1	Malmesbury CC	11	-

## WILTSHIRE COUNCIL PLAYING PITCH ASSESSMENT REPORT

Site ID	Site name	Postcode	Analysis area	Community use?	No. of squares	User/s	No. of grass wickets	No of non-turf pitches
348	Urchfont Village Cricket Club	SN10 4RJ	Devizes	Yes	1	Urchfont Village CC Potterne CC	11	-
353	Warminster Cricket Club	BA12 8LL	Warminster	Yes	1	Warminster CC	14	-
357	Warminster Prep School	BA12 8JG	Warminster	No	1	-	-	1
359	Warminster School	BA12 8PJ	Warminster	No	1	-	6	-
359	Warminster School	BA12 8PJ	Warminster	No	1	-	-	1
371	Whiteparish Memorial Ground	SP5 2SU	Southern Wiltshire	Yes	1	Whiteparish CC	6	-
384	The Ground at Big Garston Field	SN9 6EH	Pewsey	Yes	1	Avon Valley CC	5	-
385	Cleeves Farm, Chilmark	SP3 5AY	South West Wiltshire	Yes	1	Chilmark CC	4	-
386	Stop Lane	SP3 6EZ	South West Wiltshire	Yes	1	Fonhill Park CC	9	-
387	Great Durnford	SP4 6AY	Stonehenge	Yes	1	Great Durnford CC	8	-
388	The Manor	BA14 6SB	Melksham	Yes	1	Keevil CC	7	-
389	Village Green	SN10 1RT	Devizes	Yes	1	Poulshot CC	-	1
390	Manor Lane	SN4 9PL	Royal Wootton Bassett & Cricklade	Yes	1	White Horse CC Avebury CC	8	-
391	Whitley Golf Club	SN12 8EQ	Melksham	Yes	1	Whitley CC	6	-
392	Sir Phillip Dunn Memorial Ground	SN9 5NS	Pewsey	Yes	1	Wilcot CC	10	1
393	Portway	SP4 6JL	Southern Wiltshire	Yes	1	Winterbourne CC	9	-
394	St Barnabas Cricket Ground	SN12 7PT	Melksham	Yes	1	Corsham CC	7	-
395	Chalke Valley Cricket Club	SP5 5BA	South West Wiltshire	Yes	1	Chalke Valley CC	5	1
395	Chalke Valley Cricket Club	SP5 5BA	South West Wiltshire	Yes	1	Chalke Valley CC	-	1
396	Sherston Magna Cricket Ground	SN16 0NX	Malmesbury	Yes	1	Shreston Magna CC	10	-
397	Trowbridge Cricket Club	BA14 8PX	Trowbridge	Yes	1	Trowbridge CC	17	-

# WILTSHIRE COUNCIL

## PLAYING PITCH ASSESSMENT REPORT

---

### *Future provision*

Shrewton CC is currently developing a new ground (SP3 4DZ), located just under one kilometre from the Club's current venue at Shrewton Recreation Ground. The new provision will have a ten wicket grass square that has been laid and is ready for use, with some teams to relocate there from the start of the 2024 season. Nevertheless, it also plans to continue to use its existing site for a range of its teams moving forward, with this giving the Club the ability to expand its demand.

At present, there is no clubhouse built, although plans are in place to start developing this over the next 12 months. However, it is said that some funding support is still required to complete this element of the development.

Elsewhere, Westbury & District CC is to establish a third XI for the 2024 season and it is in discussions with a number of sites/providers so that the team has a venue for home matches. However, longer term, the Club has aspirations to secure a dedicated location for the demand, with two options being explored. The first option is to find its own secondary location that it can develop, whilst the other is to work with a local school to develop a cricket square on site that it would then have shared use of.

Cricklade CC reports that it is currently searching for a new site to develop a new ground. This is due to the current site Cricklade Cricket Club having flooding issues, with costs for undertaking repairs rising. The Club has currently mentioned one option at present for a relocation to Cricklade Rugby Club, however more work is required to establish how this would be feasible.

Malmesbury CC highlights its desire to acquire and develop a second ground. Whilst no site is currently identified, the Club requires a second site to alleviate pressure on its current square at The Worthies.

### *Hybrid pitches*

The ECB has been working with SIS Pitches on the installation of hybrid cricket wickets at county cricket clubs (2019) such as Edgbaston Cricket Ground and more recently at recreational sites such as Perry Hall Playing Fields (Birmingham) in 2021 and Didsbury Cricket Club (Manchester) in 2022.

A hybrid wicket combines natural turf grass with less than 5% of uniquely engineered, soft polyethylene yarn, which has already been used for other sports such as to improve golf tees, tennis courts and pitch surrounds. These wickets are designed to offer greater capacity in addition to reducing the time spent on repair works, with a faster recovery time intended. Reports have found that hybrid wickets improve surface stability, reduce wear, reduce bowler foot holes and significantly extended hours of playing time (around double the capacity of natural turf provision).

Ideally, once hybrid wickets become more readily available for community cricket clubs and have gone through the required testing, they could act as a way to increase levels of playing capacity on heavily used squares. This would be particularly beneficial for those sites which are limited in space and cannot create additional wickets due to restrictions on things such as boundary length and ball strike.

# WILTSHIRE COUNCIL

## PLAYING PITCH ASSESSMENT REPORT

---

Although it is difficult at this stage to understand what impact hybrid wickets could have on capacity, it is suggested that they could potentially alleviate all the overplay on both junior and senior wickets. This is based on the assumption that more senior demand can take place on the hybrid wickets allowing for the outer senior wickets to be used/converted for junior demand.

### ***Disused sites/provision***

There are several sites in Wiltshire containing disused cricket provision. These are:

- ◀ Barry's Field Sports Ground (Southern Wiltshire Analysis Area)
- ◀ Calne Recreation Ground (Calne Analysis Area)
- ◀ Compton Chamberlayne Cricket Field (South West Analysis Area)
- ◀ Fovant Cricket Club (South West Wiltshire Analysis Area)
- ◀ Minety Playing Fields (Malmesbury Analysis Area)
- ◀ North Bradley Peace Memorial Trust Recreation Ground (Trowbridge Analysis Area)
- ◀ South Newton Rec (Stonehenge Analysis Area)

Fovant Cricket Club is an entirely disused site that is under private ownership and now maintained as private gardens. The site previously provided an eight wicket square and was last maintained for cricket in 2014.

Similarly, Compton Chamberlayne Cricket Field is a disused site that previously contained eight grass wickets. It has not been maintained for cricket since *circa* 2011.

All remaining sites are still active playing field sites that are used for football, with Minety Playing Fields and Calne Recreation Ground also used for rugby union. The former was last maintained for cricket in 2017 and provided seven grass wickets, whilst the latter was last used for cricket *circa* 2006.

North Bradley Peace Memorial Trust Recreation Ground previously accommodated an eight wicket grass square, with satellite imagery suggesting that it has not been maintained or utilised since *circa* 2005.

South Newton Rec previously accommodated a nine wicket square until 2018, whilst Barry's Field Sports Ground ceased providing cricket in 2017. It too had nine grass wickets.

It should be noted that there is a parcel of land adjacent to Trowbridge Cricket Club which previously accommodate a second square on the site. This playing field land was partially built upon in 2016 to provide for the development of Trowbridge Health Centre, however, a section of the land still remains disused.

### ***Security of tenure***

For reference, a site is considered to have unsecure tenure if the cricket provision on the site is not guaranteed to be retained in the long-term. As such, unless known otherwise, squares managed by the Council (including city, town and parish councils) are secure as part of a commitment to continue providing a sports and leisure offering.

The table below identifies tenure arrangements for all affiliated clubs in Wiltshire, where known.

# WILTSHIRE COUNCIL PLAYING PITCH ASSESSMENT REPORT

Table 4.5: Summary of security of tenure for Wiltshire cricket clubs

Site ID	Site	Analysis area	Club/league	Arrangement	Tenure
15	Archers Gate Centenary Pavilion	Stonehenge	Amesbury CC	Long term lease agreement from Amesbury Town Council	Secure
18	Avebury Sports Field	Marlborough	Avebury CC	Long term lease agreement from National Trust (40 years remaining)	Secure
31	Beverbrook Sports Facility	Calne	Calne CC	Annual rent agreement from Calne Town Council	Secure
32	Biddestone Village Hall	Chippenham & Villages	Biddestone CC	Rolling informal lease via Parish Council	Secure
43	Box Recreation Ground	Corsham	Box CC	<i>Unknown</i>	Secure
47	Bradstone Sports Field	Malmesbury	Ashton Keynes CC	<i>Unknown</i>	Secure
48	Bratton Recreation Ground	Westbury	Bratton CC	Annual rental agreement from Parish Council	Secure
55	Broughton Gifford Common	Melksham	Broughton Gifford CC	<i>Unknown</i>	Secure
57	Burbage & Easton Royal Sports Club	Pewsey	Burbage & Easton Royal CC	<i>Unknown</i>	Secure
66	Charlton Village Hall & Playing Field	Malmesbury	Charlton CC	Annual rental agreement from Parish Council	Secure
69	Chestnut Springs Playing Field	Royal Wootton Bassett & Cricklade	Lydiard Millicent CC	<i>Unknown</i>	Secure
71	Chippenham Rugby Club	Chippenham & Villages	Allington CC	Freehold	Secure
72	Chippenham Sports Club	Chippenham & Villages	Chippenham CC	Freehold	Secure
82	Collingbourne Ducis Recreation Ground	Tidworth	Collingbourne CC	Annual rental agreement from Parish Council	Secure
84	Coronation Field (Farley)	Southern Wiltshire	Farley CC	Long term lease agreement from parish council	Secure
85	Corsham Cricket Club	Corsham	Corsham CC	Long term lease agreement	Secure
91	Cricklade Cricket Club	Royal Wootton Bassett & Cricklade	Cricklade CC	Long term lease agreement with Wiltshire Council (currently negotiating new lease)	Secure
96	Culver Close Playing Field	Bradford-on-Avon	Bradford-on-Avon CC	<i>Unknown</i>	Secure
104	Devizes Sports Club	Devizes	Devizes CC	Freehold	Secure

# WILTSHIRE COUNCIL PLAYING PITCH ASSESSMENT REPORT

Site ID	Site	Analysis area	Club/league	Arrangement	Tenure
106	Dinton Recreation Ground	South West Wiltshire	Dinton CC	Long term lease agreement from Recreation Ground Trustees	Secure
113	Duchy Manor	South West Wiltshire	Mere CC	<i>Unknown</i>	Secure
118	Erlestoke & Coulston Cricket Club	Devizes	Erlestoke & Coulston CC	<i>Unknown</i>	Secure
130	Gerard Buxton Sports Ground	Royal Wootton Bassett & Cricklade	Royal Wootton Bassett CC	<i>Unknown</i>	Secure
131	Goatacre Cricket Club	Calne	Goatacre CC	Freehold	Secure
132	Goatacre Recreation Ground	Calne	Goatacre CC	Lease agreement	Secure
134	Great Bedwyn Cricket Club	Pewsey	Great Bedwyn CC	Freehold	Secure
140	Grittleton Cricket Ground	Chippenham & Villages	Grittleton CC	Annual rental agreement from Grittleton Village Hall Trustees	Secure
146	Harnham Cricket Ground	Salisbury	Harnham CC	Annual rental agreement from Salisbury City Council	Secure
149	Heytesbury Park	Warminster	Heytesbury & Sutton Veny CC	Rolling rental agreement	<b>Unsecure</b>
159	Horningsham Playing Fields	Warminster	Horningsham CC	<i>Unknown</i>	Secure
165	Kennet Valley Village Hall & Recreation Ground	Marlborough	Kennet Valley CC	Informal agreement, maintain square for free usage	<b>Unsecure</b>
166	Kilmington & Stourton Cricket Club	South West Wiltshire	Kilmington & Stourton Cricket Club	<i>Unknown</i>	Secure
175	Lacock Recreation Ground	Corsham	Lacock CC	<i>Unknown</i>	Secure
178	Langford Recreation Ground	South West Wiltshire	Steeple Langford CC	Freehold	Secure
179	Langley Burrell Playing Pitch	Chippenham & Villages	Langley Burrell CC	Annual rental agreement from Village Hall Trust	Secure
186	Leighton Recreation Centre	Westbury	Westbury & District CC	Long term lease agreement with Wiltshire Council (and currently negotiating new lease)	Secure
198	Marlborough Cricket Club	Marlborough	Marlborough CC	Freehold	Secure

# WILTSHIRE COUNCIL PLAYING PITCH ASSESSMENT REPORT

Site ID	Site	Analysis area	Club/league	Arrangement	Tenure
204	Melksham House	Melksham	Melksham CC	Long term lease agreement from Wiltshire Council (99 years)	Secure
209	Minal Cricket Club & Sports Field	Marlborough	Marlborough CC	<i>Unknown</i>	Secure
230	Oaksey Playing Field	Malmesbury	Oaksey CC	<i>Unknown</i>	Secure
241	Potterne Cricket Club (The Grove)	Devizes	Potterne CC	Long term lease agreement from private owner (20 years remaining)	Secure
245	Purton Cricket Club	Royal Wootton Bassett & Cricklade	Purton CC	Annual rent agreement from parish council (covenant on site for cricket use only)	Secure
251	Ramsbury Recreation Centre	Marlborough	Ramsbury CC	Annual rent agreement from Parish Council, owned Ramsbury Recreation Centre	Secure
254	Redlynch Recreation Ground	Southern Wiltshire	Redlynch & Hale CC	Annual rental agreement from Redlynch Playing Field Association	Secure
258	Salisbury & South Wilts Sports Club	Salisbury	South Wilts CC	Overarching sports club onsite have long term lease agreement of site. Club pay nominal fee the overarching sports club	Secure
274	Shalbourne Recreation Ground	Pewsey	Shalbourne CC	<i>Unknown</i>	Secure
276	Sheldon School	Chippenham & Villages	Chippenham CC	Long term lease agreement pending (30 years agreed but still to be signed and currently on peppercorn rent).	<b>Unsecure</b> but secure tenure pending
277	Shrewton Recreation Ground	Stonehenge	Shrewton CC	Lease from Trustees which manage site for the village	Secure
284	Southwick Playing Field	Trowbridge	Beehive Southwick CC	Rolling rental agreement with Southwick Playing Field Committee	Secure
285	Spaniels Bridge	Devizes	Bishops Canning CC	Long term lease agreement from private landowner (16 years remaining)	Secure
288	Spye Park Cricket Club	Devizes	Spye Park CC	Long term lease agreement from Spye Park Farm LTD	Secure
317	Sutton Benger Recreation Ground	Chippenham & Villages	Sutton Benger CC	<i>Unknown</i>	Secure
326	The Corsley War Memorial Playing Field	Warminster	Corsley CC	Rolling annual lease agreement from Trust	Secure



# WILTSHIRE COUNCIL PLAYING PITCH ASSESSMENT REPORT

Site ID	Site	Analysis area	Club/league	Arrangement	Tenure
327	The Downs	Bradford-on-Avon	Winsley CC	Freehold	Secure
331	The Green	Chippenham & Villages	Christian Malford CC	Annual rental agreement from parish council	Secure
341	The Worthies	Malmesbury	Malmesbury CC	Long term lease agreement from Worthies Farm, extension of lease currently being negotiated.	Secure
348	Urchfont Village Cricket Club	Devizes	Urchfont Village CC	Long term lease agreement from Urchfont Parish Council (190 years)	Secure
353	Warminster Cricket Club	Warminster	Warminster CC	Freehold	Secure
371	Whiteparish Memorial Ground	Southern Wiltshire	Whiteparish CC	Rolling annual lease from Whiteparish Memorial Trust	Secure
384	The Ground at Big Garston Field	Pewsey	Avon Valley CC	<i>Unknown</i>	Secure
385	Cleeves Farm, Chilmark	South West Wiltshire	Chilmark CC	<i>Unknown</i>	Secure
386	Stop Lane	South West Wiltshire	Fonthill Park CC	Annual rent agreement from Fonthill Estate	<b>Unsecure</b>
387	Great Durnford	Stonehenge	Great Dunford CC	Long term lease agreement from Great Durnford Estate (21 years)	Secure
388	The Manor	Melksham	Keevil CC	<i>Unknown</i>	Secure
389	Village Green	Devizes	Poulshot CC	Annual rent agreement from Parish Council	Secure
390	Manor Lane	Royal Wootton Bassett & Cricklade	White Horse CC	Long term lease agreement from private landowner (five years remaining)	Secure
391	Whitley Golf Club	Melksham	Whitley CC	Annual rent agreement from Whitley Golf Club	<b>Unsecure</b>
392	Sir Phillip Dunn Memorial Ground	Pewsey	Wilcot CC	Lease agreement	Secure
393	Portway	Southern Wiltshire	Winterbourne CC	Long term lease agreement	Secure
394	St Barnabas Cricket Ground	Melksham	Corsham CC	<i>Unknown</i>	Secure
395	Chalke Valley Cricket Club	South West Wiltshire	Chalke Valley CC	<i>Unknown</i>	Secure
396	Sherston Magna Cricket Ground	Malmesbury	Sherston Magna CC	<i>Unknown</i>	Secure
397	Trowbridge Cricket Club	Trowbridge	Trowbridge CC	<i>Unknown</i>	Secure

As seen, tenure of sites in Wiltshire is generally secure. However, Heytesbury & Sutton Veny and Fonthill Park cricket clubs are considered to have unsecure tenure. This is due to only having yearly rolling renting arrangements on their home sites.

# WILTSHIRE COUNCIL

## PLAYING PITCH ASSESSMENT REPORT

In addition, Chippenham CC is considered to have unsecure tenure on its secondary site at Sheldon School, although it has recently agreed a 30 year lease agreement with the School for the grass cricket square, secondary NTP pitch and the area surrounding the two pitches. Once signed, this will help support the Club in its aspirations for a changing room/pavilion development for the two pitches, which are currently serviced by no ancillary provision. It currently pays a peppercorn rent in return for use of the site, whilst maintaining the grass wicket square.

Heytesbury & Sutton Veny CC is currently on a rolling annual rental agreement at its Heyesbury Park site. However, the land is privately owned, and the Club has recently been handed its notice to vacate the site, with the land owner looking to sell the site for housing development. The Club has a secondary site at Alexander Memorial Field and is due to relocate to the site for the 2024 season.

Biddestone CC currently has a rolling annual rent agreement with the Parish Council for use of Biddestone Village Hall, which is considered to be secure given the nature of the operator. However, it has had a lease agreement written up to further secure the tenure of the site, although it cannot be legally signed until the Club become incorporated. It is currently working towards this. It should be noted that Wiltshire Cricket identifies this as an issue across the Authority with a number of club's not being incorporated and therefore unable to sign lease agreements. Whilst many of these clubs are considered to have secure tenure as these lease agreements have been written up, there is a need to support club incorporation to enable these agreements to be signed and legally binding. In addition, club incorporation is also a potential barrier to receiving funding.

### **Pitch quality**

The quality of cricket pitches has been assessed via a combination of site visits (using non-technical assessments as determined by the ECB) and user consultation to reach and apply an agreed rating on a scale of good, standard and poor. For the full assessment criteria, please see Appendix 2.

Maintaining high pitch quality is the most important aspect of cricket; if the wicket is poor, it can affect the quality of the game and can, in some instances, become dangerous. As an example, if a square is poor quality, a ball can bounce erratically on a wicket and become a danger to players.

Of the 97 grass wicket cricket squares in Wiltshire, 66 (68%) are rated as good quality, whilst 31 (32%) are rated as standard quality. There are no poor quality grass wicket cricket squares identified. The site-by-site breakdown of this is shown in the following table.

*Table 4.6: Quality ratings for all grass wicket squares (site-by-site)*

Site ID	Site name	Analysis area	Community use?	Number of squares	Square quality
4	Alexander Memorial Field	Warminster	Yes	1	Good
15	Archers Gate Centenary Pavilion	Stonehenge	Yes	1	Good
18	Avebury Sports Field	Marlborough	Yes	1	Good
31	Beversbrook Sports Facility	Calne	Yes	1	Good
32	Biddestone Village Hall	Chippenham & Villages	Yes	2	Standard
43	Box Recreation Ground	Chippenham	Yes	1	Standard

# WILTSHIRE COUNCIL PLAYING PITCH ASSESSMENT REPORT

Site ID	Site name	Analysis area	Community use?	Number of squares	Square quality
47	Bradstone Sports Field	Malmesbury	Yes	1	Good
48	Bratton Recreation Ground	Westbury	Yes	1	Good
55	Broughton Gifford Common	Melksham	Yes	1	Standard
57	Burbage & Easton Royal Sports Club	Pewsey	Yes	2	Good
63	Chafyn Grove School	Salisbury	No	1	Good
66	Charlton Village Hall & Playing Field	Malmesbury	Yes	1	Standard
69	Chestnut Springs Playing Field	Royal Wootton Bassett & Cricklade	Yes	1	Good
71	Chippenham Rugby Club	Chippenham & Villages	Yes	1	Good
72	Chippenham Sports Club	Chippenham & Villages	Yes	1	Standard
82	Collingbourne Ducis Recreation Ground	Tidworth	Yes	1	Standard
84	Coronation Field (Farley)	Southern Wiltshire	Yes	1	Good
85	Corsham Cricket Club	Corsham	Yes	1	Good
91	Cricklade Cricket Club	Royal Wootton Bassett & Cricklade	Yes	1	Good
96	Culver Close Playing Field	Bradford-on-Avon	Yes	1	Good
98	Dauntsey's School	Devizes	No	5	Good
104	Devizes Sports Club	Devizes	Yes	1	Good
104	Devizes Sports Club	Devizes	Yes	1	Standard
106	Dinton Recreation Ground	South West Wiltshire	Yes	1	Good
113	Duchy Manor	South West Wiltshire	Yes	1	Standard
118	Erlestoke & Coulston Cricket Club	Devizes	Yes	1	Good
130	Gerard Buxton Sports Ground	Royal Wootton Bassett & Cricklade	Yes	1	Good
130	Gerard Buxton Sports Ground	Royal Wootton Bassett & Cricklade	Yes	1	Standard
131	Goatacre Cricket Club	Calne	Yes	1	Good
132	Goatacre Recreation Ground	Calne	Yes	1	Good
134	Great Bedwyn Cricket Club	Pewsey	Yes	1	Good
140	Grittleton Cricket Ground	Chippenham & Villages	Yes	1	Good
146	Harnham Cricket Ground	Salisbury	Yes	1	Standard
149	Heytesbury Park	Warminster	Yes	1	Good
159	Horningsham Playing Fields	Warminster	Yes	1	Good
165	Kennet Valley Village Hall & Recreation Ground	Marlborough	Yes	1	Standard
166	Kilminster & Stourton Cricket Club	South West Wiltshire	Yes	1	Good
167	King George V Playing Field (Lower Chute)	Tidworth	Yes	1	Standard
175	Lacock Recreation Ground	Corsham	Yes	1	Standard

# WILTSHIRE COUNCIL PLAYING PITCH ASSESSMENT REPORT

Site ID	Site name	Analysis area	Community use?	Number of squares	Square quality
176	Land Warfare Centre	Warminster	Yes	1	Good
178	Langford Recreation Ground	South West Wiltshire	Yes	1	Good
179	Langley Burrell Playing Pitch	Chippenham & Villages	Yes	1	Standard
186	Leighton Recreation Centre	Westbury	Yes	1	Good
197	Marlborough College	Marlborough	No	5	Good
198	Marlborough Cricket Club	Marlborough	Yes	1	Good
204	Melksham House	Melksham	Yes	1	Good
209	Minal Cricket Club and Sports Field	Marlborough	Yes	1	Good
211	MOD Larkhill	Stonehenge	No	1	Good
230	Oaksey Playing Field	Malmesbury	Yes	1	Standard
241	Potterne Cricket Club (The Grove)	Devizes	Yes	1	Good
245	Purton Cricket Club	Royal Wootton Bassett & Cricklade	Yes	1	Standard
251	Ramsbury Recreation Centre	Marlborough	Yes	1	Good
254	Redlynch Recreation Ground	Southern Wiltshire	Yes	1	Standard
258	Salisbury & South Wilts Sports Club	Salisbury	Yes	2	Good
259	Salisbury Cathedral School	Salisbury	No	1	Standard
263	Sandroyd School	South West Wiltshire	No	3	Good
274	Shalbourne Recreation Ground	Pewsey	Yes	1	Good
276	Sheldon School	Chippenham & Villages	Yes	1	Standard
277	Shrewton Recreation Ground	Stonehenge	Yes	1	Good
284	Southwick Playing Field	Trowbridge	Yes	1	Good
285	Spaniels Bridge	Devizes	Yes	1	Standard
288	Spye Park Cricket Club	Devizes	Yes	1	Good
317	Sutton Bengier Recreation Ground	Chippenham & Villages	Yes	1	Standard
326	The Corsley War Memorial Playing Field	Warminster	Yes	1	Good
327	The Downs	Bradford-on-Avon	Yes	1	Good
331	The Green	Chippenham & Villages	Yes	1	Good
341	The Worthies	Malmesbury	Yes	1	Good
348	Urchfont Village Cricket Club	Devizes	Yes	1	Good
353	Warminster Cricket Club	Warminster	Yes	1	Good
359	Warminster School	Warminster	No	1	Good
371	Whiteparish Memorial Ground	Southern Wiltshire	Yes	1	Good

# WILTSHIRE COUNCIL PLAYING PITCH ASSESSMENT REPORT

Site ID	Site name	Analysis area	Community use?	Number of squares	Square quality
384	The Ground at Big Garston Field	Pewsey	Yes	1	Standard
385	Cleeves Farm, Chilmark	South West Wiltshire	Yes	1	Standard
386	Stop Lane	South West Wiltshire	Yes	1	Good
387	Great Durnford	Stonehenge	Yes	1	Standard
388	The Manor	Melksham	Yes	1	Standard
390	Manor Lane	Royal Wootton Bassett & Cricklade	Yes	1	Standard
391	Whitley Golf Club	Melksham	Yes	1	Standard
392	Sir Phillip Dunn Memorial Ground	Pewsey	Yes	1	Standard
393	Portway	Southern Wiltshire	Yes	1	Good
394	St Barnabas Cricket Ground	Melksham	Yes	1	Good
395	Chalke Valley Cricket Club	South West Wiltshire	Yes	1	Standard
396	Sherston Magna Cricket Ground	Malmesbury	Yes	1	Standard
397	Trowbridge Cricket Club	Trowbridge	Yes	1	Good

Of the 31 squares assessed as standard quality, there are a range of differing reasons for them not being considered good. Most commonly, a number of sites show none or very little evidence of repair work across old, used wickets.

Chippenham CC reports that the square at Chippenham Sports Club is of standard quality, noting issues with the consistency of bounce. In addition, the Club reports that it tends to score low when the square is used for the West of England Cricket League and Wiltshire County Cricket League. To rectify this, it states that it has invested a huge amount of time and effort in improving the square, bringing in external contractors to undertake end of season renovations.

At Manor Lane, the square is reportedly in need of investment. Furthermore, White Horse CC indicates that the machinery which is used to maintain the square is old and needs replacing.

Collingbourne CC reports that its square at Collingbourne Ducis Recreation Ground has been neglected in recent years with very little in season and out of season repair work done. This has led to the square reducing in quality over time. It reports a need to undertake work, which will require investment, to bring the provision back up to a good quality.

Devizes CC reports that its site has had issues with an increase in poor drainage across both of its pitches at Devizes Sports Club in recent years. It highlights that a contributing factor is a new developments in the area with drainage worsening since. The Club suggests that this had led to higher pressure on the ground staff to maintain the current quality of the squares onsite.

A number of club's have ambitions to undertake work to re-lay and improve certain aspects of their squares namely:

- ◆ Box CC (Box Recreation Ground)
- ◆ Christian Malford CC (The Green)
- ◆ Grittleton CC (Grittleton Cricket Ground)

# WILTSHIRE COUNCIL

## PLAYING PITCH ASSESSMENT REPORT

In addition to the above, both South Wilts CC and Redlynch & Hale CC have identified ambitions to install hybrid wickets on their square respective squares at Salisbury & South Wilts Sports Club and Redlynch Recreation Ground. South Wilts CC is looking to install four hybrid wickets across its two squares onsite, whilst Redlynch & Hale CC is looking to install two hybrid wickets.

### *Performance Quality Standards*

To obtain a full technical assessment of wickets and pitches, the ECB recommends a Performance Quality Standard (PQS) assessment to determine whether a cricket square meets the Performance Quality Standards which are benchmarked by the Grounds Management Association (GMA). There are three categories of measurement that relate to the overall quality of the square: structural quality, presentational quality and playing quality. Once a square has been assessed it is given a quality rating, as shown below.

Table 4.7: Performance Quality Standard assessment ratings

Quality Rating	Details
Premier (High)	Where the surface is intended for Premier League play, with those within the top quartile capable of holding minor county and 1st class one day matches. May include some of the better schools and university pitches.
Club (Standard)	A Club pitch suitable for league, school and junior cricket.
Basic	An acceptable level suitable for recreational cricket and where the surface is designed and maintained within tight financial limitations such as local authorities.
Unsuitable	This is where the surface is deemed unfit or unsafe for play.

Clubs can contact the ECB to arrange for a Grounds Management Association (GMA) pitch advisor to undertake a Performance Quality Standard assessment. Clubs can choose from three different reports (comprehensive/mini/verbal) that vary in cost. A fully comprehensive report includes soil testing and guidance on machinery and corrective procedures, a mini report includes guidance on machinery and corrective procedures and a verbal report is a spoken version of a mini report.

It should be noted that Pitchpower is now available to undertake technical assessments on squares. Although it has not been utilised during the 2023 season, moving forward it will stand as a replacement for PQS assessments.

### ***Ancillary facilities***

The table below identifies the quality of ancillary provision at the primary sites used for community cricket within Wiltshire. As seen, there are 20 sites accompanied by good quality facilities and 47 have standard quality provision, with only 11 sites categorised as having poor quality provision. In addition, there is currently one community available square at Sheldon School which has no onsite ancillary provision.

Table 4.8: Changing room quality

Site ID	Site	Analysis area	No. of squares	Quality
4	Alexander Memorial Field	Warminster	1	Poor
15	Archers Gate Centenary Pavilion	Stonehenge	1	Standard
18	Avebury Sports Field	Marlborough	1	Standard
31	Beverbrook Sports Facility	Calne	1	Good

# WILTSHIRE COUNCIL PLAYING PITCH ASSESSMENT REPORT

Site ID	Site	Analysis area	No. of squares	Quality
32	Biddestone Village Hall	Chippenham & Villages	2	Standard
43	Box Recreation Ground	Corsham	1	Standard
47	Bradstone Sports Field	Malmesbury	1	Standard
48	Bratton Recreation Ground	Westbury	1	Standard
55	Broughton Gifford Common	Melksham	1	Poor
57	Burbage & Easton Royal Sports Club	Pewsey	2	Standard
66	Charlton Village Hall & Playing Field	Malmesbury	1	Standard
69	Chestnut Springs Playing Field	Royal Wootton Bassett & Cricklade	1	Standard
71	Chippenham Rugby Club	Chippenham & Villages	1	Good
72	Chippenham Sports Club	Chippenham & Villages	1	Standard
82	Collingbourne Ducis Recreation Ground	Tidworth	1	Standard
84	Coronation Field (Farley)	Southern Wiltshire	1	Poor
85	Corsham Cricket Club	Corsham	1	Standard
91	Cricklade Cricket Club	Royal Wootton Bassett & Cricklade	1	Standard
96	Culver Close Playing Field	Bradford-on-Avon	1	Good
104	Devizes Sports Club	Devizes	2	Good
106	Dinton Recreation Ground	South West Wiltshire	1	Standard
113	Duchy Manor	South West Wiltshire	1	Standard
118	Erlestoke & Coulston Cricket Club	Devizes	1	Standard
130	Gerard Buxton Sports Ground	Royal Wootton Bassett & Cricklade	2	Good
131	Goatacre Cricket Club	Calne	1	Standard
132	Goatacre Recreation Ground	Calne	1	Standard
134	Great Bedwyn Cricket Club	Pewsey	1	Poor
140	Grittleton Cricket Ground	Chippenham & Villages	1	Poor
146	Harnham Cricket Ground	Salisbury	1	Poor
149	Heytesbury Park	Warminster	1	Poor
159	Horningsham Playing Fields	Warminster	1	Standard
165	Kennet Valley Village Hall & Recreation Ground	Marlborough	1	Standard
166	Kilmington and Stourton Cricket Club	South West Wiltshire	1	Standard
167	King George V Playing Field (Lower Chute)	Tidworth	1	Standard
175	Lacock Recreation Ground	Corsham	1	Standard
176	Land Warfare Centre	Warminster	1	Good
178	Langford Recreation Ground	South West Wiltshire	1	Poor
179	Langley Burrell Playing Pitch	Chippenham & Villages	1	Poor
186	Leighton Recreation Centre	Westbury	1	Standard
198	Marlborough Cricket Club	Marlborough	1	Standard
204	Melksham House	Melksham	1	Good

# WILTSHIRE COUNCIL PLAYING PITCH ASSESSMENT REPORT

Site ID	Site	Analysis area	No. of squares	Quality
209	Minal Cricket Club and Sports Field	Marlborough	1	Standard
230	Oaksey Playing Field	Malmesbury	1	Standard
241	Potterne Cricket Club (The Grove)	Devizes	1	Good
245	Purton Cricket Club	Royal Wootton Bassett & Cricklade	1	Poor
251	Ramsbury Recreation Centre	Marlborough	1	Standard
254	Redlynch Recreation Ground	Southern Wiltshire	1	Standard
258	Salisbury & South Wilts Sports Club	Salisbury	2	Good
274	Shalbourne Recreation Ground	Pewsey	1	Standard
276	Sheldon School	Chippenham & Villages	1	No provision
277	Shrewton Recreation Ground	Stonehenge	1	Standard
284	Southwick Playing Field	Trowbridge	1	Standard
285	Spaniels Bridge	Devizes	1	Standard
288	Spye Park Cricket Club	Devizes	1	Good
317	Sutton Benger Recreation Ground	Chippenham & Villages	1	Standard
326	The Corsley War Memorial Playing Field	Warminster	1	Good
327	The Downs	Bradford-on-Avon	1	Standard
331	The Green	Chippenham & Villages	1	Standard
341	The Worthies	Malmesbury	1	Standard
348	Urchfont Village Cricket Club	Devizes	1	Standard
353	Warminster Cricket Club	Warminster	1	Good
371	Whiteparish Memorial Ground	Southern Wiltshire	1	Good
384	The Ground at Big Garston Field	Pewsey	1	Standard
385	Cleeves Farm, Chilmark	South West Wiltshire	1	Standard
386	Stop Lane	South West Wiltshire	1	Good
387	Great Durnford	Stonehenge	1	Poor
388	The Manor	Melksham	1	Standard
390	Manor Lane	Royal Wootton Bassett & Cricklade	1	Standard
391	Whitley Golf Club	Melksham	1	Poor
392	Sir Phillip Dunn Memorial Ground	Pewsey	1	Standard
393	Portway	Southern Wiltshire	1	Good
394	St Barnabas Cricket Ground	Melksham	1	Good
395	Chalke Valley Cricket Club	South West Wiltshire	1	Standard
396	Sherston Magna Cricket Ground	Malmesbury	1	Standard
397	Trowbridge Cricket Club	Trowbridge	1	Good

At Coronation Field (Farnley), the showers and changing facilities are considered to be poor quality, with Farnley CC reporting that the provision is inadequate. The Club is hoping to secure funding to enable it to start works to upgrade these facilities.

Purton CC has plans to develop its clubhouse onsite at Purton Cricket Club. At present, the Club suggests that the ancillary provision is poor quality, whilst also highlighting that it has no female changing rooms. It therefore wants to redevelop the clubhouse which would see an update of the existing facilities and an extension to better accommodate women's and girls' demand.



## WILTSHIRE COUNCIL PLAYING PITCH ASSESSMENT REPORT

---

Great Bedwyn CC wants to improve its poor quality changing facilities. It also states an ambition to install an electronic scoreboard in the coming years.

Elsewhere, Potterne CC has looked into the possibility of redeveloping its clubhouse and changing rooms at Potterne Cricket Club (The Grove). It plans to remove the changing rooms out of the existing clubhouse, which would then be extended into additional bar and social space. It would then look to develop a second tier of the onsite the machinery shed to re-provide the changing facilities and to establish a viewing area for players.

Charlton CC reports that it is currently looking to invest in its clubhouse to ensure that both power, lighting and water are available. At present it has been quoted *circa* £20,000 for such a project, and states it does not have the funding to undertake the required works. It states it requires support with funding.

In addition, as mentioned previously, there are no accessible changing facilities at Sheldon School, which Chippenham CC uses as a secondary venue. The Club has two matches on the site each Saturday afternoon, with players often changing in the back of cars and having to walk to Chippenham Sports Club to access toilets. Once its lease agreement is formalised, it wants to develop a clubhouse on site with four changing rooms and social space.

In relation to Chippenham Sports Club, the site has wider development plans that includes the creation of new changing facilities (as well as a sports hall).

Bratton CC reports having plans to improve ancillary provision onsite. The Club has been supported by Wiltshire Cricket in recent years, hosting county age group fixtures. However, to extend this further as part of any ancillary provision improvement, it is looking to establish female changing rooms.

Whitley CC reports that on its site at Whitley Golf Club, the pavilion has no toilets. This means that players have to walk to the Golf Club clubhouse around 300 metres' away to use a toilet. In addition, the pavilion also has no suitable female changing.

Bradford on Avon CC is working closely with the Town Council as it looks towards the replacement of its current pavilion at Culver Close Playing Field. This is due to asbestos in the current building, whilst the facilities are also outdated. The Club is looking to develop a new fit for purpose facility on the same site and footprint and has now submitted a planning application.

Christian Malford CC aspires to build an extension its current pavilion at The Green, the development will help to support additional changing facilities for women's & girls.

Devizes CC is looking into the feasibility to build a new cricket specific pavilion at Devizes Sports Club which would see a move away from the shared facility which it current accesses with rugby the club and tennis club onsite. As part of this it would look to include the build of an indoor practice net facility. In addition, it is looking to also install perimeter fencing around the second pitch to help prevent issues with security and vandalism.

Corsham CC has long standing plans to increase the footprint of its pavilion at Corhsam Cricket Club. The Club hosts many events and functions on the site as well cricket fixtures up to National Counties level. The development would look to enhance and complement its existing facilities. Additionally, the Club in recent years invested into the square and outfield at St Barnabas Cricket Ground, however off field provision on the site is limited, the Club is looking flip its prioritises on the site and look to invest and improve the pavilion onsite.

## WILTSHIRE COUNCIL PLAYING PITCH ASSESSMENT REPORT

---

Redlynch and Hale CC has ambitions to improve the changing facilities at Redlynch Recreation Ground in partnership with the Redlynch Parish Council, Redlynch Playing Fields Association and Redlynch & Woodfalls FC.

Erlestoke and Coulston CC has plans in place to replace the current, wooden pavilion which is outdated and not considered as practical to support the Club. The Club is has been looking to a staged approach to re-building its pavilion and update its facilities over the coming years.

Melksham CC has plans to develop dedicated Women's changing rooms in the coming years whilst it also has plans to extend its main social area, which would support the Club in enabling it to host larger functions at on site at Melksham House.

Steeple Langford CC has ambitions to; redevelop its pavilion and changing facilities at Langford Recreation Ground, this is likely to be through the replacement of existing building which is old and dated. The Club has not highlighted that plans have been drawn up and at present, see this as purely an aspiration that it is looking to explore.

Malmesbury CC reports that its current pavilion and off field facilities at The Worthies are out of date and it is looking to prioritise the upgrade to existing changing rooms, which will include the development of dedicated female changings rooms. It is also looking to provide better disabled access to its pavilion.

Biddestone CC reports that due to its second square being located some distance from the existing main clubhouse. Therefore, the Club has ambitions to develop its off field facilities at its second ground, including changing rooms and social space.

Royal Wootton Bassett CC reports that it its second squares pavilion at Gerard Buxton Sports Ground is not up to a standard to sufficiently support the cricket which is played on it. The square hosts a range of women's and girls' cricket and it is looking to update the provision to better cater for its demand. This would include dedicated women's and girls provision and also updating existing changing rooms and toilets.

In addition to the above aspirations the following club's have plans to install electronic scoreboards:

- ◀ Box CC (Box Recreation Ground)
- ◀ Calne CC (Beverbrook Sports Facility)
- ◀ Urchfont Village CC (Urchfont Village Cricket Club)
- ◀ Wilcot CC (Sir Phillip Dunn Memorial Ground)

### ***Training facilities***

Access to cricket nets is important, particularly for pre-season/winter training. Clubs access both indoor and outdoor provision before the season commences, whilst during the season, outdoor training provision supplies most of the use.

In Wiltshire, from non-technical assessments, it was identified that of the 74 community available sites, just over half (39 or 53%) have dedicated fixed net provision. These are summarised in the table below.

# WILTSHIRE COUNCIL PLAYING PITCH ASSESSMENT REPORT

Table 4.9: Summary of current fixed net training facilities

Site ID	Site	Analysis area	Training facility	Quality
15	Archers Gate Centenary Pavilion	Stonehenge	1 x lane facility	Standard
18	Avebury Sports Field	Marlborough	2 x lane facility	Standard
31	Beversbrook Sports Facility	Calne	3 x lane facility	Standard
32	Biddestone Village Hall	Chippenham & Villages	2 x lane facility	Standard
32	Biddestone Village Hall	Chippenham & Villages	2 x lane facility	Poor
48	Bratton Recreation Ground	Westbury	1 x lane facility	Standard
57	Burbage & Easton Royal Sports Club	Pewsey	2 x lane facility	Standard
64	Chalke Valley Sports Centre	South West Wiltshire	1 x lane facility	Standard
71	Chippenham Rugby Club	Chippenham & Villages	2 x lane facility	Poor
72	Chippenham Sports Club	Chippenham & Villages	3 x lane facility	Standard
82	Collingbourne Ducis Recreation Ground	Tidworth	2 x lane facility	Poor
84	Coronation Field (Farley)	Southern Wiltshire	1 x lane facility	Standard
85	Corsham Cricket Club	Corsham	3 x lane facility	Standard
91	Cricklade Cricket Club	Royal Wootton Bassett & Cricklade	2 x lane facility	Standard
104	Devizes Sports Club	Devizes	2 x lane facility	Poor
118	Erlestoke & Coulston Cricket Club	Devizes	1 x lane facility	Poor
130	Gerard Buxton Sports Ground	Royal Wootton Bassett & Cricklade	3 x lane facility	Good
131	Goatacre Cricket Club	Calne	2 x lane facility	Standard
134	Great Bedwyn Cricket Club	Pewsey	1 x lane facility	Standard
140	Grittleton Cricket Ground	Chippenham & Villages	1 x lane facility	Poor
166	Kilminster & Stourton Cricket Club	South West Wiltshire	2 x lane facility	Poor
167	King George V Playing Field (Lower Chute)	Tidworth	1 x lane facility	Standard
178	Langford Recreation Ground	South West Wiltshire	2 x lane facility	Poor
186	Leighton Recreation Centre	Westbury	2 x lane facility	Standard
198	Marlborough Cricket Club	Marlborough	2 x lane facility	Standard
204	Melksham House	Melksham	2 x lane facility	Good
241	Potterne Cricket Club (The Grove)	Devizes	3 x lane facility	Standard
251	Ramsbury Recreation Centre	Marlborough	1 x lane facility	Standard
254	Redlynch Recreation Ground	Southern Wiltshire	2 x lane facility	Good
258	Salisbury & South Wilts Sports Club	Salisbury	3 x lane facility	Good
284	Southwick Playing Field	Trowbridge	1 x lane facility	Standard
285	Spaniels Bridge	Devizes	3 x lane facility	Standard
317	Sutton Benger Recreation Ground	Chippenham & Villages	2 x lane facility	Standard
327	The Downs	Bradford-on-Avon	1 x lane facility	Good
331	The Green	Chippenham & Villages	1 x lane facility	Poor
341	The Worthies	Malmesbury	2 x lane facility	Poor

# WILTSHIRE COUNCIL PLAYING PITCH ASSESSMENT REPORT

Site ID	Site	Analysis area	Training facility	Quality
348	Urchfont Village Cricket Club	Devizes	2 x lane facility	Good
395	Chalke Valley Cricket Club	South West Wiltshire	1 x lane facility	Standard
396	Sherston Magna Cricket Ground	Malmesbury	2 x lane facility	Standard
397	Trowbridge Cricket Club	Trowbridge	3 x lane facility	Good

Chippenham CC reports that its nets were laid in 2004. The Club highlights that there is a need to refurbish the provision as the surface has become uneven over time. This is a project which the Club is currently raising funds towards.

Box CC currently has no fixed net provision at Box Recreation Ground. However, the Club aspires to have such provision installed onsite to support training demand and take further pressures off the square. In addition, Wilcot CC is in a similar position and also aspires to develop fixed net provision on site at Sir Phillip Dunn Memorial Ground. Similarly, Bradford on Avon CC aspires to build fixed net provision at Culver Close Playing Field.

Clubs which do not currently have fixed net facilities at their sites generally make use of mobile nets, with these able to be used for practice utilising an NTP and/or a grass practice wicket on relevant squares.

#### 4.3: Demand

There are 70 clubs in Wiltshire which collectively provide 324 teams. This equates to 205 senior men's, 19 senior women's, 91 junior boys' teams and nine junior girls' teams.

Table 4.10: Summary of teams by club

Club	Analysis area	No. of senior male teams	No. of senior female teams	No. of junior boys' teams	No. of junior girls' teams
Allington CC	Chippenham & Villages	3	-	-	-
Amesbury CC	Stonehenge	2	-	-	-
Ashton Keynes CC	Malmesbury	1	-	-	-
Avebury CC	Marlborough	4	-	2	2
Avon Valley CC	Pewsey	1	-	-	-
Beehive Southwick CC	Trowbridge	3	-	-	-
Biddestone CC	Chippenham & Villages	5	-	4	-
Bishops Cannings CC	Devizes	1	-	-	-
Box CC	Corsham	4	2	-	-
Bradford-on-Avon CC	Bradford-on-Avon	3	-	5	-
Bratton CC	Westbury	1	-	-	-
Broughton Gifford CC	Melksham	1	-	-	-
Burbage & Easton Royal CC	Pewsey	5	-	3	1
Calne CC	Calne	5	1	2	-
Chalke Valley CC	South West Wiltshire	3	-	2	-
Charlton CC	Malmesbury	1	-	-	-
Chilmark CC	South West Wiltshire	2	-	-	-
Chippenham CC	Chippenham & Villages	9	1	5	2
Christian Malford CC	Chippenham & Villages	3	-	-	-

# WILTSHIRE COUNCIL PLAYING PITCH ASSESSMENT REPORT

Club	Analysis area	No. of senior male teams	No. of senior female teams	No. of junior boys' teams	No. of junior girls' teams
Chute CC	Tidworth	1	-	-	-
Collingbourne CC	Tidworth	4	1	-	-
Corsham CC	Corsham	7	-	9	-
Corsley CC	Warminster	1	-	-	-
Cricklade CC	Royal Wootton Bassett & Cricklade	3	-	3	-
Devizes CC	Devizes	4	1	-	-
Dinton CC	South West Wiltshire	3	-	-	-
Erlestoke & Coulston CC	Devizes	2	-	-	-
Farley CC	Southern Wiltshire	3	1	2	-
Fonthill Park CC	South West Wiltshire	2	-	-	-
Goatacre CC	Calne	7	-	3	-
Great Bedwyn CC	Pewsey	1	-	-	-
Great Durnford CC	Stonehenge	1	-	-	-
Grittleton CC	Chippenham & Villages	1	-	-	-
Harnham CC	Salisbury	1	1	1	-
Heytesbury & Sutton Veny CC	Warminster	1	1	2	-
Horningsham CC	Warminster	1	-	-	-
Keevil CC	Melksham	2	-	-	-
Kennet Valley CC	Marlborough	1	-	-	-
Kilmington & Stourton CC	South West Wiltshire	4	-	3	-
Lacock CC	Corsham	2	-	-	-
Langley Burrell CC	Chippenham & Villages	1	-	-	-
Lydiard Millicent CC	Royal Wootton Bassett & Cricklade	1	-	-	-
Malmesbury CC	Malmesbury	3	1	3	-
Marlborough CC	Marlborough	5	-	2	-
Melksham CC	Melksham	4	-	-	-
Mere CC	South West Wiltshire	2	-	-	-
Oaksey CC	Malmesbury	1	-	-	-
Potterne CC	Devizes	8	1	3	2
Poulshot CC	Devizes	1	-	-	-
Purton CC	Royal Wootton Bassett & Cricklade	4	-	3	-
Ramsbury CC	Marlborough	2	-	-	-
Redlynch & Hale CC	Southern Wiltshire	4	1	3	-
Royal Wootton Bassett CC	Royal Wootton Bassett & Cricklade	6	1	3	-
Shalbourne CC	Pewsey	1	-	-	-
Sherston Magna CC	Malmesbury	2	1	3	-
Shrewton CC	Stonehenge	5	-	2	-
South Wilts CC	Salisbury	5	1	7	2
Spye Park CC	Devizes	2	-	-	-
Steeple Langford CC	South West Wiltshire	3	-	-	-
Sutton Benger CC	Chippenham & Villages	2	-	-	-
Trowbridge CC	Trowbridge	5	-	2	-

## WILTSHIRE COUNCIL PLAYING PITCH ASSESSMENT REPORT

Club	Analysis area	No. of senior male teams	No. of senior female teams	No. of junior boys' teams	No. of junior girls' teams
Urchfont Village CC	Devizes	2	-	-	-
Warminster CC	Warminster	5	-	-	-
Westbury & District CC	Westbury	4	2	3	-
White Horse CC	Royal Wootton Bassett & Cricklade	2	-	-	-
Whiteparish CC	Southern Wiltshire	3	1	-	-
Whitley CC	Melksham	1	-	-	-
Wilcot CC	Pewsey	2	-	2	-
Winsley CC	Bradford-on-Avon	7	1	6	-
Winterbourne CC	Southern Wiltshire	3	-	3	-
-	<b>Total</b>	<b>205</b>	<b>19</b>	<b>91</b>	<b>9</b>

The largest club in the authority is Chippenham CC with 17 teams.

As seen in the table below, most teams are based in the Chippenham & Villages Analysis Area (36 teams) as this caters for two of the largest clubs in Wiltshire (Biddestone CC and Chippenham CC). The fewest number of teams are found in the Tidworth Analysis Area (six teams), followed by the Melksham Analysis Area (eight teams).

Table 4.11: Summary of competitive teams by analysis area

Area number	Analysis area	No. of senior mens teams	No. of senior women teams	No. of junior boys' teams	No. of junior girls' teams	Total
1	Stonehenge	8	-	2	-	10
2	Bradford-on-Avon	10	1	11	-	22
3	Calne	12	1	5	-	18
4	Chippenham & Villages	24	1	9	2	36
5	Corsham	13	2	9	-	24
6	Devizes	20	2	3	2	27
7	Malmesbury	8	2	6	-	16
8	Marlborough	12	-	4	2	18
9	Melksham	8	-	-	-	8
10	Pewsey	10	-	5	1	16
11	Royal Wootton Bassett & Cricklade	16	1	9	-	26
12	Salisbury	6	2	8	2	18
13	South West Wiltshire	20	-	5	-	25
14	Southern Wiltshire	12	3	8	-	23
15	Tidworth	5	1	-	-	6
16	Trowbridge	8	-	2	-	10
17	Warminster	8	1	2	-	11
18	Westbury	5	2	3	-	10
-	<b>Total</b>	<b>205</b>	<b>19</b>	<b>91</b>	<b>9</b>	<b>324</b>

# WILTSHIRE COUNCIL

## PLAYING PITCH ASSESSMENT REPORT

---

### ***Unmet/latent demand***

No unmet or latent demand has been identified via the consultation process. This means that no responding believe that a lack of facilities is preventing demand from being fielded.

### ***Imported/exported demand***

Swindon CC travels from Swindon and utilises two sites within Wiltshire. The Club uses Chestnut Springs Playing Field which is the home ground for its two teams on Saturday afternoons, whilst also utilising Ramsbury Recreation Centre for one team. However, this team does not utilise the grass wickets onsite and instead uses the NTP.

In addition, Swindon Super Strikers CC also import demand to Devizes Cricket Club. The Club shares the second ground on site on Saturday afternoons with Devizes CC third team.

Conversely, Marlborough CC currently exports its fourth team to a ground located behind the Walker Logistics warehouses (RG17 7TJ) in West Berkshire. The square has three grass wickets and is accompanied by a small pavilion.

Similarly, Redlynch & Hale CC exports demand for its third team, with the Club travelling to New Forest where it accesses a site known as Hatchett Green (SP6 2NE). This has a five wicket square, with changing facilities available within Hale Village Hall.

Winsley CC exports demand for both its third and fourth team to the University of Bath Sulis Club (BA2 7AU) which is located in Bath & North East Somerset.

### ***Additional activity***

The ECB is currently running a number of initiatives across the Country which results in additional cricket demand and use of cricket facilities. Whilst these do not generally utilise grass wickets, they can impact upon availability when sessions are being held due to use of cricket outfield, making squares unusable for matches during these periods. This can mean no availability on one or two nights a week.

### ***All Stars cricket***

In partnership with the ECB and Chance to Shine cricket clubs in Wiltshire can register to become an ECB All Stars Cricket Centre. Once registered, a club can deliver the programme which aims to introduce cricket to children aged from five to eight. Subsequently, this may lead to increased interest and demand for junior cricket at clubs. The programme seeks to achieve the following aims:

- ◀ Increase cricket activity for five to eight year olds in the school and club environment.
- ◀ Develop consistency of message in both settings to aid transition.
- ◀ Improve generic movement skills for children, using cricket as the vehicle.
- ◀ Make it easier for new volunteers to support and deliver in the club environment.
- ◀ Use fun small sided games to enthuse new children and volunteers to follow and play the game.

There are 33 clubs in Wiltshire involved in All Stars (see Table 4.12).

# WILTSHIRE COUNCIL PLAYING PITCH ASSESSMENT REPORT

## *Dynamos cricket*

A key development area for the ECB in delivering on the outcomes of 'Inspiring Generations' will be the Dynamos programme for 8-11 year olds which originally aimed to launch in 2020. It plans on building on the significant growth of the All Stars Cricket programme for 5-8 year olds and will develop the pathway to retain juniors progressing from All Stars into Dynamos.

Where All Stars seeks to engage children in cricket activity and learning the skills, Dynamos seeks to engage children in learning how to play, introducing a modified soft ball format as competitive progression with a view to eventual transition through to hardball cricket. The programme will be strongly linked to The Hundred, a new short format competition which launched in 2021.

There are 28 clubs in Wiltshire involved in Dynamos, as shown in the table below.

*Table 4.12: Summary of Wiltshire All Stars and Dynamos participation*

Site ID	Site	Club/organisation	All Stars	2023 sign ups	Dynamos	2023 sign ups
18	Avebury Sports Field	Avebury CC	✓	51	✓	2
31	Beversbrook Sports Facility	Calne CC	✓	26	✓	14
32	Biddestone Village Hall	Biddestone CC	✓	22	-	0
43	Box Recreation Ground	Box CC	✓	9	✓	7
57	Burbage & Easton Royal Sports Club	Burbage and Easton Royal CC	✓	55	-	0
72	Chippenham Sports Club	Chippenham CC	✓	54	✓	15
84	Coronation Field (Farley)	Farley CC	✓	45	✓	2
85	Corsham Cricket Club	Corsham CC	✓	47	✓	30
91	Cricklade Cricket Club	Cricklade CC	✓	28	-	0
96	Culver Close Playing Field	Bradford on Avon CC	✓	49	✓	35
104	Devizes Sports Club	Devizes CC	✓	25	✓	13
106	Dinton Recreation Ground	Dinton CC	✓	45	✓	22
113	Duchy Manor	Mere CC	✓	20	-	0
130	Gerard Buxton Sports Ground	Royal Wootton Bassett CC	✓	39	✓	19
131	Goatacre Cricket Club	Goatacre CC	✓	12	✓	15
149	Heytesbury Park	Heytesbury and Sutton Veny CC	✓	35	✓	20
178	Langford Recreation Ground	Steeple Langford CC	✓	2	✓	2



# WILTSHIRE COUNCIL PLAYING PITCH ASSESSMENT REPORT

Site ID	Site	Club/organisation	All Stars	2023 sign ups	Dynamos	2023 sign ups
186	Leighton Recreation Centre	Westbury and District CC	✓	17	✓	10
198	Marlborough Cricket Club	Marlborough CC	✓	45	✓	23
230	Oaksey Playing Field	Oaksey CC	✓	31	✓	18
241	Potterne Cricket Club (The Grove)	Potterne CC	✓	45	✓	2
245	Purton Cricket Club	Purton CC	✓	50	✓	31
251	Ramsbury Recreation Centre	Ramsbury CC	✓	38	✓	30
254	Redlynch Recreation Ground	Redlynch and Hale CC	✓	32	✓	4
277	Shrewton Recreation Ground	Shrewton CC	✓	11	✓	13
317	Sutton Benger Recreation Ground	Sutton Benger CC	✓	15	✓	13
327	The Downs	Winsley CC	✓	50	✓	34
341	The Worthies	Malmesbury CC	✓	19	✓	11
353	Warminster Cricket Club	Warminster CC	✓	97	✓	47
371	Whiteparish Memorial Ground	Whiteparish CC	✓	26	✓	29
393	Portway	Winterbourne CC	✓	41	✓	29
395	Chalke Valley Cricket Club	Chalke Valley CC	✓	24	-	0
397	Trowbridge Cricket Club	Trowbridge CC	✓	25	✓	24
-	-	<b>Total</b>	-	<b>1,130</b>	-	<b>512</b>

## *Women's cricket*

Women's softball is an ECB initiative aimed at women and girls with the aim to increase participation in cricket as a sport. The aim of softball cricket sections is enjoyment and participation, without pads, a hardball, a heavy bat and with limited rules. Sessions are played on the outfield and follow a festival format with each session running for a maximum of two and half hours, shorter than traditional formats.

In addition to this, a number of club's also offer both women's hardball and softball training away from the initiative. The growth of women's and girls' cricket has taken a positive increase in recent years, however the need for further facilities to enable the continued growth is likely to be required in the coming years alongside that of the men's and junior games both midweek and at weekends.

## WILTSHIRE COUNCIL PLAYING PITCH ASSESSMENT REPORT

---

At present in Wiltshire, the following 20 clubs are captured as currently accommodating either women's softball or hardball cricket at their respective sites:

- ◀ Box CC
- ◀ Calne CC
- ◀ Chippenham CC
- ◀ Collingbourne CC
- ◀ Devizes CC
- ◀ Farley CC
- ◀ Harnham CC
- ◀ Heytesbury & Sutton Veny CC
- ◀ Malmesbury CC
- ◀ Marshfield CC
- ◀ Melksham CC
- ◀ Potterne CC
- ◀ Redlynch & Hale CC
- ◀ Royal Wootton Bassett CC
- ◀ Trowbridge CC
- ◀ Urchfont Village CC
- ◀ Warminster CC
- ◀ Westbury & District CC
- ◀ Whiteparish CC
- ◀ Winsley CC

### *Wiltshire Cricket (National Counties, women's and age groups)*

Wiltshire Cricket runs a number of teams, with its First XI being a member of the National Counties set up. It also runs a full county boys age group section and a women's and county girls age group section as well as a senior's section. The First XI plays in three competitive National Counties competitions across Three day, One Day and T20 cricket. It should be noted that there is limited number of sites within the authority which meet the ground requirements, both on field and off field to be able to host this level of cricket.

The boy's county age group section includes teams within each age group from U10-U18 level, in addition to development teams in the U10-U15 age groups and a Second XI which helps bridge the gap from U18 to First XI cricket. The women's and county girls age group section includes a women's First XI and age group teams at U18, U15, U13 and U11 level, whilst the senior section comprises of men's Over 50s, Over 60s and Over 70s teams and a women's senior team. It should be noted that there is increasing difficulty in Wiltshire Cricket finding enough grounds for the volume of age group cricket that the county teams are playing. This leads to added games on squares and in turn less capacity for club's.

All teams play both friendly and competitive fixtures on a yearly basis within the National Counties and ECB cricket programmes, utilising facilities and squares across the County for fixtures and training. The following sites within Wiltshire are accessed:

- ◀ Avebury Sports Field
- ◀ Biddestone Village Hall
- ◀ Bratton Recreation Ground
- ◀ Burbage & Easton Royal Sports Club
- ◀ Chippenham Sports Club
- ◀ Coronation Field (Farley)
- ◀ Corsham Cricket Club
- ◀ Dauntsey's School
- ◀ Erlestoke & Coulston Cricket Club

# WILTSHIRE COUNCIL PLAYING PITCH ASSESSMENT REPORT

- ◀ Gerard Buxton Sports Ground
- ◀ Goatacre Cricket Club
- ◀ Langford Recreation Ground
- ◀ Leighton Recreation Centre
- ◀ Manor Lane
- ◀ Marlborough College
- ◀ Marlborough Cricket Club
- ◀ Melksham House
- ◀ Potterne Cricket Club (The Grove)
- ◀ Purton Cricket Club
- ◀ Redlynch Recreation Ground
- ◀ Salisbury & South Wilts Sports Club
- ◀ Sherston Magna Cricket Ground
- ◀ Spaniels Bridge
- ◀ Spye Park Cricket Club
- ◀ Stop Lane
- ◀ The Green
- ◀ The Worthies
- ◀ Trowbridge Cricket Club
- ◀ Urchfont Village Cricket Club
- ◀ Warminster Cricket Club

## **Future demand**

Future demand can be defined via several ways, including through participation increases and by using population forecasts. In addition, the proceeding Strategy & Action Plan document will contain housing growth scenarios that will estimate additional demand that could arise from developments across Wiltshire.

## *Population forecasts*

For population projections, Sport England's Playing Pitch Calculator can estimate the likely additional demand for grass wicket cricket squares that will arise from forecasted growth. This uses the current population within each relevant age group together with current participation levels to establish team generation rates that are applied to future population projections.

Using the above, it is predicted in Wiltshire that there will be a growth of ten senior men's and four junior boys' teams to 2038 (the date selected to align the PPS with the Council's Local Plan). This is shown in the table below. For reference total current population of 510,127 will increase to 544,419 by 2038.

*Table 4.13: Authority wide team generation rates*

Age group	Team generation rate	No. of new teams generated by the new population	No. of new teams generated by the new population - rounded figure	Peak time for population	Average games for age group	Match equivalent session per season
Men (18-55yrs)	1:571	<b>11.33</b>	11	Saturday	10	110
Women (18-55yrs)	1:5,895	<b>1.07</b>	1	Sunday	5	5
Boys (7-18yrs)	1:431	<b>5.13</b>	5	Midweek	6	30
Girls (7-18yrs)	1:4,177	<b>0.51</b>	0	Midweek	6	0

# WILTSHIRE COUNCIL

## PLAYING PITCH ASSESSMENT REPORT

When team generation rates are applied on an analysis area level, this results in growth of only three additional men's teams, with one forecast in each of the Chippenham & Villages, Devizes and South West Wiltshire analysis areas. No women's or junior boys' teams are predicted via this approach as it is instead deemed likely that the level of increase will be absorbed into existing squads at established clubs.

Notwithstanding the above, it is important to acknowledge that there are plans and strategies in place to increase the number of teams at some formats beyond what current trends and population changes would suggest. For example, consultation with the ECB suggests that further development of women and girl's participation in cricket in Wiltshire is likely as it is currently a national priority, despite no growth being forecasted via team generation rates. This also applies to potential increased growth in junior cricket, linked to the abovementioned All Stars and Dynamos initiatives.

In addition, the ECB's media rights deal includes a continuation of its relationship with Sky Sports, up to 2028. This now extends beyond broadcasting and is a partnership which will secure significant investment and a commitment to increase participation and drive engagement. This could therefore boost demand to levels in excess of those anticipated through the PPS, meaning the impact should be reviewed over coming years.

Furthermore, the demand identified is based solely upon current levels of formal demand from community-based cricket clubs and does not capture informal or recreational activity.

### *Participation increases*

Of the responding clubs, 17 indicate aspirations to increase levels of participation through the creation of new teams. This equates to a total aspirational growth of 28 teams, equating to six senior men's, eight senior women', 13 junior boys and two junior girls' teams.

*Table 4.14: Future demand aspirations expressed by club*

Club	Analysis area	Senior men	Senior women	Junior boys	Junior girls
Avebury CC	Marlborough	-	1	-	-
Biddestone CC	Chippenham & Villages	1	-	-	-
Bratton CC	Westbury	1	-	1	-
Chippenham CC	Chippenham & Villages	-	1	1	-
Corsham CC	Corsham	-	1	-	-
Collingbourne CC	Tidworth	-	-	2	-
Devizes CC	Devizes	1	1	2	-
Farley CC	Southern Wiltshire	-	-	1	-
Goateacre CC	Calne	-	1	1	-
Heytesbury & Sutton Veny CC	Warminster	1	-	1	-
Melksham CC	Melksham	-	1	1	-
Potterne CC	Devizes	-	-	-	1
Redlynch & Hale CC	Southern Wiltshire	-	1	1	-
Shrewton CC	Stonehenge	1	1	-	-
Steeple Langford CC	South West Wiltshire	-	-	1	1

# WILTSHIRE COUNCIL PLAYING PITCH ASSESSMENT REPORT

Club	Analysis area	Senior men	Senior women	Junior boys	Junior girls
Westbury & District CC	Westbury	1	-	-	-
Wilcot CC	Pewsey	-	-	1	-
-	<b>Total</b>	<b>6</b>	<b>8</b>	<b>13</b>	<b>2</b>

## *Future demand summary*

In the supply and demand analysis at the end of this section of the report, it is considered unfeasible for all future demand to be factored in. This is because it is likely that club aspirations will absorb the future demand identified through population growth, rather than them being judged separately and therefore double counted. As such, only demand identified through population growth is taken forward, with club demand considered to be more theoretical and aspirational.

Notwithstanding the above, the proceeding Strategy & Action Plan document will contain a scenario that will consider the impact if club aspirations are also realised.

## **4.4: Capacity analysis**

Capacity analysis for cricket is measured on a seasonal rather than a weekly basis. This is due to playability (as only one match is generally played per square per day at weekends or weekday evening) and because wickets are rotated throughout the season to reduce wear and tear and to allow for repair.

The capacity of a square to accommodate matches is driven by the number and quality of wickets. This section of the report therefore presents the current pitch stock available for cricket and illustrates the number of competitive match equivalent sessions per season per square that is available and that currently takes place.

For good quality squares, capacity is considered to be five matches per grass wicket per season, whilst for a standard quality square, capacity is four matches per wicket per season. For poor quality squares, no capacity is considered to exist as such provision is not deemed safe for play.

The number of matches played by each team has been derived from consultation with the clubs. Where the level of play was not made clear through the consultation process, an assumption has been made that all senior teams play between ten and 12 home matches per year and all junior teams play between four and eight matches per year depending on their age and level of competition.

The above is used to allocate capacity ratings as follows:

<b>Potential capacity</b>	Play is below the level the site could sustain
<b>At capacity</b>	Play matches the level the site can sustain
<b>Overused</b>	Play exceeds the level the site can sustain

Please note that non-turf wickets have been discounted from the table overleaf. No non-turf wicket squares are recorded as accommodating more than 60 matches per season; therefore, all non-turf wickets are considered to have spare capacity. This generally translates to actual spare capacity for junior cricket as peak time is midweek, whereby non-turf wickets are more commonly used and where matches can be played on a variety of days. However, this is not the case where midweek demand is particularly high, with capacity still limited due to general site usage.

# WILTSHIRE COUNCIL

## PLAYING PITCH ASSESSMENT REPORT

In addition, the capacity analysis assumes that all clubs rotate their wickets evenly. However, this may not be the case at all sites, with central wickets potentially used more commonly than outer wickets that are closer to a boundary, especially for senior matches. The idea is to showcase what the capacity is or could be if best practice is followed for the whole square, rather than doing it on a wicket-by-wicket basis.

### **Peak time demand**

An analysis of match play identifies that peak time demand for senior cricket in Wiltshire is Saturday, although a good proportion of teams are also fielded on a Sunday, including senior women's teams, as well as midweek in shorter formats of the game. In addition, peak time is midweek for junior cricket, albeit that some Sunday cricket is also recorded.

Based on the above, capacity across Saturday's, Sunday's and midweek requires consideration, which the following analysis looks to provide. This involves factoring in the overall capacity level at each site and current usage levels across each relevant period.

### **Education usage**

Whilst only few available squares based at schools currently have any recorded community use, it must be recognised that the majority do cater for curricular and extra-curricular activity, especially at those with a relatively strong cricket programme. At such sites, internal usage leaves little capacity remaining for any external access, with this demand therefore built into the below analysis.

### **Spare capacity**

The table below explains the difference between the potential spare capacity referenced in Table 4:16 and the actual spare capacity identified in the final three columns (Saturday, Sunday and midweek).

*Table 4.15: Spare capacity examples*

Potential spare capacity in peak period (examples)	Explanation of spare capacity
No	If the cell has a "no" it means that the pitch is played to capacity within this period and therefore cannot accommodate any further demand.
Yes	If the cell has a "yes" that is not highlighted it means there is spare capacity to accommodate further demand within this designated peak period; however, this is discounted due to unsecure tenure, poor pitch quality, the pitch not being available for community use or the pitch already being played to capacity or being overplayed so it cannot accommodate any additional demand.
Yes	If the cell has a "yes" and is also highlighted in green it means there is actual available spare capacity within this peak period which can be utilised.

**WILTSHIRE COUNCIL  
PLAYING PITCH ASSESSMENT REPORT**

Table 4.16: Capacity analysis of grass cricket squares across Wiltshire

Site ID	Site name	Analysis area	Users	Available for community use?	Security of tenure	No. of squares	Square quality	No. of grass wickets	Capacity (Sessions per season)	Actual play (Sessions per season)	Capacity rating (sessions per season)	Potential spare capacity for senior cricket? (Saturday)	Potential spare capacity for senior cricket? (Sunday)	Potential spare capacity for junior cricket? (Midweek)
4	Alexander Memorial Field	Warminster	Heytesbury and Sutton Veny CC	Yes	Secure	1	Good	10	50	0	50	Yes	Yes	Yes
15	Archers Gate Centenary Pavilion	Stonehenge	Amesbury CC	Yes	Secure	1	Good	9	45	14	31	Yes	Yes	Yes
18	Avebury Sports Field	Marlborough	Avebury CC Wiltshire CCC	Yes	Secure	1	Good	11	55	46	9	No	Yes	Yes
31	Beverbrook Sports Facility	Calne	Calne CC	Yes	Secure	1	Good	9	45	45	0	No	Yes	Yes
32	Biddestone Village Hall	Chippenham & Villages	Biddlestone CC Wiltshire CCC	Yes	Unsecure	1	Standard	12	48	55	7	No	Yes	Yes
32	Biddestone Village Hall	Chippenham & Villages	Biddlestone CC	Yes	Unsecure	1	Standard	8	32	35	3	Yes	Yes	Yes
43	Box Recreation Ground	Corsham	Box CC	Yes	Secure	1	Standard	8	32	28	4	No	No	Yes
47	Bradstone Sports Field	Malmesbury	Ashton Keynes CC	Yes	Secure	1	Good	10	50	10	40	Yes	Yes	Yes
48	Bratton Recreation Ground	Westbury	Bratton CC Trowbridge CC Wiltshire CCC	Yes	Secure	1	Good	5	25	28	3	No	Yes	Yes
55	Broughton Gifford Common	Melksham	Broughton Gifford CC	Yes	Secure	1	Standard	7	28	16	12	Yes	Yes	Yes
57	Burbage & Easton Royal Sports Club	Pewsey	Burbage & Easton Royal CC Wiltshire CCC	Yes	Secure	1	Good	10	50	48	2	No	Yes	Yes
57	Burbage & Easton Royal Sports Club	Pewsey	Burbage & Easton Royal CC	Yes	Secure	1	Good	6	30	26	4	Yes	Yes	Yes
66	Charlton Village Hall & Playing Field	Malmesbury	Charlton CC	Yes	Secure	1	Standard	5	20	8	12	Yes	Yes	Yes
69	Chestnut Springs Playing Field	Royal Wootton Bassett & Cricklade	Lydiard CC Swindon CC (Imported)	Yes	Secure	1	Good	5	25	26	1	No	Yes	Yes
71	Chippenham Rugby Club	Chippenham & Villages	Allington CC	Yes	Secure	1	Good	10	50	22	28	No	Yes	Yes
72	Chippenham Sports Club	Chippenham & Villages	Chippenham CC Wiltshire CCC	Yes	Secure	1	Standard	16	64	94	30	No	Yes	No
82	Collingbourne Ducis Recreation Ground	Tidworth	Collingbourne CC	Yes	Secure	1	Standard	7	28	51	23	No	No	Yes
84	Coronation Field (Farley)	Southern Wiltshire	Farley CC Wiltshire CCC	Yes	Secure	1	Good	8	40	33	7	No	No	Yes
85	Corsham Cricket Club	Corsham	Corsham CC Wiltshire CCC	Yes	Secure	1	Good	13	65	87	22	No	Yes	No
91	Cricklade Cricket Club	Royal Wootton Bassett & Cricklade	Cricklade CC	Yes	Secure	1	Good	10	50	50	0	No	Yes	Yes

**WILTSHIRE COUNCIL  
PLAYING PITCH ASSESSMENT REPORT**

Site ID	Site name	Analysis area	Users	Available for community use?	Security of tenure	No. of squares	Square quality	No. of grass wickets	Capacity (Sessions per season)	Actual play (Sessions per season)	Capacity rating (sessions per season)	Potential spare capacity for senior cricket? (Saturday)	Potential spare capacity for senior cricket? (Sunday)	Potential spare capacity for junior cricket? (Midweek)
96	Culver Close Playing Field	Bradford-on-Avon	Bradford on Avon CC	Yes	Secure	1	Good	9	45	62	17	No	Yes	No
104	Devizes Sports Club	Devizes	Devizes CC	Yes	Secure	1	Good	14	70	31	39	No	Yes	Yes
104	Devizes Sports Club	Devizes	Devizes CC Swindon Super Strikers CC (Imported)	Yes	Secure	1	Standard	4	16	17	1	No	Yes	Yes
106	Dinton Recreation Ground	South West Wiltshire	Dinton CC	Yes	Secure	1	Good	8	40	21	19	Yes	Yes	Yes
113	Duchy Manor	South West Wiltshire	Mere CC Kilminster & Stourton CC	Yes	Secure	1	Standard	9	36	23	13	Yes	Yes	Yes
118	Erlestoke & Coulston Cricket Club	Devizes	Erlestoke and Coulston CC	Yes	Secure	1	Good	10	50	16	34	Yes	Yes	Yes
130	Gerard Buxton Sports Ground	Royal Wootton Bassett & Cricklade	Royal Wootton Bassett CC Wiltshire CCC	Yes	Secure	1	Good	14	70	71	1	No	Yes	Yes
130	Gerard Buxton Sports Ground	Royal Wootton Bassett & Cricklade	Royal Wootton Bassett CC	Yes	Secure	1	Standard	6	24	22	2	No	Yes	Yes
131	Goatacre Cricket Club	Calne	Goatacre CC Wiltshire CCC	Yes	Secure	1	Good	10	50	52	2	No	Yes	Yes
132	Goatacre Recreation Ground	Calne	Goatacre CC	Yes	Secure	1	Good	5	25	31	6	No	Yes	Yes
134	Great Bedwyn Cricket Club	Pewsey	Great Bedwyn CC	Yes	Secure	1	Good	8	40	12	28	Yes	Yes	Yes
140	Grittleton Cricket Ground	Chippenham & Villages	Grittleton CC	Yes	Secure	1	Good	7	35	8	27	Yes	Yes	Yes
146	Harnham Cricket Ground	Salisbury	Harnham CC	Yes	Secure	1	Standard	8	32	12	20	Yes	Yes	Yes
149	Heytesbury Park	Warminster	Heytesbury and Sutton Veny CC	Yes	<b>Unsecure</b>	1	Good	10	50	27	23	Yes	Yes	Yes
159	Horningsham Playing Fields	Warminster	Horningsham CC	Yes	Secure	1	Good	3	15	7	8	Yes	Yes	Yes
165	Kennet Valley Village Hall & Recreation Ground	Marlborough	Kennet Valley CC	Yes	<b>Unsecure</b>	1	Standard	6	24	4	20	Yes	Yes	Yes
166	Kilminster And Stourton Cricket Club	South West Wiltshire	Kilminster & Stourton CC	Yes	Secure	1	Good	10	50	37	13	No	Yes	Yes
167	King George V Playing Field (Lower Chute)	Tidworth	Chute CC	Yes	Secure	1	Standard	8	32	11	21	Yes	Yes	Yes
175	Lacock Recreation Ground	Corsham	Lacock CC	Yes	Secure	1	Standard	6	24	17	7	No	Yes	Yes
176	Land Warfare Centre	Warminster	Warminster CC MOD	Yes	Secure	1	Good	6	30	18	12	Yes	Yes	Yes
178	Langford Recreation Ground	South West Wiltshire	Steeple Langford CC Wiltshire CCC	Yes	Secure	1	Good	12	60	24	36	No	Yes	Yes
179	Langley Burrell Playing Pitch	Chippenham & Villages	Langley Burrell CC	Yes	Secure	1	Standard	6	24	4	20	Yes	Yes	Yes



**WILTSHIRE COUNCIL  
PLAYING PITCH ASSESSMENT REPORT**

Site ID	Site name	Analysis area	Users	Available for community use?	Security of tenure	No. of squares	Square quality	No. of grass wickets	Capacity (Sessions per season)	Actual play (Sessions per season)	Capacity rating (sessions per season)	Potential spare capacity for senior cricket? (Saturday)	Potential spare capacity for senior cricket? (Sunday)	Potential spare capacity for junior cricket? (Midweek)
186	Leighton Recreation Centre	Westbury	Westbury & District CC Wiltshire CCC	Yes	Secure	1	Good	12	60	69	9	No	No	Yes
198	Marlborough Cricket Club	Marlborough	Marlborough CC Wiltshire CCC	Yes	Secure	1	Good	14	70	41	29	No	Yes	Yes
204	Melksham House	Melksham	Melksham CC Wiltshire CCC	Yes	Secure	1	Good	10	50	33	17	No	Yes	Yes
209	Minal Cricket Club & Sports Field	Marlborough	Marlborough CC	Yes	Secure	1	Good	6	30	8	22	Yes	Yes	Yes
230	Oaksey Playing Field	Malmesbury	Oaksey CC	Yes	Secure	1	Standard	7	28	10	18	Yes	Yes	Yes
241	Potterne Cricket Club (The Grove)	Devizes	Potterne CC Wiltshire CCC	Yes	Secure	1	Good	10	50	68	18	No	No	Yes
245	Purton Cricket Club	Royal Wootton Bassett & Cricklade	Purton CC Wiltshire CCC	Yes	Secure	1	Standard	13	65	55	10	No	Yes	Yes
251	Ramsbury Recreation Centre	Marlborough	Ramsbury CC Swindon CC (Imported)	Yes	Secure	1	Good	6	30	18	12	No	Yes	Yes
254	Redlynch Recreation Ground	Southern Wiltshire	Redlynch & Hale CC	Yes	Secure	1	Standard	14	56	46	10	No	Yes	Yes
258	Salisbury & South Wilts Sports Club	Salisbury	South Wilts CC Wiltshire CCC	Yes	Secure	1	Good	14	70	73	3	No	Yes	Yes
258	Salisbury & South Wilts Sports Club	Salisbury	South Wilts CC	Yes	Secure	1	Good	10	50	50	0	No	Yes	Yes
274	Shalbourne Recreation Ground	Pewsey	Shalbourne CC	Yes	Secure	1	Good	5	25	4	21	Yes	Yes	Yes
276	Sheldon School	Chippenham & Villages	Chippenham CC	Yes	<b>Unsecure</b>	1	Standard	4	16	21	5	No	Yes	Yes
277	Shrewton Recreation Ground	Stonehenge	Shrewton CC	Yes	Secure	1	Good	9	45	38	7	No	Yes	Yes
284	Southwick Playing Field	Trowbridge	Beehive Southwick CC	Yes	Secure	1	Good	10	50	18	32	No	Yes	Yes
285	Spaniels Bridge	Devizes	Bishops Canning CC Potterne CC Wiltshire CCC	Yes	Secure	1	Standard	11	44	65	21	No	Yes	Yes
288	Spye Park Cricket Club	Devizes	Spye Park CC Wiltshire CCC	Yes	Secure	1	Good	10	50	20	30	Yes	Yes	Yes
317	Sutton Benger Recreation Ground	Chippenham & Villages	Sutton Benger CC	Yes	Secure	1	Standard	5	20	14	6	Yes	Yes	Yes
326	The Corsley War Memorial Playing Field	Warminster	Corsley CC	Yes	Secure	1	Good	6	30	13	17	Yes	Yes	Yes
327	The Downs	Bradford-on-Avon	Winsley CC	Yes	Secure	1	Good	12	60	92	32	No	No	No
331	The Green	Chippenham & Villages	Christian Malford CC Wiltshire CCC	Yes	Secure	1	Good	7	35	17	18	Yes	Yes	Yes
341	The Worthies	Malmesbury	Malmesbury CC Wiltshire CC	Yes	Secure	1	Good	11	55	50	5	No	Yes	Yes

**WILTSHIRE COUNCIL  
PLAYING PITCH ASSESSMENT REPORT**

Site ID	Site name	Analysis area	Users	Available for community use?	Security of tenure	No. of squares	Square quality	No. of grass wickets	Capacity (Sessions per season)	Actual play (Sessions per season)	Capacity rating (sessions per season)	Potential spare capacity for senior cricket? (Saturday)	Potential spare capacity for senior cricket? (Sunday)	Potential spare capacity for junior cricket? (Midweek)
348	Urchfont Village Cricket Club	Devizes	Urchfont Village CC Potterne CC Wiltshire CCC	Yes	Secure	1	Good	11	55	41	14	Yes	Yes	Yes
353	Warminster Cricket Club	Warminster	Warminster CC Wiltshire CCC	Yes	Secure	1	Good	14	70	37	33	No	Yes	Yes
371	Whiteparish Memorial Ground	Southern Wiltshire	Whiteparish CC	Yes	Secure	1	Good	6	30	29	1	No	Yes	Yes
384	The Ground at Big Garston Field	Pewsey	Avon Valley CC	Yes	Secure	1	Standard	5	20	14	6	Yes	Yes	Yes
385	Cleeves Farm, Chilmark	South West Wiltshire	Chilmark CC	Yes	Secure	1	Standard	4	16	16	0	Yes	Yes	Yes
386	Stop Lane	South West Wiltshire	Fonthill Park CC Wiltshire CCC	Yes	<b>Unsecure</b>	1	Good	9	45	33	12	Yes	Yes	Yes
387	Great Durnford	Stonehenge	Great Dunford CC	Yes	Secure	1	Standard	8	32	8	24	Yes	Yes	Yes
388	The Manor	Melksham	Keevil CC	Yes	Secure	1	Standard	7	28	14	14	Yes	Yes	Yes
390	Manor Lane	Royal Wootton Bassett & Cricklade	White Horse CC Avebury CC Wiltshire CCC	Yes	Secure	1	Standard	8	32	28	6	No	Yes	Yes
391	Whitley Golf Club	Melksham	Whitley CC	Yes	<b>Unsecure</b>	1	Standard	6	24	9	15	Yes	Yes	Yes
392	Sir Phillip Dunn Memorial Ground	Pewsey	Wilcot CC	Yes	Secure	1	Standard	10	40	25	15	Yes	Yes	Yes
393	Portway	Southern Wiltshire	Winterbourne CC	Yes	Secure	1	Good	9	45	44	1	No	Yes	Yes
394	St Barnabas Cricket Ground	Melksham	Corsham CC	Yes	Secure	1	Good	7	35	50	15	No	Yes	Yes
395	Chalke Valley Cricket Club	South West Wiltshire	Chalke Valley CC	Yes	Secure	1	Standard	5	20	28	8	No	Yes	Yes
396	Sherston Magna Cricket Ground	Malmesbury	Shreston Magna CC	Yes	Secure	1	Standard	10	40	30	10	Yes	No	Yes
397	Trowbridge Cricket Club	Trowbridge	Trowbridge CC Wiltshire CCC	Yes	Secure	1	Good	17	85	52	33	No	Yes	Yes

# WILTSHIRE COUNCIL PLAYING PITCH ASSESSMENT REPORT

## *Actual spare capacity*

A square is only considered to have actual spare capacity if it is available for further usage during a particular peak period. Using the capacity analysis, this section considers the level of actual spare capacity available for each playing format.

Notwithstanding the above, it should be noted that the actual spare capacity on Saturdays, Sundays and during midweek should not be viewed collectively as utilising it across different days may result in overplay. For example, a site with 10 match equivalent sessions of spare capacity per season theoretically has capacity for one additional senior team and two additional junior teams; however, it does not have capacity for both. As such, this needs to be taken into consideration on a site-by-site basis as and when demand grows.

### *Saturday cricket spare capacity*

For senior men's cricket, peak time is Saturday as this is when most demand exists. As only one match can be played on each square per day, only two Saturday teams can be assigned to play home matches on one square (based on matches being played on an alternate home and away basis). As such, if a square has two Saturday teams already playing home fixtures on it, no actual spare capacity is perceived to exist for additional senior usage. If one or no teams are playing on a square on a Saturday, and it has overall capacity, actual spare capacity for senior demand is generally identified.

Furthermore, there may be situations where, although a site is highlighted as potentially able to accommodate some additional play, this should not be recorded as actual spare capacity against the site. For example, a site may be managed to operate slightly below full capacity to ensure that it can cater for a number of regular training sessions, or to protect the quality of the site. As such, no sites that are over, at, or close to capacity are considered to have actual spare capacity (at least 10 match equivalent sessions of spare capacity are required for an additional senior team to be accommodated) and neither are sites with unsecure tenure as future usage cannot be guaranteed.

Taking the above into consideration, there are 25 squares across 25 sites in Wiltshire that have potential capacity to accommodate further demand on a Saturday.

*Table 4.17: Summary of actual spare capacity for Saturday cricket*

Site ID	Site name	Analysis area	No. of squares	Capacity rating	No. of additional teams could be accommodated in the peak period	Actual spare capacity for additional teams in the peak period (match equivalent sessions)
4	Alexander Memorial Field	Warminster	1	50	2	20
15	Archers Gate Centenary Pavilion	Stonehenge	1	31	1	10
47	Bradstone Sports Field	Malmesbury	1	40	1	10
55	Broughton Gifford Common	Melksham	1	12	1	10
66	Charlton Village Hall & Playing Field	Malmesbury	1	12	1	10

## WILTSHIRE COUNCIL PLAYING PITCH ASSESSMENT REPORT

Site ID	Site name	Analysis area	No. of squares	Capacity rating	No. of additional teams could be accommodated in the peak period	Actual spare capacity for additional teams in the peak period (match equivalent sessions)
106	Dinton Recreation Ground	South West Wiltshire	1	19	1	10
113	Duchy Manor	South West Wiltshire	1	13	1	10
118	Erlestoke & Coulston Cricket Club	Devizes	1	34	1	10
134	Great Bedwyn Cricket Club	Pewsey	1	28	1	10
140	Grittleton Cricket Ground	Chippenham & Villages	1	27	2	20
146	Harnham Cricket Ground	Salisbury	1	20	10	10
167	King George V Playing Field (Lower Chute)	Tidworth	1	21	2	20
176	Land Warfare Centre	Warminster	1	12	1	10
179	Langley Burrell Playing Pitch	Chippenham & Villages	1	20	2	20
209	Minal Cricket Club & Sports Field	Marlborough	1	22	1	10
230	Oaksey Playing Field	Malmesbury	1	18	1	10
274	Shalbourne Recreation Ground	Pewsey	1	21	2	20
288	Spye Park Cricket Club	Devizes	1	30	1	10
326	The Corsley War Memorial Playing Field	Warminster	1	17	1	10
331	The Green	Chippenham & Villages	1	18	1	10
348	Urchfont Village Cricket Club	Devizes	1	14	1	10
387	Great Durnford	Stonehenge	1	24	1	10
388	The Manor	Melksham	1	14	1	10
392	Sir Phillip Dunn Memorial Ground	Pewsey	1	15	1	10
396	Sherston Magna Cricket Ground	Malmesbury	1	10	1	10

Based on this, a total of 30 additional teams can be accommodated in Wiltshire on Saturdays. This amounts to a total of 300 match equivalent sessions a season, as outlined in the table below. Spare capacity can be seen in 11 of the 18 analysis areas.

# WILTSHIRE COUNCIL PLAYING PITCH ASSESSMENT REPORT

Table 4.18: Summary of actual spare capacity for Saturday cricket by analysis area

Area number	Analysis area	No. of additional teams that could be accommodated in the peak period	Actual spare capacity for additional teams in the peak period (match equivalent sessions)
1	Stonehenge	2	20
2	Bradford-on-Avon	-	-
3	Calne	-	-
4	Chippenham & Villages	5	50
5	Corsham	-	-
6	Devizes	3	30
7	Malmesbury	4	40
8	Marlborough	1	10
9	Melksham	2	20
10	Pewsey	4	40
11	Royal Wootton Bassett & Cricklade	-	-
12	Salisbury	1	10
13	South West Wiltshire	2	20
14	Southern Wiltshire	-	-
15	Tidworth	2	20
16	Trowbridge	-	-
17	Warminster	4	40
18	Westbury	-	-
-	<b>Total</b>	<b>30</b>	<b>300</b>

## Sunday cricket spare capacity

Similar to Saturday cricket, a square on a Sunday is only considered to have actual spare capacity if it is not already used by two teams at this time, has secure tenure and is not over, at, or close to capacity. Taking this into consideration, there are 36 squares across 36 sites in Wiltshire that have potential capacity to accommodate further demand.

Table 4.19: Summary of actual spare capacity for Sunday cricket

Site ID	Site name	Analysis area	No. of squares	Capacity rating	No. of additional teams could be accommodated in the peak period	Actual spare capacity for additional teams in the peak period (match equivalent sessions)
4	Alexander Memorial Field	Warminster	1	50	2	20
15	Archers Gate Centenary Pavilion	Stonehenge	1	31	2	20
47	Bradstone Sports Field	Malmesbury	1	40	2	20
55	Broughton Gifford Common	Melksham	1	12	1	10

## WILTSHIRE COUNCIL PLAYING PITCH ASSESSMENT REPORT

Site ID	Site name	Analysis area	No. of squares	Capacity rating	No. of additional teams could be accommodated in the peak period	Actual spare capacity for additional teams in the peak period (match equivalent sessions)
66	Charlton Village Hall & Playing Field	Malmesbury	1	12	1	10
71	Chippenham Rugby Club	Chippenham & Villages	1	28	2	20
104	Devizes Sports Club	Devizes	1	39	2	20
106	Dinton Recreation Ground	South West Wiltshire	1	19	1	10
113	Duchy Manor	South West Wiltshire	1	13	1	10
118	Erlestoke & Coulston Cricket Club	Devizes	1	34	2	20
134	Great Bedwyn Cricket Club	Pewsey	1	28	2	20
140	Grittleton Cricket Ground	Chippenham & Villages	1	27	1	10
146	Harnham Cricket Ground	Sailsbury	1	20	1	10
165	Kennet Valley Village Hall & Recreation Ground	Marlborough	1	20	1	10
166	Kilmington & Stourton Cricket Club	South West Wiltshire	1	13	1	10
167	King George V Playing Field (Lower Chute)	Tidworth	1	21	2	20
176	Land Warfare Centre	Warminster	1	12	1	10
178	Langford Recreation Ground	South West Wiltshire	1	36	2	20
179	Langley Burrell Playing Pitch	Chippenham & Villages	1	20	2	20
198	Marlborough Cricket Club	Marlborough	1	29	2	20
204	Melksham House	Melksham	1	17	1	10
209	Minal Cricket Club & Sports Field	Marlborough	1	22	2	20
230	Oaksey Playing Field	Malmesbury	1	18	1	10

## WILTSHIRE COUNCIL PLAYING PITCH ASSESSMENT REPORT

Site ID	Site name	Analysis area	No. of squares	Capacity rating	No. of additional teams could be accommodated in the peak period	Actual spare capacity for additional teams in the peak period (match equivalent sessions)
245	Purton Cricket Club	Royal Wootton Bassett & Cricklade	1	10	1	10
251	Ramsbury Recreation Centre	Marlborough	1	12	1	10
254	Redlynch Recreation Ground	Southern Wiltshire	1	10	1	10
274	Shalbourne Recreation Ground	Pewsey	1	21	1	10
284	Southwick Playing Field	Trowbridge	1	32	2	20
288	Spye Park Cricket Club	Devizes	1	30	2	20
326	The Corsley War Memorial Playing Field	Warminster	1	17	1	10
331	The Green	Chippenham & Villages	1	18	1	10
348	Urchfont Village Cricket Club	Devizes	1	14	1	10
353	Warminster Cricket Club	Warminster	1	33	2	20
387	Great Durnford	Stonehenge	1	24	2	20
388	The Manor	Melksham	1	14	1	10
392	Sir Phillip Dunn Memorial Ground	Pewsey	1	15	1	10
397	Trowbridge Cricket Club	Trowbridge	1	33	2	20

A total of 53 additional teams can be accommodated in Wiltshire on Sundays. This amounts to a total of 530 match equivalent sessions a season, as outlined more clearly in the table below.

Only four of the analysis areas do not have any spare capacity for additional Sunday demand (Bradford-on-Avon, Calne, Corsham and Westbury).

## WILTSHIRE COUNCIL PLAYING PITCH ASSESSMENT REPORT

Table 4.20: Summary of actual spare capacity for Sunday cricket by analysis area

Area number	Analysis area	No. of additional teams could be accommodated in the peak period	Actual spare capacity for additional teams in the peak period (match equivalent sessions)
1	Stonehenge	4	40
2	Bradford-on-Avon	-	-
3	Calne	-	-
4	Chippenham & Villages	6	60
5	Corsham	-	-
6	Devizes	7	70
7	Malmesbury	4	40
8	Marlborough	5	50
9	Melksham	3	30
10	Pewsey	4	40
11	Royal Wootton Bassett & Cricklade	1	10
12	Salisbury	1	10
13	South West Wiltshire	5	50
14	Southern Wiltshire	1	10
15	Tidworth	2	20
16	Trowbridge	4	40
17	Warminster	6	60
18	Westbury	-	-
-	<b>Total</b>	<b>53</b>	<b>530</b>

### **Midweek cricket spare capacity**

For midweek cricket, most squares with spare capacity have actual spare capacity for an increase in demand. This is because matches can be spread across numerous days, meaning capacity is not limited to two teams. Moreover, the presence of junior wickets at certain sites, as well as NTPs, provide further capacity that is generally not available to senior demand.

For a square to have actual spare capacity for midweek cricket, it must have secure tenure, not be overplayed and have more than six match equivalent sessions of spare capacity as this is the average number of matches an additional junior team would play. However, a square is not considered to have capacity for an increase in demand if it is already used by six midweek teams or more as availability is then assumed to be limited (on average, clubs are able to play fixtures on three nights per week, with other nights reserved for other activity such as All Stars and Dynamos).

Taking the above into consideration there are 45 squares across 44 sites in Wiltshire that have potential capacity to accommodate further demand during midweek.



# WILTSHIRE COUNCIL PLAYING PITCH ASSESSMENT REPORT

Table 4.21: Summary of actual spare capacity for midweek (junior) cricket

Site ID	Site name	Analysis area	No. of squares	Capacity rating	No. of additional teams could be accommodated in the peak period	Actual spare capacity for additional teams in the peak period (match equivalent sessions)
4	Alexander Memorial Field	Warminster	1	50	6	36
15	Archers Gate Centenary Pavilion	Stonehenge	1	31	5	30
18	Avebury Sports Field	Marlborough	1	9	1	6
47	Bradstone Sports Field	Malmesbury	1	40	6	36
55	Broughton Gifford Common	Melksham	1	12	2	12
66	Charlton Village Hall & Playing Field	Malmesbury	1	12	2	12
71	Chippenham Rugby Club	Chippenham & Villages	1	28	4	24
84	Coronation Field (Farley)	Southern Wiltshire	1	7	1	6
104	Devizes Sports Club	Devizes	1	39	5	30
104	Devizes Sports Club	Devizes	1	7	1	6
106	Dinton Recreation Ground	South West Wiltshire	1	19	3	18
113	Duchy Manor	South West Wiltshire	1	13	2	12
118	Erlestoke & Coulston Cricket Club	Devizes	1	34	5	30
134	Great Bedwyn Cricket Club	Pewsey	1	28	4	24
140	Grittleton Cricket Ground	Chippenham & Villages	1	27	4	24
146	Harnham Cricket Ground	Sailsbury	1	20	3	18
159	Horningsham Playing Fields	Warminster	1	8	1	6
166	Kilmington & Stourton Cricket Club	South West Wiltshire	1	13	2	12
167	King George V Playing Field (Lower Chute)	Tidworth	1	21	3	18
175	Lacock Recreation Ground	Corsham	1	7	1	6

# WILTSHIRE COUNCIL PLAYING PITCH ASSESSMENT REPORT

Site ID	Site name	Analysis area	No. of squares	Capacity rating	No. of additional teams could be accommodated in the peak period	Actual spare capacity for additional teams in the peak period (match equivalent sessions)
176	Land Warfare Centre	Warminster	1	12	2	12
178	Langford Recreation Ground	South West Wiltshire	1	36	5	30
179	Langley Burrell Playing Pitch	Chippenham & Villages	1	20	3	18
198	Marlborough Cricket Club	Marlborough	1	29	3	18
204	Melksham House	Melksham	1	17	2	12
209	Minal Cricket Club & Sports Field	Marlborough	1	22	3	18
230	Oaksey Playing Field	Malmesbury	1	18	3	18
245	Purton Cricket Club	Royal Wootton Bassett & Cricklade	1	10	1	6
251	Ramsbury Recreation Centre	Marlborough	1	12	2	12
254	Redlynch Recreation Ground	Southern Wiltshire	1	10	1	6
274	Shalbourne Recreation Ground	Pewsey	1	21	3	18
277	Shrewton Recreation Ground	Stonehenge	1	7	1	6
284	Southwick Playing Field	Trowbridge	1	32	5	30
288	Spye Park Cricket Club	Devizes	1	30	5	30
317	Sutton Benger Recreation Ground	Chippenham & Villages	1	6	1	6
326	The Corsley War Memorial Playing Field	Warminster	1	17	2	12
331	The Green	Chippenham & Villages	1	18	3	18
348	Urchfont Village Cricket Club	Devizes	1	14	2	12
353	Warminster Cricket Club	Warminster	1	33	4	24

## WILTSHIRE COUNCIL PLAYING PITCH ASSESSMENT REPORT

Site ID	Site name	Analysis area	No. of squares	Capacity rating	No. of additional teams could be accommodated in the peak period	Actual spare capacity for additional teams in the peak period (match equivalent sessions)
384	The Ground at Big Garston Field	Pewsey	1	6	1	6
387	Great Durnford	Stonehenge	1	24	4	24
388	The Manor	Melksham	1	14	2	12
390	Manor Lane	Royal Wootton Bassett & Cricklade	1	6	1	6
392	Sir Phillip Dunn Memorial Ground	Pewsey	1	15	2	12
396	Sherston Magna Cricket Ground	Malmesbury	1	10	1	6
397	Trowbridge Cricket Club	Trowbridge	1	33	3	18

A total of 126 additional teams can be accommodated in Wiltshire during the week. This amounts to a total of 756 match equivalent sessions a season, as outlined in the table below. Only the Bradford-on-Avon, Calne and Westbury analysis areas have no spare capacity.

Table 4.22: Summary of actual spare capacity for Midweek cricket by analysis area

Area number	Analysis area	Number of additional teams that could be accommodated in the peak period	Actual spare capacity required for additional teams in the peak period (match equivalent sessions)
1	Stonehenge	10	60
2	Bradford-on-Avon	-	-
3	Calne	-	-
4	Chippenham & Villages	15	90
5	Corsham	1	6
6	Devizes	18	108
7	Malmesbury	12	72
8	Marlborough	9	54
9	Melksham	6	36
10	Pewsey	10	60
11	Royal Wootton Bassett & Cricklade	2	12
12	Salisbury	3	18
13	South West Wiltshire	12	72
14	Southern Wiltshire	2	12
15	Tidworth	3	18
16	Trowbridge	8	48
17	Warminster	15	90
18	Westbury	-	-
	<b>Total</b>	<b>126</b>	<b>756</b>

# WILTSHIRE COUNCIL PLAYING PITCH ASSESSMENT REPORT

## Overplay

Overplay translates to a site accommodating more demand than it can sustain based on the number of wickets provided and the quality of the square. On this basis, 19 sites in Wiltshire are overplayed by a total of 227 match equivalent sessions a season.

Table 4.23: Summary of overplay

Site ID	Site name	Analysis area	Overplay (match equivalent sessions)
32	Biddestone Village Hall	Chippenham & Villages	7
32	Biddestone Village Hall	Chippenham & Villages	3
48	Bratton Recreation Ground	Westbury	3
69	Chestnut Springs Playing Field	Royal Wootton Bassett & Cricklade	1
72	Chippenham Sports Club	Chippenham & Villages	30
82	Collingbourne Ducis Recreation Ground	Tidworth	23
85	Corsham Cricket Club	Corsham	22
96	Culver Close Playing Field	Bradford-on-Avon	17
104	Devizes Sports Club	Devizes	1
130	Gerard Buxton Sports Ground	Royal Wootton Bassett & Cricklade	1
131	Goatacre Cricket Club	Calne	2
132	Goatacre Recreation Ground	Calne	6
186	Leighton Recreation Centre	Westbury	9
241	Potterne Cricket Club (The Grove)	Devizes	18
258	Salisbury & South Wilts Sports Club	Salisbury	3
276	Sheldon School	Chippenham & Villages	5
285	Spaniels Bridge	Devizes	21
327	The Downs	Bradford-on-Avon	32
394	St Barnabas Cricket Ground	Melksham	15
395	Chalke Valley Cricket Club	South West Wiltshire	8
-	-	<b>Total</b>	<b>227</b>

Most overplay is identified in Bradford-on-Avon Analysis Area due to the considerable overplay evidenced at The Downs. This is primarily a consequence of its heavy usage by Winsley CC.

The Stonehenge, Malmesbury, Marlborough, Pewsey, Southern Wiltshire, Trowbridge and Warminster analysis areas are without any overplay.

Table 4.24: Summary of overplay by analysis area

Area number	Analysis area	Overplay (match equivalent sessions)
1	Stonehenge	-
2	Bradford-on-Avon	49
3	Calne	8
4	Chippenham & Villages	45
5	Corsham	22
6	Devizes	40
7	Malmesbury	-

# WILTSHIRE COUNCIL PLAYING PITCH ASSESSMENT REPORT

Area number	Analysis area	Overplay (match equivalent sessions)
8	Marlborough	-
9	Melksham	15
10	Pewsey	-
11	Royal Wootton Bassett & Cricklade	2
12	Salisbury	3
13	South West Wiltshire	8
14	Southern Wiltshire	-
15	Tidworth	23
16	Trowbridge	-
17	Warminster	-
18	Westbury	12
-	<b>Total</b>	<b>227</b>

Although it is possible to sustain certain, minimal levels of overplay providing that a regular, sufficient maintenance regime is in place, a reduction in play is recommended on overplayed squares to ensure there is no detrimental effect on quality over time.

## 4.5: Supply and demand analysis

Consideration must be given to the extent to which current provision can accommodate current and future demand for both senior and junior cricket. This section therefore looks at actual spare capacity on grass wicket squares considered against overplay and identified future demand. Match equivalent sessions for future demand are calculated using the average number of matches played per season (10 matches for senior Saturday teams, 10 match for Sunday teams and six matches for junior teams).

### **Senior cricket supply and demand analysis (Saturday)**

The table below looks at the supply and demand balance during the peak period for senior men's cricket (Saturday).

For actual spare capacity, please note that this is converted from the number of match equivalent sessions identified above to the number of match equivalent sessions that could feasibly be utilised by a growth in demand. This is calculated by using the average number of matches played per season by senior teams (10) multiplied by the number of additional teams that can be fielded at peak time (two teams per square that is available). The entirety of the spare capacity at each site is not used as this number of matches may not be able to be accommodated at peak time.

Table 4.25: Supply and demand analysis of cricket squares for senior cricket (Saturday)

Analysis area	Actual spare capacity (match equivalent sessions)	Overplay (match equivalent sessions)	Current total (match equivalent sessions)	Future demand (match equivalent sessions)	Future total (match equivalent sessions)
Stonehenge	20	-	20	-	20
Bradford-on-Avon	-	49	49	-	49
Calne	-	8	8	-	8
Chippenham & Villages	50	45	5	10	5
Corsham	-	22	22	-	22
Devizes	30	10	10	10	20

## WILTSHIRE COUNCIL PLAYING PITCH ASSESSMENT REPORT

Analysis area	Actual spare capacity (match equivalent sessions)	Overplay (match equivalent sessions)	Current total (match equivalent sessions)	Future demand (match equivalent sessions)	Future total (match equivalent sessions)
Malmesbury	40	-	40	-	40
Marlborough	10	-	10	--	10
Melksham	30	15	15	-	15
Pewsey	40	-	40	-	40
Royal Wootton Bassett & Cricklade	-	2	2	-	2
Salisbury	10	3	7	-	7
South West Wiltshire	20	8	12	10	2
Southern Wiltshire	-	-	0	-	0
Tidworth	20	23	3	-	3
Trowbridge	-	-	0	-	0
Warminster	40	-	40	-	40
Westbury	-	12	12	-	12
<b>Total</b>	<b>310</b>	<b>227</b>	<b>83</b>	<b>30</b>	<b>53</b>

As seen in the table above, on the whole across Wiltshire, demand can currently be met with overall spare capacity of 83 match equivalent sessions per season existing. However, it should be noted that there are shortfalls across seven of the analysis areas, with the largest in Bradford-on-Avon (49 match equivalent sessions per season) and Corsham (22 match equivalent sessions per season).

When future demand is accounted for, overall spare capacity reduces by 30 match equivalent sessions per season from 83 to 53. In addition, shortfalls in the Devizes Analysis Area worsens, whilst shortfalls are created in the Chippenham & Villages Analysis Area, spare capacity is reduced from 12 match equivalent sessions per season to two in the South West Wiltshire Analysis Area.

### **Senior cricket supply and demand analysis (Sunday)**

The table below looks at the supply and demand balance for Sunday cricket, which is peak time for senior women's demand but also relevant to some senior men's and junior teams. Similar to Saturday cricket, actual spare capacity is converted from the number of match equivalent sessions identified to the number of match equivalent sessions that could feasibly be utilised by a growth in demand (the average number of matches played per season is 10).

Table 4.26: Supply and demand analysis of cricket squares for senior cricket (Sunday)

Analysis area	Actual spare capacity (match equivalent sessions)	Overplay (match equivalent sessions)	Current total (match equivalent sessions)	Future demand (match equivalent sessions)	Future total (match equivalent sessions)
Stonehenge	40	-	40	-	40
Bradford-on-Avon	-	49	49	-	49
Calne	-	8	8	-	8
Chippenham & Villages	60	45	15	10	5
Corsham	-	22	22	-	22
Devizes	70	22	30	10	20

## WILTSHIRE COUNCIL PLAYING PITCH ASSESSMENT REPORT

Analysis area	Actual spare capacity (match equivalent sessions)	Overplay (match equivalent sessions)	Current total (match equivalent sessions)	Future demand (match equivalent sessions)	Future total (match equivalent sessions)
Malmesbury	40	-	40	-	40
Marlborough	50	-	50	--	50
Melksham	40	15	25	-	25
Pewsey	40	-	40	-	40
Royal Wootton Bassett & Cricklade	10	2	8	-	8
Salisbury	10	3	7	-	7
South West Wiltshire	50	8	42	10	32
Southern Wiltshire	10	-	10	-	10
Tidworth	20	23	3	-	3
Trowbridge	40	-	40	-	40
Warminster	60	-	60	-	60
Westbury	-	12	12	-	12
<b>Total</b>	<b>540</b>	<b>227</b>	<b>313</b>	<b>30</b>	<b>283</b>

As with Saturday cricket, on the whole across Wiltshire, demand can currently be met with considerable overall spare capacity amounting to 313 match equivalent sessions per season. However, it should be noted that there are shortfalls across six of the analysis areas, with the largest again identified in Bradford-on-Avon (49 match equivalent sessions per season) and Corsham (22 match equivalent sessions per season).

When future demand is accounted for, spare capacity reduces by 30 match equivalent sessions per season from 313 to 283. Spare capacity is reduced in the Devizes and South West Wiltshire analysis areas.

### **Junior cricket supply and demand analysis (midweek)**

For the junior supply and demand analysis, actual spare capacity equates to the total spare capacity at each available site or, if it is lower, the total number of additional junior teams that could be fielded on each available square (on the assumption that one square can accommodate six midweek teams), multiplied by six (the average number of matches a junior team plays). This is because junior demand at peak time is not limited to one day, although some capacity should be reserved for activity such as All Stars and Dynamo's Cricket.

No future demand is forecast via population projections on an analysis area basis and this is therefore not factored in.

Table 4.27: Supply and demand analysis of cricket squares for junior cricket

Analysis area	Actual spare capacity (match equivalent sessions)	Overplay (match equivalent sessions)	Current total (match equivalent sessions)
Stonehenge	60	-	60
Bradford-on-Avon	-	49	49
Calne	-	8	8
Chippenham & Villages	90	45	45
Corsham		22	16

## WILTSHIRE COUNCIL PLAYING PITCH ASSESSMENT REPORT

Analysis area	Actual spare capacity (match equivalent sessions)	Overplay (match equivalent sessions)	Current total (match equivalent sessions)
Devizes	108	40	68
Malmesbury	72	-	72
Marlborough	54	-	54
Melksham	48	15	33
Pewsey	60	-	60
Royal Wootton Bassett & Cricklade	12	2	10
Salisbury	18	3	15
South West Wiltshire	72	8	64
Southern Wiltshire	12	-	12
Tidworth	18	23	5
Trowbridge	48	-	48
Warminster	90	-	90
Westbury	-	12	12
<b>Total</b>	<b>768</b>	<b>227</b>	<b>541</b>

A substantial amount of overall spare capacity exists for midweek cricket amounting to 541 match equivalent sessions per season. There are, however, localised shortfalls in the Bradford-on-Avon, Calen, Corsham, Tidworth and the Westbury analysis areas.

#### 4.6: Conclusion

Overall, there is currently a sufficient supply of cricket squares in Wiltshire to cater for all forms of cricket (Saturday, Sunday and midweek). When considering future demand, the supply remains adequate, although spare capacity is reduced for both Saturday and Sunday periods.

*Table 4.28: Capacity balance of grass cricket squares across Wiltshire (in match equivalent sessions per season)*

Playing format	Actual spare capacity	Overplay	Current total	Future demand	Future total
Saturday	310	227	83	30	53
Sunday	540	227	313	30	283
Midweek	768	227	541	-	541

Notwithstanding the above, in addition to the identified overplay, there are localised shortfalls in some of the analysis areas for all forms of play. This therefore suggests that provision still requires protection and that actions are required across the authority to resolve the issues that exist.



# WILTSHIRE COUNCIL

## PLAYING PITCH ASSESSMENT REPORT

### Cricket – supply and demand summary

- There are 26 squares in Wiltshire that have potential capacity to accommodate further demand on a Saturday, 37 squares that have potential capacity to accommodate further demand on Sundays, and 46 squares that have potential capacity to accommodate further demand during midweek.
- There are 18 sites in Wiltshire overplayed by a total of 226 match equivalent sessions a season.
- Overall, there is currently sufficient capacity of natural turf cricket squares to meet current and future demand for club cricket across Wiltshire.

### Cricket – supply summary

- In total, there are 97 grass wicket cricket squares in Wiltshire provided across 82 sites, with 80 squares available for community use across 75 sites.
- There are a total of 57 active non-turf pitches (NTPs) with 26 accompanying grass wickets squares and the remaining 31 being standalone.
- Heytesbury & Sutton Veny and Fonthill Park cricket clubs are considered to have unsecure tenure due to having yearly rolling renting arrangements on their home sites.
- Of the grass wicket squares, 66 (68%) are rated as good quality, whilst 31 (32%) are rated as standard quality - there are no poor quality grass wicket cricket squares identified.
- The audit of ancillary facilities at available grass pitch cricket sites determines that 20 sites are accompanied by good quality facilities and 47 have standard quality provision, with only 11 sites categorised as having poor quality provision.
- There is currently one community available square at Sheldon School which has no onsite ancillary provision.
- Of the 74 community available sites, just over half (39 or 53%) have dedicated fixed net provision.

### Cricket – demand summary

- There are 70 clubs in Wiltshire which collectively provide 324 teams, equating to 205 senior men's, 19 senior women's, 91 junior boys' teams and nine junior girls' teams.
- The largest club in the authority is Chippenham CC with 17 teams.
- Most teams are based in the Chippenham & Villages Analysis Area (36 teams), whereas the fewest are found in the Tidworth Analysis Area (six teams).
- Swindon CC and Swindon Super Strikers CC import demand into the authority through senior men's teams playing on Saturday afternoons, whereas Marlborough CC, Winsley CC and Redlynch & Hale CC export senior men's demand outside of Wiltshire into neighbouring authorities on Saturday afternoons.
- A total of 33 clubs are involved in All Stars, 28 participate in Dynamos and 12 field women's and girls' softball teams.
- Wiltshire Cricket runs several teams in Wiltshire, with 32 venues different venues known to be accessed.
- It is expected that three additional men's team are to be generated by population growth, whilst 12 responding clubs indicate total aspirational growth equating to 18 teams (four senior men's, five senior women', seven junior boys and two junior girls' teams).

# WILTSHIRE COUNCIL PLAYING PITCH ASSESSMENT REPORT

## PART 5: RUGBY UNION

### 5.1: Introduction

The Rugby Football Union (RFU) is split into four areas across the country with a workforce team that covers development, coaching, governance and competitions. It governs a variety of formats and programmes, including 15-a-side, 10-a-side, 7-a-side and Tag rugby as well as the Touch union programme. Its aim is to increase and retain participation within the game, with facilities needing to be appropriate, affordable and accessible in order to enable this.

For traditional rugby union, there are generally three playing formats, based on the age of the players involved. These are now known as age grade mixed rugby (previously mini), age grade boys/girls rugby (previously junior) and senior rugby.

The rugby union playing season operates from September to May, with senior men's fixtures being held on Saturday afternoons whilst ladies and age grade fixtures are generally held on Sundays.

### Consultation

There is a total of 19 community rugby union clubs playing in Wiltshire. As seen in the table below, 16 clubs have responded to consultation requests, resulting in an 84% response rate. Data for non-responsive clubs has been gathered through online research and via information provided by RFU. Both the Council and the RFU have taken efforts to gain responses from non responding clubs, however three still did not respond to requests.

Table 5.1: Summary of consultation

Club name	Responded?
Amesbury RUFC	Yes
Bradford-on-Avon RUFC	No
Calne RUFC	Yes
Chippenham RUFC	Yes
Colerne RUFC	No
Corsham RUFC	Yes
Cricklade RUFC	Yes
Devizes RUFC	Yes
Marlborough RUFC	Yes
Melksham RUFC	Yes
Minety RUFC	Yes
Pewsey Vale RUFC	Yes
Royal Wootton Bassett RUFC	Yes
Salisbury RUFC	Yes
Sutton Benger RUFC	No
Trowbridge RUFC	Yes
Warminster RUFC	Yes
Westbury RUFC	Yes
Wheatsheaf Cabin Crew RUFC	Yes

### 5.2: Supply

Within Wiltshire, there are 104 grass rugby union pitches, of which 65 (63%) are available for community use. The remaining 39 pitches are unavailable for community use, with this provision located either on education or MOD managed sites.

# WILTSHIRE COUNCIL PLAYING PITCH ASSESSMENT REPORT

Due to its large geographical size, the rugby union pitches are widely spread across Wiltshire, as seen in the table below.

Table 5.2: Supply of all rugby union pitches across Wiltshire

Area number	Analysis area	Number of rugby union pitches available for community use	Number of rugby union pitches unavailable for community use	Total
1	Stonehenge	1	3	4
2	Bradford-on-Avon	4	-	4
3	Calne	1	1	2
4	Chippenham & Villages	6	1	7
5	Corsham	3	3	6
6	Devizes	14	-	14
7	Malmesbury	3	2	5
8	Marlborough	3	8	11
9	Melksham	4	-	4
10	Pewsey	2	1	3
11	Royal Wootton Bassett & Cricklade	7	6	13
12	Salisbury	5	2	7
13	South West Wiltshire	1	-	1
14	Southern Wiltshire	-	1	1
15	Tidworth	-	3	3
16	Trowbridge	7	-	7
17	Warminster	2	8	10
18	Westbury	2	-	2
-	<b>Total</b>	<b>65</b>	<b>39</b>	<b>104</b>

It should be noted that despite each of the 18 areas accommodating some form of provision, there are no community available rugby union pitches in the Southern Wiltshire or Tidworth analysis areas. In contrast, the prominent analysis area for community available provision is Devizes (14 pitches), followed by Royal Wootton Bassett & Cricklade and Trowbridge (seven pitches) and Chippenham & Villages (six pitches). This correlates with each of these analysis areas containing at least one large club (Devizes, Cricklade, Royal Wootton Bassett and Trowbridge rugby clubs).

There are further larger clubs in other analysis areas, such as Bradford-on-Avon RUFC, Marlborough RUFC, Melksham RUFC and Salisbury RUFC, however, these clubs either utilise fewer pitches to meet their demand and/or access World Rugby compliant 3G pitches (see Part 3 for further information). Conversely, the analysis areas which have fewer community available pitches are generally home to clubs with one or two teams such as Westbury RUFC (Westbury Analysis Area), Wheatsheaf Cabin Crew RUFC (South West Wiltshire Analysis Area) and Calne RUFC (Calne Analysis Area).

The audit only identifies dedicated, line marked pitches that are serviced by goalposts. However, it should be noted that there are some additional marked spaces at some club-based sites that are used, without goalposts, particularly for age grade rugby. It is also common for age grade matches to be played on senior pitches via the use of cones, and this is the case across Wiltshire, even at sites with standalone age grade pitches.

Recommended pitch dimensions for all formats of play are shown in the table below.

# WILTSHIRE COUNCIL PLAYING PITCH ASSESSMENT REPORT

Table 5.3: Pitch dimensions

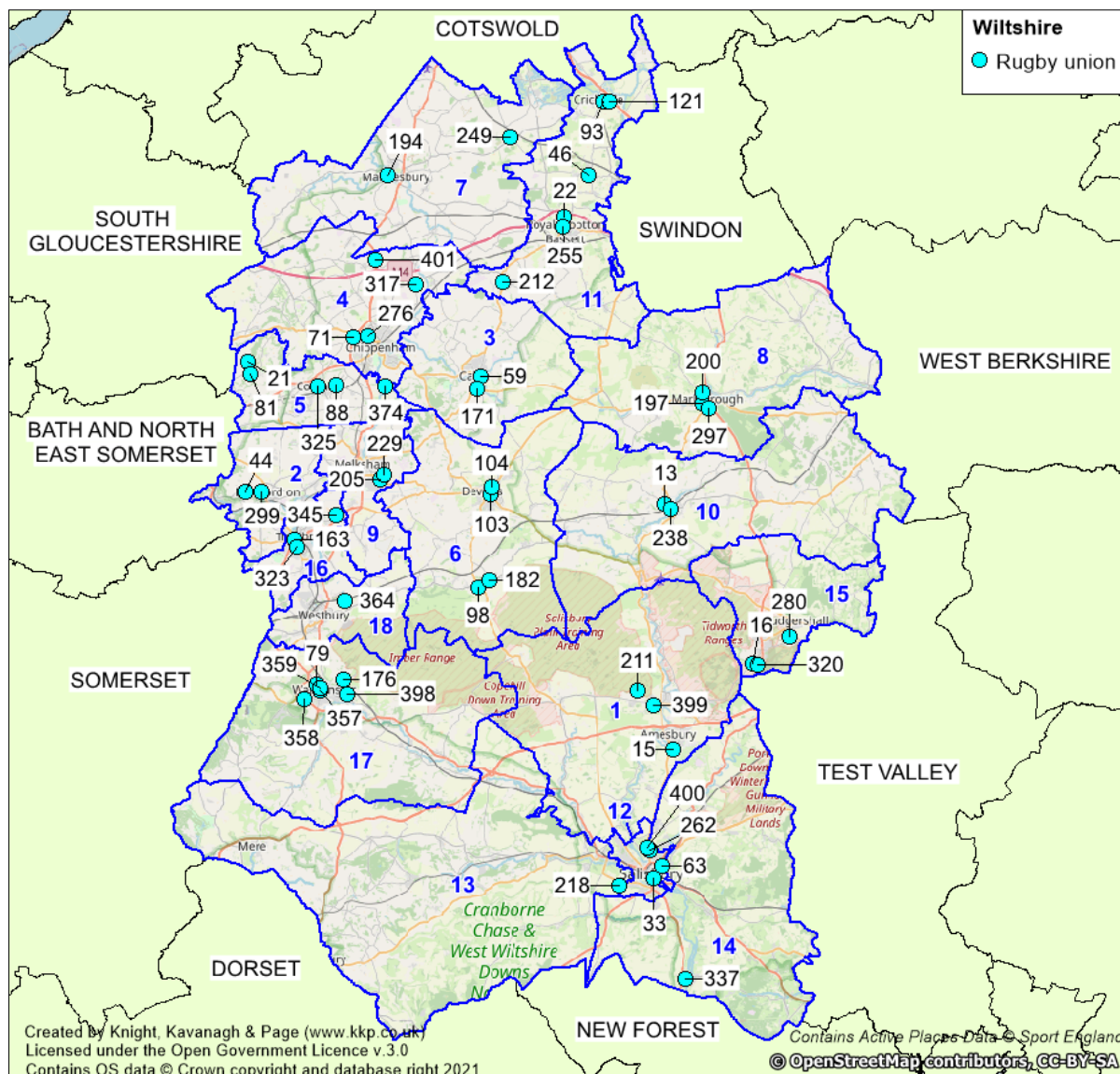
Team reference	Playing format	Team type	Maximum pitch dimensions (metres) <sup>15</sup>
Under 7	Age grade mixed	U7s	20 x 12
Under 8	Age grade mixed	U8s	45 x 22
Under 9	Age grade mixed	U9s	60 x 30
Under 10	Age grade mixed	U10s	60 x 35
Under 11	Age grade mixed	U11s	60 x 43
Under 12	U12s Boys U12s Girls	U12s	60 x 43
Age Grade Boys	U13s – U18s	U13s*, U14s, U15s, U16s, U18s (as dual age band w/U17s)	100x70 (with posts at either end) *90x60 (with posts at either end)
Age Grade Girls	U13s – U18	U14s (as dual age band w/U13s), U16s (as dual age w/U15s), U18s (as dual age band w/U17s)	100x70 (with posts at either end)
Senior Men	Over 18s	Senior	100 x 70 (with posts at either end)
Senior Women	Over 18s	Senior	100 x 70 (with posts at either end)

Please see the figure below for the location of the pitches. For a key to the map, see Table 5.10.

<sup>15</sup> Recommended run off area for all pitch types requires five-metres each way and a minimum in-goal length of six metres.

# WILTSHIRE COUNCIL PLAYING PITCH ASSESSMENT REPORT

Figure 5.1: Location of rugby union pitches within Wiltshire



## Disused sites / provision

Further to the rugby union provision mentioned above, there are also 10 sites that are either active sites which have previously accommodated rugby union provision, or which are completely disused sites. These sites are outlined in greater detail below.

### Disused sites

Meerut Road (Tidworth - SP9 7SU) circa 2017 accommodated one senior pitch; however, in 2020, a small area of the playing field land was lost due to the development of an adjacent road network. There is still a significant area of playing field land remaining, which could accommodate a pitch, with it unknown as to why the management of site (MOD) has not yet reinstated it.

The Conigre (Melksham– SN12 6ES) previously accommodated one senior rugby union pitch and one adult football pitch and was the home venue for Melksham RUFC and Melksham FC. The clubs relocated to Oakfield Stadium in 2017 as mitigation for the loss of the site, and it has since been partially developed for Melksham Community Campus, although an area of the former playing field still remains.

## WILTSHIRE COUNCIL PLAYING PITCH ASSESSMENT REPORT

---

Grittleton House School (Chippenham & Villages - SN14 6AP) closed in 2016 and the site has since reopened as a wedding venue, which means that all its former sports provision is now categorised as disused. It previously accommodated two senior rugby union pitches, two adult football pitches and a non-turf cricket wicket.

The Water Pitches (Royal Wootton Bassett & Cricklade - SN6 6BL) is a disused unattached school playing field site managed by Cricklade Manor Prep School & Nursery. The exact date of when it was last actively used is unknown, although satellite imagery indicates that two age grade rugby union pitches were last provided circa 2005.

### *Disused pitches*

Dinton Recreation Ground (South West Wiltshire - SP3 5HH) formally accommodated a senior rugby union pitch which now just has a solitary set of posts and no line markings. However, the site is still actively used for cricket.

Pitches at The Wellington Academy (Tidworth), Sarum Academy (Salisbury), Avon Valley College (Stonehenge), Matravers School (Westbury) and Abbeyfield School (Chippenham & Villages) are no longer actively marked on the respective school playing fields. Each site previously accommodated one senior pitch each. They all remain in use for other sports (e.g., football).

### **Future provision**

It is reported that Calne Town Council has aspirations to develop Calne Recreation Ground, which is currently used by Calne RUFC. As part of this, any plans must detail how the existing senior rugby union pitch would be protected at the site, or how NPPF and Sport England's Playing Fields Policy (particularly Exception 4) would be met. Any relocation should be explored through the Local Plan process, and the situation also needs to be kept under regular review via meetings with Sport England, the RFU and Wiltshire Council.

Notwithstanding the above, further discussions should also be encouraged with The Stonehenge School and the Town Council to seek a potential solution for Calne RUFC, whether that be short or long term, at its Archers Gate site. This is due to existing aspirations expressed by the School.

Elsewhere, Marlborough RUFC is currently undertaking consultation with relevant stakeholders on behalf of Marlborough Town Council with the aim of developing additional sports provision in partnership with Marlborough Youth FC. The clubs want to develop a new training area (equivalent to one senior rugby pitch size), potentially with sports lighting, in order to take some demand/usage off the overused grass pitches. The area in question is located on land known as The Common, with this neighboring the Club's current provision. It should be noted that another option to support training demand, would be through the potential 3G pitch at St John's School being built to WR compliancy.

In addition, Marlborough RUFC also aspires to develop additional pitch provision on the area of land directly in front of its clubhouse. It indicates that this would require a substantial amount of maintenance including aeration and top soiling to bring it up to a playable condition. The area of land is only large enough to accommodate age grade provision.

Despite obtaining planning permission (19/10805/FUL) in June 2021, it should be known that a proposed development adjacent to Trowbridge RUFC for the creation of a sports-lit 3G pitch and a new pavilion is no longer progressing due to raising costs. The Town Council is looking for other potential site options for a 3G pitch development after the aforementioned plan was cancelled in early 2024. The pitch was to be compliant for both rugby and football.

## WILTSHIRE COUNCIL PLAYING PITCH ASSESSMENT REPORT

---

There are also ambitions to create a full size sports-lit 3G pitch at Oakfield Stadium. However, this has not progressed as far as the development at Trowbridge, meaning it is still considered aspirational at this stage, with more specific details unknown. It is understood that any progress would be led by the Football Foundation and service both football and rugby demand (Melksham RUFC) at the site.

Amesbury RUFC reports that it is in initial discussions regarding a potential relocation. Its current site, Archers Gate Centenary Pavilion, is shared with Amesbury CC and reportedly does not currently meet its pitch or ancillary provision requirements. The Club suggests that two possible sites are Stonehenge School Playing Fields (Holders Lane) or Boscombe Down Sports Field, although each site is considered to be problematic as long term agreements would need to be obtained with the owners of the provision (the Club would need to ensure security of tenure for either site if it was to relocate). This relates to the Stonehenge School and the MOD, respectively.

Also potentially impacting on rugby union supply/demand is that Cricklade CC is currently searching for land to develop a new ground on. This is due to its existing site suffering from waterlogging issues, with costs for undertaking repairs rising. The Club references that one option at present is relocation to Cricklade Rugby Club, although more work is required to establish how this would be feasible.

### ***Security of tenure***

Where known, most clubs in Wiltshire are considered to have security of tenure at their home ground through either freehold or long term lease arrangement. This is further summarised in the table below.

As referenced above, Calne RUFC is considered to be without security of tenure due to the uncertainty that exists around its provision at Calne Recreation Ground.

Amesbury RUFC is the only other club which has raised an issue with its current tenure agreement. The Club indicates that its informal agreement with Amesbury Town Council to use the provision at Archers Gate Centenary Pavilion means it has no security of tenure and therefore cannot currently access funding streams for pitch or ancillary enhancements. This is reportedly causing the degradation of its facilities. It aspires to formalise a long term agreement and achieve security of tenure at the site in order to access funding, or relocate to a site where it can obtain extended tenure.

**WILTSHIRE COUNCIL  
PLAYING PITCH ASSESSMENT REPORT**

Table 5.4: Summary of security of tenure for rugby clubs in Wiltshire

Club	Analysis area	Site ID	Site name	Postcode	Tenure	Secure/unsecure
Amesbury RUFC	Stonehenge	15	Archers Gate Centenary Pavilion	SP4 7XX	Agreement with Amesbury Town Council to use the site but this is informal.	Unsecure
Bradford-on-Avon RUFC	Bradford-on-Avon	44	Bradford on Avon Rugby Club	BA15 2HR	Freehold	Secure
Calne RUFC	Calne	59	Calne Recreation Ground	SN11 8DX	Rolling license	Unsecure
Chippenham RUFC	Chippenham & Villages	71	Chippenham Rugby Club	SN14 0YZ	Freehold	Secure
Colerne RUFC	Corsham	81	Colerne Rugby Football Club (Higgins Field)	SN14 8AT	Freehold	Secure
Corsham RUFC	Corsham	88	Corsham Rugby Club	SN13 9QG	Long term lease	Secure
Cricklade RUFC	Royal Wootton Bassett & Cricklade	121	Fairview Fields (Cricklade Rugby Club)	SN6 6GH	Leased from Cricklade Town Council until 2039.	Secure
Devizes RUFC	Devizes	104	Devizes Sports Club	SN10 2DL	Freehold	Secure
Marlborough RUFC	Marlborough	200	Marlborough Rugby Club	SN8 1DL	Lease from Marlborough Town Council	Secure
Melksham RUFC	Melksham	229	Oakfield Stadium	SN12 7GU	Lease from Wiltshire Council	Secure
Minety RUFC	Malmesbury	249	Queen Elizabeth II Playing Fields (Minety)	SN16 9QH	Lease from Minety Parish Council (via Minety Playing Fields Association) till 2032	Secure
Pewsey Vale RUFC	Pewsey	13	Angela Yeates Memorial Ground	SN9 5NL	Lease from Pewsey Parish until 2048	Secure
Royal Wootton Bassett RUFC	Royal Wootton Bassett & Cricklade	22	Ballards Ash Sports Ground	SN4 8DS	Freehold	Secure
Salisbury RUFC	Salisbury	262	Salisbury Rugby Football Club	SP1 3SA	Lease from Wiltshire Council	Secure
Salisbury RUFC	Salisbury	400	Hudson's Field	SP1 3SB	Lease from Wiltshire Council	Secure
Sutton Benger RUFC	Chippenham & Villages	317	Sutton Benger Recreation Ground	SN15 4RU	Unknown	Unknown
Trowbridge RUFC	Trowbridge	345	Trowbridge Rugby Club (Doric Park)	BA14 6JB	Freehold	Secure
Warminster RUFC	Warminster	358	Warminster Rugby Club (Folly Lane)	BA12 7RG	Lease from Warminster Town Council	Secure
Westbury RUFC	Westbury	364	Westbury Rugby Club	BA13 4LX	Lease from White Horse Country Park expiring in 2060	Secure
Wheatsheaf Cabin Crew RUFC	South West Wiltshire	218	Netherhampton Road	SP2 8NP	Rent from Wiltshire Council	Secure



# WILTSHIRE COUNCIL PLAYING PITCH ASSESSMENT REPORT

## *Pitch quality*

The quality of rugby union pitches across Wiltshire have been assessed via a combination of site visits (using non-technical assessments as determined by RFU), user consultation and PitchPower reports (where completed) to reach and apply an agreed rating on a scale of good, standard and poor. For reference site visits took place in November 2023, with the full assessment criteria shown in Appendix 2.

Linked to the above and based on the RFU now employing the use of PitchPower assessments, rugby union sites in Wiltshire that have had a recent PQS rating are now aligned to the same good, standard, poor quality ratings, as used for football and as shown below.

*Table 5.8: New quality ratings based on PQS ratings*

PQS Rating	PPS Quality Rating
Poor	Poor
Basic	Standard
Good	Good
Advanced	Good
High	Good

In addition, for consistency, any rugby union pitch that does not have a PitchPower assessment is also categorised in the same way, with this based on club consultation and non-technical assessment findings. For more information relating to PitchPower, please see Part 2: Football.

## *Pitch quality findings*

Of the community available rugby union pitches in Wiltshire, most are identified as being standard quality (33 pitches or 51%), with the remaining pitches split relatively evenly between being good quality (18 pitches or 28%) and poor quality (14 pitches or 22%). This is shown by analysis area in the following table.

*Table 5.9: Rugby union pitch quality for community available pitches by analysis area*

Area number	Analysis area	Good	Standard	Poor	Total
1	Stonehenge	-	1	-	1
2	Bradford-on-Avon	-	3	1	4
3	Calne	1	-	-	1
4	Chippenham & Villages	-	3	3	6
5	Corsham	-	3	-	3
6	Devizes	9	2	3	14
7	Malmesbury	3	-	-	3
8	Marlborough	-	2	1	3
9	Melksham	-	4	-	4
10	Pewsey	-	2	-	2
11	Royal Wootton Bassett & Cricklade	5	1	1	7
12	Salisbury	-	3	2	5
13	South West Wiltshire	-	1	-	1
14	Southern Wiltshire	-	-	-	-

## WILTSHIRE COUNCIL PLAYING PITCH ASSESSMENT REPORT

Area number	Analysis area	Good	Standard	Poor	Total
15	Tidworth	-	-	-	-
16	Trowbridge	-	4	3	7
17	Warminster	-	2	-	2
18	Westbury	-	2	-	2
-	<b>Total</b>	<b>18</b>	<b>33</b>	<b>14</b>	<b>65</b>

Please see table overleaf for the full site-by-site breakdown.

# WILTSHIRE COUNCIL PLAYING PITCH ASSESSMENT REPORT

Table 5.10: Summary of quality

Site ID	Site name	Analysis area	Postcode	Community use?	Number of pitches	Pitch type	Sports lighting?	PitchPower Score <sup>16</sup>	Quality rating
13	Angela Yeates Memorial Ground	Pewsey	SN9 5NL	Yes	2	Senior	No	-	Standard
15	Archers Gate Centenary Pavilion	Stonehenge	SP4 7XX	Yes	1	Senior	No	Basic	Standard
16	Arcot Road (Aspire Defence Ground)	Tidworth	SP9 7AH	No	1	Senior	No	-	Standard
21	Azimghur Barracks	Corsham	SN14 8QY	No	1	Senior	No	-	Standard
22	Ballards Ash Sports Ground	Royal Wootton Bassett & Cricklade	SN4 8DS	Yes	2	Senior	Yes	-	Good
22	Ballards Ash Sports Ground	Royal Wootton Bassett & Cricklade	SN4 8DS	Yes	3	Senior	No	-	Good
33	Bishop Wordsworths School	Salisbury	SP1 2ED	Yes-unused	2	Senior	No	-	Poor
44	Bradford-on-Avon Rugby Club	Bradford-on-Avon	BA15 2HR	Yes	1	Senior	Yes	-	Standard
44	Bradford-on-Avon Rugby Club	Bradford-on-Avon	BA15 2HR	Yes	2	Senior	No	-	Standard
46	Bradon Forest School	Royal Wootton Bassett & Cricklade	SN5 4AT	Yes-unused	1	Senior	No	-	Poor
59	Calne Recreation Ground	Calne	SN11 8DX	Yes	1	Senior	No	Good	Good
63	Chafyn Grove School	Salisbury	SP1 1LR	No <sup>17</sup>	2	Senior	No	-	Good
71	Chippenham Rugby Club	Chippenham & Villages	SN14 0YZ	Yes	2	Senior	Yes	Good	Standard
79	Cold Harbour Playing Fields	Warminster	BA12 8PA	No	2	Senior	No	-	Standard
81	Colerne Rugby Football Club (Higgins Field)	Corsham	SN14 8AT	Yes	1	Senior	Yes	-	Standard
88	Corsham Rugby Club	Corsham	SN13 9QG	Yes	1	Senior	Yes	Good	Standard
88	Corsham Rugby Club	Corsham	SN13 9QG	Yes	1	Senior	No	Good	Standard
93	Cricklade Manor Prep School	Royal Wootton Bassett & Cricklade	SN6 6BB	No	2	Junior	No	-	Poor
98	Dauntsey's School	Devizes	SN10 4HE	Yes-unused	9	Senior	No	-	Good

<sup>16</sup> Pitchpower reports completed outside of winter assessment window (November-February) defaulted to Standard quality.

<sup>17</sup> Ad hoc usage from Salisbury RUFC when the Club cannot use its own pitches; however, the site generally not available for wider community access and is therefore classified as being unavailable.

## WILTSHIRE COUNCIL PLAYING PITCH ASSESSMENT REPORT

Site ID	Site name	Analysis area	Postcode	Community use?	Number of pitches	Pitch type	Sports lighting?	PitchPower Score <sup>16</sup>	Quality rating
103	Devizes School	Devizes	SN10 3AG	Yes-unused	2	Senior	No	-	Poor
104	Devizes Sports Club	Devizes	SN10 3AG	Yes	1	Senior	No	Good	Standard
104	Devizes Sports Club	Devizes	SN10 3AG	Yes	1	Senior	Yes	Advanced	Standard
121	Fairview Fields (Cricklade Rugby Club)	Royal Wootton Bassett & Cricklade	SN6 6GH	Yes	1	Senior	Yes	Good	Standard
163	John of Gaunt School	Trowbridge	BA14 9EH	Yes-unused	2	Senior	No	-	Poor
171	Kingsbury Green Academy	Calne	SN11 8YH	No	1	Senior	No	-	Poor
176	Land Warfare Centre (Site 1)	Warminster	BA12 0DJ	No	1	Senior	No	-	Standard
182	Lavington School	Devizes	SN10 4EB	Yes-unused	1	Senior	No	-	Poor
194	Malmesbury School	Malmesbury	SN16 0DF	No	2	Senior	No	-	Standard
197	Marlborough College	Marlborough	SN8 1PA	No	8	Senior	No	-	Good
200	Marlborough Rugby Club	Marlborough	SN8 1DL	Yes	1	Senior	No	Good	Standard
200	Marlborough Rugby Club	Marlborough	SN8 1DL	Yes	1	Senior	No	Advanced	Standard
205	Melksham Oak Community School	Melksham	SN12 6QZ	Yes-unused	1	Senior	No	-	Standard
211	Mod Larkhill	Stonehenge	SP4 8QT	No	2	Senior	No	-	Standard
212	Mod Lyneham	Royal Wootton Bassett & Cricklade	SN15 4XX	No	3	Senior	No	-	Standard
218	Netherhampton Road	South West Wiltshire	SP2 8NP	Yes	1	Senior	No	Good	Standard
229	Oakfield Stadium	Melksham	SN12 7GU	Yes	1	Senior	No	-	Standard
229	Oakfield Stadium	Melksham	SN12 7GU	Yes	2	Senior	Yes	-	Standard
238	Pewsey Vale School	Pewsey	SN9 5EW	No	1	Senior	No	-	Poor
249	Queen Elizabeth II Playing Fields (Minety)	Malmesbury	SN16 9QH	Yes	1	Senior	Yes	Good	Good
249	Queen Elizabeth II Playing Fields (Minety)	Malmesbury	SN16 9QH	Yes	2	Senior	No	Good	Good
255	Royal Wootton Bassett Academy	Royal Wootton Bassett & Cricklade	SN4 7HG	No	1	Senior	No	-	Poor
262	Salisbury Rugby Football Club	Salisbury	SP1 3SA	Yes	1	Senior	Yes	Good	Standard
276	Sheldon School	Chippenham & Villages	SN14 6HJ	Yes-unused	3	Senior	No	-	Poor

## WILTSHIRE COUNCIL PLAYING PITCH ASSESSMENT REPORT

Site ID	Site name	Analysis area	Postcode	Community use?	Number of pitches	Pitch type	Sports lighting?	PitchPower Score <sup>16</sup>	Quality rating
280	Somme Road (Aspire Defence Ground)	Tidworth	SP11 9LS	No	1	Senior	No	-	Standard
297	St John's Marlborough	Marlborough	SN8 4AX	Yes-unused	1	Senior	No	-	Poor
299	St Laurence School	Bradford-on-Avon	BA15 1DZ	Yes-unused	1	Senior	No	-	Poor
317	Sutton Benger Recreation Ground	Chippenham & Villages	SN15 4RU	Yes	1	Senior	No	Basic	Standard
320	Tedworth Park Polo Club (Tidworth Site)	Tidworth	SP9 7AH	No	1	Senior	No	-	Standard
323	The Clarendon Academy	Trowbridge	BA14 0DJ	Yes-unused	1	Senior	No	-	Poor
325	The Corsham School	Corsham	SN13 9DF	No	1	Senior	No	-	Standard
337	The Trafalgar School at Downton	Southern Wiltshire	SP5 3HN	No	1	Senior	No	-	Poor
345	Trowbridge Rugby Club (Doric Park)	Trowbridge	BA14 6JB	Yes	1	Senior	Yes	-	Standard
345	Trowbridge Rugby Club (Doric Park)	Trowbridge	BA14 6JB	Yes	3	Senior	No	-	Standard
357	Warminster Prep School	Warminster	BA12 8JG	No	1	Junior	No	-	Poor
358	Warminster Rugby Club (Folly Lane)	Warminster	BA12 7RG	Yes	2	Senior	No	-	Standard
359	Warminster School	Warminster	BA12 8PJ	No	1	Senior	No	-	Standard
364	Westbury Rugby Club	Westbury	BA13 4LX	Yes	1	Senior	No	-	Standard
364	Westbury Rugby Club	Westbury	BA13 4LX	Yes	1	Senior	Yes	-	Standard
374	Wiltshire College Lackham	Corsham	SN15 2NY	No	1	Senior	No	-	Poor
398	Land Warfare Centre (Site 2)	Warminster	BA12 9DT	No	3	Senior	No	-	Standard
399	Larkhill Sports Ground	Stonehenge	SP4 8LX	No	1	Senior	No	-	Standard
400	Hudson's Field	Salisbury	SP1 3SB	Yes	2	Senior	No	Basic	Standard
401	Buckley Barracks	Chippenham & Villages	SN14 6BN	No	1	Senior	No	-	Standard

## WILTSHIRE COUNCIL PLAYING PITCH ASSESSMENT REPORT

---

As seen, poor quality community available pitches are located at:

- ◀ Bishop Wordsworths School
- ◀ Bradon Forest School
- ◀ Devizes School
- ◀ John of Gaunt School
- ◀ Lavington School
- ◀ Sheldon School
- ◀ St Johns Marlborough
- ◀ St Laurence School
- ◀ The Clarendon Academy

However, all but one of these is a school site and therefore not currently regularly access by clubs.

In relation to club-based pitches, Amesbury RUFC identifies that despite the drainage being good at Archers Gate Centenary Pavilion, the lack of regular in-depth maintenance, in addition to the significant overuse, reduces the pitches overall quality. The provision is assessed as standard quality.

Similarly, provision at Westbury Rugby Club is assessed as standard quality as the Club reports that the site suffers from waterlogging and can become unusable in periods of bad weather. This especially relates to the second pitch on site.

Since the recent development of adjacent housing, Warminster RUFC suggests that drainage on its pitches at Folly Lane has worsened. The Club reports greater water retention which has in turn reduced pitch quality to standard quality.

The pitches Queen Elizabeth II Playing Fields (Minety Rugby Club) are established on clay which means that they regularly retain water. The Club reports that pipe drainage is in place; however, this is over 20 years old and is in need of some enhancement. It also has ambitions to upgrade its sports lighting.

Fairview Fields (Cricklade Rugby Club) has a reported issue with dog fouling, despite a fence being installed around the pitch.

Conversely, Chippenham RUFC indicates pitch quality has improved over the last three years at Chippenham Rugby Club due to an investment into maintenance regime/equipment.

### ***Ancillary facilities***

Ancillary facility ratings are primarily influenced by the type of amenities which are available on a site accompanied by their quality. This relates to provision such as a clubhouse, changing rooms and car parking as well as dedicated official and spectator facilities.

The table below identifies the quality of provision for active rugby union sites across Wiltshire. As seen, 12 sites are serviced by good quality facilities, four by standard quality facilities and two by poor quality facilities. In addition, Hudson's Field and Sutton Benger Recreation Ground are not serviced by any dedicated ancillary provision, although users of the former are able to instead utilise the provision at Salisbury Rugby Football Club. In comparison Sutton Benger RUFC, users of the latter, use provision at the adjacent village hall.

# WILTSHIRE COUNCIL PLAYING PITCH ASSESSMENT REPORT

Table 5.11: Summary of ancillary provision quality

Club	Site ID	Site name	Analysis area	Ancillary quality
Amesbury RUFC	15	Archers Gate Centenary Pavilion	Stonehenge	Poor
Bradford-on-Avon RUFC	44	Bradford on Avon Rugby Club	Bradford-on-Avon	Good
Calne RUFC	59	Calne Recreation Ground	Calne	Standard
Chippenham RUFC	71	Chippenham Rugby Club	Chippenham & Villages	Good
Colerne RUFC	81	Colerne Rugby Football Club (Higgins Field)	Corsham	Good
Corsham RUFC	88	Corsham Rugby Club	Corsham	Good
Cricklade RUFC	121	Fairview Fields (Cricklade RUFC)	Royal Wootton Bassett & Cricklade	Standard
Devizes RUFC	104	Devizes Sports Club	Devizes	Good
Marlborough RUFC	200	Marlborough Rugby Club	Marlborough	Good
Melksham RUFC	229	Oakfield Stadium	Melksham	Good
Minety RUFC	249	Queen Elizabeth II Playing Fields (Minety)	Malmesbury	Standard
Pewsey Vale RUFC	13	Angela Yeates Memorial Ground	Pewsey	Good
Royal Wootton Bassett RUFC	22	Ballards Ash Sports Ground	Royal Wootton Bassett & Cricklade	Good
Salisbury RUFC	262	Salisbury Rugby Football Club	Salisbury	Good
Salisbury RUFC	400	Hudson's Field	Salisbury	N/A
Sutton Benger RUFC	317	Sutton Benger Recreation Ground	Chippenham & Villages	N/A
Trowbridge RUFC	345	Trowbridge Rugby Club (Doric Park)	Trowbridge	Good
Warminster RUFC	358	Warminster Rugby Club (Folly Lane)	Warminster	Standard
Westbury RUFC	364	Westbury Rugby Club	Westbury	Good
Wheatsheaf Cabin Crew RUFC	218	Netherhampton Road	South West Wiltshire	Poor

Wheatsheaf Cabin Crew RUFC agrees that the facilities at Netherhampton Road are poor quality. The Club states that pipes burst in 2022 resulting in serious damage to the roof, with this meaning that it has not been able to use the provision before and after home matches.

The ancillary facilities at Archers Gate Centenary Pavilion are shared between Amesbury CC and Amesbury RUFC; however, the rugby club reports that the provision is primarily suited for cricket. The Club identifies that it does not meet rugby requirements despite the overall condition of the provision, therefore the provision is considered poor for rugby union.

The ancillary provision at Folly Lane is generally standard quality; however, the Club suggests that it requires a new boiler. Similarly, Cricklade RUFC accesses standard quality facilities at Fairview Fields, but this is via a basic adapted storage container. The Club suggests that this meets its changing room needs but it requires additional storage and social spaces, particularly to better accommodate age grade demand.

# WILTSHIRE COUNCIL PLAYING PITCH ASSESSMENT REPORT

Devizes RUFC took over the management of its clubhouse (formerly a sports club) during the Covid-19 pandemic but specifies that this is now becoming untenable. It is looking for potential options to maximise letting the facility in order to become more sustainable.

Marlborough RUFC's clubhouse has recently had funding to enhance its changing, physio and official rooms. It now states plans to further upgrade the kitchen facilities and potentially create a dedicated medical room.

Chippenham RUFC wants to improve and increase its changing rooms and medical facilities to better meet female demand. Likewise, Cricklade RUFC aspires to build a new social space in order to increase and better accommodate age grade and particularly girls' activity.

### 5.3: Demand

Demand for rugby union pitches in Wiltshire tends to fall within the categories of organised competitive play and organised training.

For competitive play, rugby union demand is split between adult rugby, age grade boys/girls' rugby (previously junior) and age grade mixed rugby (previously mini). Age grade runs from U12 level to U18 level (otherwise known as colts), whilst age grade mixed is for U7 to U11 level. In addition, new girls' age bands have been established, with the new age bands being at U12, U14, U16 and U18 level.

#### **Competitive play**

There are 19 community rugby union clubs based in Wiltshire providing a total of 188 teams. This is divided into 33 senior men's, six senior women's, 41 age grade boys, 22 age grade girls' and 74 age grade mixed, ten dedicated boys U12s and two dedicated girls U12s teams.

Bradford-on-Avon, Chippenham, Devizes, Marlborough, Melksham, Royal Wootton Bassett, Salisbury and Trowbridge clubs all accommodate women and girls demand to some capacity. A club-by-club summary can be seen in the following table.

*Table 5.12: Summary of Wiltshire based club demand*

Club	Analysis area	Age Grade Mixed (U7 - U11)	Age Grade Girls (U12)	Age Grade Boys (U12)	Age Grade (Boys and Girls U13 - U18 inc)	Adult Male and Female Teams
Amesbury RUFC	Stonehenge	4	-	-	1	2
Bradford-on-Avon RUFC	Bradford-on-Avon	5	1	1	6	1
Calne RUFC	Calne	-	-	-	-	1
Chippenham RUFC	Chippenham & Villages	5	-	1	8	4
Colerne RUFC	Corsham	5	-	-	-	1
Corsham RUFC	Corsham	5	-	1	4	2
Cricklade RUFC	Royal Wootton Bassett & Cricklade	5	-	-	1	1



# WILTSHIRE COUNCIL PLAYING PITCH ASSESSMENT REPORT

Club	Analysis area	Age Grade Mixed (U7 - U11)	Age Grade Girls (U12)	Age Grade Boys (U12)	Age Grade (Boys and Girls U13 - U18 inc)	Adult Male and Female Teams
Devizes RUFC	Devizes	5	-	1	5	3
Marlborough RUFC	Marlborough	5	-	1	4	2
Melksham RUFC	Melksham	5	1	1	4	3
Minety RUFC	Malmesbury	5	-	1	1	1
Pewsey Vale RUFC	Pewsey	5	-	-	-	1
Royal Wootton Bassett RUFC	Royal Wootton Bassett & Cricklade	5	-	1	9	4
Salisbury RUFC	Salisbury	5	-	1	12	3
Sutton Benger RUFC	Chippenham & Villages	-	-	-	-	1
Trowbridge RUFC	Trowbridge	5	-	1	7	4
Warminster RUFC	Warminster	5	-	-	1	2
Westbury RUFC	Westbury	-	-	-	-	2
Wheatsheaf Cabin Crew RUFC	South West Wiltshire	-	-	-	-	1
<b>Total</b>	<b>-</b>	<b>74</b>	<b>2</b>	<b>10</b>	<b>63</b>	<b>39</b>

The breakdown of teams by analysis area can be seen in the table below. Only the Southern Wiltshire and Tidworth analysis areas are without any demand.

Table 5.13: Supply of all rugby union pitches across Wiltshire by analysis area

Analysis area	Age Grade Mixed (U7 -U11)	Age Grade Girls (U12)	Age Grade Boys (U12)	Age Grade (Boys and Girls U13 - U18 inc)	Adult Male and Female Teams	Total
Stonehenge	4	-	-	1	2	7
Bradford-on-Avon	5	1	1	6	1	14
Calne	-	-	-	-	1	1
Chippenham & Villages	5	-	1	8	5	19
Corsham	10	-	1	4	3	18
Devizes	5	-	1	5	3	14
Malmesbury	5	-	1	1	1	8
Marlborough	5	-	1	4	2	12
Melksham	5	1	1	4	3	14
Pewsey	5	-	-	-	1	6
Royal Wootton Bassett & Cricklade	10	-	1	10	5	26
Salisbury	5	-	1	12	3	21
South West Wiltshire	-	-	-	-	1	1

## WILTSHIRE COUNCIL PLAYING PITCH ASSESSMENT REPORT

Analysis area	Age Grade Mixed (U7 -U11)	Age Grade Girls (U12)	Age Grade Boys (U12)	Age Grade (Boys and Girls U13 - U18 inc)	Adult Male and Female Teams	Total
Southern Wiltshire	-	-	-	-	-	-
Tidworth	-	-	-	-	-	-
Trowbridge	5	-	1	7	4	17
Warminster	5	-	-	1	2	8
Westbury	-	-	-	-	2	2
<b>Total</b>	<b>74</b>	<b>2</b>	<b>10</b>	<b>63</b>	<b>39</b>	<b>188</b>

### **Additional demand**

In addition to the affiliated teams above, the following clubs also offer some form of other weekly rugby sessions/initiatives such as Touch Rugby, Walking Rugby, 7s or TAG:

- ◀ Chippenham RUFC
- ◀ Cricklade RUFC
- ◀ Marlborough RUFC
- ◀ Minety RUFC
- ◀ Royal Wootton Bassett RUFC
- ◀ Salisbury RUFC
- ◀ Trowbridge RUFC
- ◀ Wheatsheaf Cabin Crew RUFC

Additionally, Warminster RUFC reports that it is in the process of developing walking rugby sessions.

### **Training demand**

Throughout the Country, many rugby union teams train at their home ground on match pitches. As a result, usage is concentrated which reduces the capacity for match play on these pitches and means they are more likely to be overplayed. A key factor in determining the extent of training on match pitches is the presence of sports lighting.

The table below summarises the training demand for all community rugby union clubs across Wiltshire.

*Table 5.14: Summary of training demand for Wiltshire based clubs*

Club	Site ID	Site name	Sports lit training provision	Match equivalent sessions per week
Amesbury RUFC	15	Archers Gate Centenary Pavilion	Portable sports lighting on pitch	2.5
Bradford-on-Avon RUFC	44	Bradford-on-Avon Rugby Club	Sports lit senior pitch	2.5
Bradford-on-Avon RUFC	44	Bradford-on-Avon Rugby Club	Sports lit training area	2
Calne RUFC	59	Calne Recreation Ground	Portable sports lighting on pitch	1

## WILTSHIRE COUNCIL PLAYING PITCH ASSESSMENT REPORT

Club	Site ID	Site name	Sports lit training provision	Match equivalent sessions per week
Chippenham RUFC	71	Chippenham Rugby Club	Sports lit World Rugby compliant 3G	8.25
Colerne RUFC	81	Colerne Rugby Football Club (Higgins Field)	Sports lit senior pitch	1
Corsham RUFC	88	Corsham Rugby Club	Sports lit senior pitch	4.25
Cricklade RUFC	121	Fairview Fields (Cricklade Rugby Club)	Partial sports lit senior pitch	1.5
Devizes RUFC	104	Devizes Sports Club	Sports lit senior pitch	3
Devizes RUFC	104	Devizes Sports Club	Sports lit training area	2.75
Marlborough RUFC	197	Marlborough College	Sports lit hockey suitable AGP	2
Marlborough RUFC	200	Marlborough Rugby Club	Portable sports lighting on pitch	4.25
Melksham RUFC	229	Oakfield Stadium	Sports lit senior pitches	5.5
Minety RUFC	249	Queen Elizabeth II Playing Fields (Minety)	Portable sports lighting on pitch	1.75
Pewsey Vale RUFC	13	Angela Yeates Memorial Ground	Sports lit training area	1
Royal Wootton Bassett RUFC	22	Ballards Ash Sports Ground	Sports lit senior pitches	8.75
Salisbury RUFC	262	Salisbury Rugby Football Club	Sports lit training area	4.25
Salisbury RUFC	262	Salisbury Rugby Football Club	Sports lit pitch	5
Sutton Benger RUFC	317	Sutton Benger Recreation Ground	Portable sports lighting on pitch	1
Trowbridge RUFC	345	Trowbridge Rugby Club (Doric Park)	Sports lit senior pitch	7.75
Warminster RUFC	176	Land Warfare Centre (Site 1)	Sports lit hockey suitable AGP	4
Westbury RUFC	364	Westbury Rugby Club	Sports lit senior pitch	2
Wheatsheaf Cabin Crew RUFC	262	Salisbury Rugby Football Club	Sports lit training pitch (away from home site)	1

In total, there are 79 match equivalent sessions of training demand occurring on a weekly basis across Wiltshire, with the majority of this taking place on grass pitches (59 match equivalent sessions) through either permanent or portable sports lighting. The remainder takes place on either artificial provision (four match equivalent sessions on 3G and six match equivalent sessions on sand-based) or dedicated sports lit training areas (10 match equivalent sessions).

# WILTSHIRE COUNCIL

## PLAYING PITCH ASSESSMENT REPORT

---

Marlborough RUFC specifically mentioning plans for development. However, the presence of training demand on grass pitches can cause significant overuse and, as a consequence, quality issues.

### *Use of artificial pitches*

An alternative to training on grass pitches is the use of 3G pitches. World Rugby produced the 'Performance Specification for artificial grass pitches for rugby', more commonly known as 'Regulation 22' that provides the necessary technical detail to produce pitch systems that are appropriate for rugby union. A World Rugby compliant pitch also enables the transfer of match demand from grass pitches onto 3G pitches, which alleviates overplay of grass pitches and as a result protects quality.

There are two World Rugby compliant full size pitches in Wiltshire located at Chippenham Rugby Club and Tidworth Oval. The former is used for training and competitive demand by Chippenham RUFC, whilst the latter is used by the MOD to meet its internal demand. Externally, it is mainly used for community football training.

In addition, there are clear aspirations to create additional World Rugby compliant provision in Wiltshire, particularly in the Trowbridge, Marlborough and Melksham analysis areas. This need will be further examined in the preceding Strategy document, which will also examine the potential need elsewhere.

### ***Imported and exported demand***

There are no known clubs exporting or importing demand out of or into Wiltshire.

### ***Latent/unmet demand***

Amesbury RUFC is actively trying to increase its participation levels, particularly at age grade level; however, it suggests that it currently cannot grow due to a lack of suitable pitch space. As previously referenced, it indicates that it is searching for additional provision to increase the number of teams it accommodates.

Wheatsheaf Cabin Crew RUFC, Warminster RUFC and Cricklade RUFC also all report latent demand due to a lack of pitch capacity, whilst Trowbridge RUFC indicates that it would be able to accommodate more teams if it had additional or larger changing rooms.

### ***Future demand***

Future demand can be defined via several ways, including through participation increases and by using population forecasts. In addition, the preceding Strategy & Action Plan document will contain housing growth scenarios that will estimate additional demand that could arise from developments across Wiltshire.

### ***Population growth***

Based on population projections to 2038 (the period to which this assessment projects population based future demand), Sport England's Playing Pitch Calculator can estimate the likely additional demand for grass rugby union pitches that will arise from any growth. This is by using the current and future populations in each of the relevant age groups together with the current team numbers, with team generation rates then established to understand how much growth is required to establish one new team.

## WILTSHIRE COUNCIL PLAYING PITCH ASSESSMENT REPORT

For reference, the total current population in Wiltshire of 515,363 will increase to 541,068 by 2038. This is an increase of 25,704 people. The table below shows the number of new rugby union teams projected to be generated by the new population and the requisite match equivalent sessions it will create.

Table 5.15: Authority wide team generation rates

Age group	Team generation rate	Number of new teams generated by the new population	Number of new teams generated by the new population - rounded figure	Match equivalent sessions per week
Men (19-45yrs)	1:2,336	1.86	1	1
Women (19-45yrs)	1:12,043	0.34	0	0
Boys (13-18yrs)	1:471	2.31	2	1
Girls (13-18yrs)	1:841	1.24	0	0
Mixed (7-12yrs)	1:452	4.85	4	1

Future growth from population increases amounts to one senior men's, two age grade boys and four age grade mixed teams. This equates to three match equivalent sessions per week of demand on full size senior pitches in terms of match play, with this also likely to equate to three match equivalent sessions per week of training demand. However, when the future growth is applied on an analysis area basis, due to Wiltshire's geographical size, the demand dissipates and cannot be accurately accredited to any specific analysis area.

Notwithstanding the above, it should be noted that the RFU and clubs aim to grow participation across Wiltshire above and beyond what is solely suggested from population increases. In fact, it is anticipated that future growth at the clubs will far exceed the eight teams suggested particularly in relation to female activity and in age grade groups. Specific details regarding club ambitions are outlined in the section below.

### Participation growth

Overall, nine clubs that responded to consultation report future aspirations. Future demand identified by these equates to 20 teams and seven match equivalent sessions per week on senior pitches. This is summarised in the following table.

Table 5.16: Summary of Wiltshire club aspirational future demand

Club	Analysis area	Future team aspirations	Match equivalent sessions per week
Amesbury RUFC	Stonehenge	1 x Age grade girls (U12s)	0.25
Amesbury RUFC	Stonehenge	1 x Age grade boys (U12s)	0.25
Amesbury RUFC	Stonehenge	1 x Age grade mixed	0.25
Calne RUFC	Calne	3 x Age grade mixed 1 x Age grade boys 1 x Age grade girls	1.75
Cricklade RUFC	Royal Wootton Bassett & Cricklade	3 x Age Grade (Boys and Girls U13 - U18 inc)	1.5
Cricklade RUFC	Royal Wootton Bassett & Cricklade	1 x Age grade mixed	0.25
Devizes RUFC	Devizes	1 x Age grade girls (U12s)	0.25

## WILTSHIRE COUNCIL PLAYING PITCH ASSESSMENT REPORT

Club	Analysis area	Future team aspirations	Match equivalent sessions per week
Marlborough RUFC	Marlborough	1 x Age grade girls (U12s)	0.25
Marlborough RUFC	Marlborough	1 x Age grade girls (U13s – U18s)	0.5
Royal Wootton Bassett RUFC	Royal Wootton Bassett & Cricklade	1 x Age grade girls (U12s)	0.25
Trowbridge RUFC	Trowbridge	1 x Age grade girls (U12s)	0.25
Wheatsheaf Cabin Crew RUFC	South West Wiltshire	1 x Age Grade (Boys and Girls U13 - U18 inc)	0.5
Wheatsheaf Cabin Crew RUFC	South West Wiltshire	1 x Senior men's	0.5
Westbury RUFC	Westbury	1 x Senior men's	1
-	-	<b>Total</b>	<b>6</b>

In addition, Warminster and Minety rugby clubs both state aspirations to increase participation but do not quantify this demand.

In terms of training, 20 additional teams could establish as much as 20 match equivalent sessions of demand, although this is likely to be less for some of the younger age groups that are forecast.

### *Future demand summary*

In the supply and demand analysis at the end of this section of the report, it is considered unfeasible for all future demand to be factored in. This is because it is likely that club aspirations will absorb the future demand identified through population growth, rather than them being judged separately and therefore double counted. As such, only demand identified through population growth is taken forward, with club demand considered to be more theoretical and aspirational.

Notwithstanding the above, the proceeding Strategy & Action Plan document will contain a scenario that will consider the impact if club aspirations are also realised.

### **5.4: Capacity analysis**

The capacity for pitches to regularly accommodate competitive play, training and other activity over a season is most often determined by quality. As a minimum, the quality and therefore the capacity of a pitch affects the playing experience and people's enjoyment of playing rugby. In extreme circumstances, it can result in the inability of a pitch to cater for all or certain types of play during peak and off-peak times.

It is said by the RFU that a poor quality pitch can accommodate three hours worth of play per week, with this generally equating to 180 minutes of senior matches (80 minutes plus additional time) and, thus, two match equivalent sessions of demand. For standard quality pitches, this increases to four hours (2.6 match equivalent sessions), whilst for good quality pitches it is five hours (3.3 match equivalent sessions).

# WILTSHIRE COUNCIL PLAYING PITCH ASSESSMENT REPORT

Table 5.18: New pitch capacity guidance (match equivalent sessions per week)

PPS quality rating	Pitch capacity (match equivalent sessions per week)
Poor	2
Standard	2.6
Good	3.3

This therefore informs the capacity analysis, with current levels of demand compared to the pitch supply in place on a site-by-site basis. In addition, to enable an accurate supply and demand assessment, the following assumptions are applied:

- ◀ All sites that are or could be used for competitive rugby matches (regardless of whether this is secured community use) are included on the supply side.
- ◀ All competitive play is on senior sized pitches, with age grade teams playing on overmarked pitches, unless dedicated age grade pitches are known to be instead.
- ◀ From U13s upwards, teams play 15v15 and use a full pitch.
- ◀ For senior and age grade boys/girls teams U13-U18, the current level of play per week is set at 0.5 match equivalent sessions for each match played based on all teams operating on a home and away basis.
- ◀ For U12s, one match equates to 0.25 match equivalent sessions as a smaller pitch area is utilised and matches are shorter.
- ◀ Age grade mixed teams (U7s-U11s) play on only a proportion of senior pitch, with match play equating to 0.125 match equivalent sessions per week.
- ◀ Training that takes place on marked pitches is reflected by the addition of match equivalent sessions to current usage levels (one training session is one match equivalent session per week).
- ◀ Internal use of school pitches is added to current play, where community availability is offered, as determined on a site-by-site basis depending on levels of activity.
- ◀ Other usage of pitches (e.g., by football teams) is added as match equivalent sessions based on the level and regularity of play.

## ***The peak period***

In order to fully establish actual spare capacity, the peak period needs to be established for all types of rugby union. For senior pitches, it is Saturday PM as all senior men's teams play at this time.

In the capacity analysis table that follows, a pitch is only said to have 'actual spare capacity' if it is available for community use and available at the peak time for that format of play. Any pitch not meeting this criterion is therefore not considered to have additional capacity, although it may have capacity outside of the peak period.

There may also be situations where, although a site is highlighted as potentially able to accommodate some additional play, this should not be recorded as spare capacity against the site. For example, a site may be managed to operate slightly below full capacity to ensure that it can cater for a number of regular friendly matches and activities that take place but are difficult to quantify on a weekly basis.

Pitches that are of a poor quality are not deemed to have actual spare capacity due to the already low carrying capacity of the pitches. Any identified spare capacity should be retained in order to relieve the pitches of use, which in turn will aid the improvement of pitch quality. Furthermore, any pitches with unsecured tenure are not considered to have actual spare capacity as no further play should be encouraged on such sites given that future access cannot be guaranteed.

# WILTSHIRE COUNCIL PLAYING PITCH ASSESSMENT REPORT

---

---

The way the above is represented in the Table 5.19 is as follows:

Spare capacity in peak period (examples)	Explanation of spare capacity
1	If the cell is highlighted in green with a number, it means that the pitch/es has actual spare capacity at peak time.
-	If the cell has a dash in it, it means the pitch is played to capacity during the peak period.
1	If the cell has a number in it but is not highlighted, it means the pitch has spare capacity at peak period; however, this is discounted. This could be due to unsecure tenure, poor pitch quality, the pitch not being available for community use, or the pitch already being played to capacity or being overplayed (outside of peak time).



**WILTSHIRE COUNCIL  
PLAYING PITCH ASSESSMENT REPORT**

Table 5.19: Capacity table for rugby pitches in Wiltshire

Site ID	Site name	Analysis area	Post code	Community use?	No. of pitches	Pitch type	Sports lights?	Quality rating	Pitch capacity (match equivalent sessions per week)	Competitive demand (match equivalent sessions per week)	Training sessions (match equivalent sessions per week)	Capacity rating (match equivalent sessions)	Actual spare capacity (match equivalent sessions)	Comments
13	Angela Yeates Memorial Ground	Pewsey	SN9 5NL	Yes	2	Senior	No	Standard	5.2	1.75	1	2.45	1	Actual spare capacity of one match equivalent sessions.
15	Archers Gate Centenary Pavilion	Stonehenge	SP4 7XX	Yes	1	Senior	No	Standard	2.6	2	2.5	1.9	0.5	Pitch is overplayed by 1.9 match equivalent sessions.
16	Arcot Road (Aspire Defence Ground)	Tidworth	SP9 7AH	No	1	Senior	No	Standard	2.6	-	-	-	1	Not available for community use.
21	Azimghur Barracks	Corsham	SN14 8QY	No	1	Senior	No	Standard	2.6	-	-	-	1	Not available for community use.
22	Ballards Ash Sports Ground	Royal Wootton Bassett & Cricklade	SN4 8DS	Yes	2	Senior	Yes	Good	6.6	1	8.75	3.15	1	Pitches are overplayed by 3.15 match equivalent sessions.
22	Ballards Ash Sports Ground	Royal Wootton Bassett & Cricklade	SN4 8DS	Yes	3	Senior	No	Good	9.9	6.5	-	2.4	2	Actual spare capacity at peak time.
33	Bishop Wordsworths School	Salisbury	SP1 2ED	Yes	2	Senior	No	Poor	4	4	-	0	2	Played to capacity through curricular and extracurricular demand.
44	Bradford-on-Avon Rugby Club	Bradford-on-Avon	BA15 2HR	Yes	1	Senior	Yes	Standard	2.6	-	4.5	1.9	0.5	Pitch is overplayed by 1.9 match equivalent sessions.
44	Bradford-on-Avon Rugby Club	Bradford-on-Avon	BA15 2HR	Yes	2	Senior	No	Standard	5.2	4.9	-	0.3	1	Insufficient spare capacity to accommodate an increase in demand.
46	Bradon Forest School	Royal Wootton Bassett & Cricklade	SN5 4AT	Yes	1	Senior	No	Poor	2	2	-	0	1	Played to capacity through curricular and extracurricular demand.
59	Calne Recreation Ground	Calne	SN11 8DX	Yes	1	Senior	No	Good	3.3	1	1	1.3	0.5	Actual spare capacity at peak time.
63	Chafyn Grove School	Salisbury	SP1 1LR	No	2	Senior	No	Good	6.6	-	-	-	2	Not available for community use.
71	Chippenham Rugby Club	Chippenham & Villages	SN14 0YZ	Yes	2	Senior	Yes	Standard	5.2	6.9	-	1.7	1.5	Pitches are overplayed by 1.7 match equivalent sessions.
79	Cold Harbour Playing Fields	Warminster	BA12 8PA	No	2	Senior	No	Standard	5.2	-	-	-	2	Not available for community use.
81	Colerne Rugby Football Club (Higgins Field)	Corsham	SN14 8AT	Yes	1	Senior	Yes	Standard	2.6	1.1	1	0.5	0.5	Actual spare capacity at peak time.
88	Corsham Rugby Club	Corsham	SN13 9QG	Yes	1	Senior	Yes	Standard	2.6	1	4.25	2.65	0.5	Pitch is overplayed by 2.65 match equivalent sessions.
88	Corsham Rugby Club	Corsham	SN13 9QG	Yes	1	Senior	No	Standard	2.6	3	-	0.4	0.5	Pitch is overplayed by 0.4 match equivalent session.
93	Cricklade Manor Prep School	Royal Wootton Bassett & Cricklade	SN6 6BB	No	2	Junior	No	Poor	4	-	-	-	2	Not available for community use.
98	Dauntsey's School	Devizes	SN10 4HE	Yes	9	Senior	No	Good	29.7	9	-	20.7	9	Actual spare capacity unavailable due to unsecure tenure.
103	Devizes School	Devizes	SN10 3AG	Yes	2	Senior	No	Poor	4	4	-	0	2	Played to capacity through curricular and extracurricular demand.

**WILTSHIRE COUNCIL  
PLAYING PITCH ASSESSMENT REPORT**

Site ID	Site name	Analysis area	Post code	Community use?	No. of pitches	Pitch type	Sports lights?	Quality rating	Pitch capacity (match equivalent sessions per week)	Competitive demand (match equivalent sessions per week)	Training sessions (match equivalent sessions per week)	Capacity rating (match equivalent sessions)	Actual spare capacity (match equivalent sessions)	Comments
104	Devizes Sports Club	Devizes	SN10 3AG	Yes	1	Senior	No	Standard	2.6	4.5	-	1.9	-	Pitch is overplayed by 1.9 match equivalent sessions.
104	Devizes Sports Club	Devizes	SN10 3AG	Yes	1	Senior	Yes	Standard	2.6	0.5	5.25	3.15	0.5	Pitch is overplayed by 3.15 match equivalent sessions.
121	Fairview Fields (Cricklade Rugby Club)	Royal Wootton Bassett & Cricklade	SN6 6GH	Yes	1	Senior	Partial	Standard	2.6	1.25	1.5	0.15	0.5	Pitch is overplayed by 0.15 match equivalent sessions.
163	John of Gaunt School	Trowbridge	BA14 9EH	Yes	2	Senior	No	Poor	2.6	2.6	-	0	2	Played to capacity through curricular and extracurricular demand.
171	Kingsbury Green Academy	Calne	SN11 8YH	No	1	Senior	No	Poor	2	-	-	-	1	Not available for community use.
176	Land Warfare Centre (Site 1)	Warminster	BA12 0DJ	No	1	Senior	No	Standard	2.6	-	-	-	1	Not available for community use.
182	Lavington School	Devizes	SN10 4EB	Yes	1	Senior	No	Poor	2	2	-	0	1	Played to capacity through curricular and extracurricular demand.
194	Malmesbury School	Malmesbury	SN16 0DF	No	2	Senior	No	Standard	5.2	-	-	-	2	Not available for community use.
197	Marlborough College	Marlborough	SN8 1PA	No	8	Senior	No	Good	26.4	-	-	-	8	Not available for community use.
200	Marlborough Rugby Club	Marlborough	SN8 1DL	Yes	1	Senior	No	Standard	2.6	3.5	-	0.9	0.5	Pitch overplayed by 0.9 match equivalent sessions.
200	Marlborough Rugby Club	Marlborough	SN8 1DL	Yes	1	Senior	No	Standard	2.6	0.5	4.25	2.15	0.5	Pitch is overplayed by 2.15 match equivalent sessions.
205	Melksham Oak Community School	Melksham	SN12 6QZ	Yes	1	Senior	No	Standard	2.6	2.6	-	0	2	Played to capacity through curricular and extracurricular demand.
211	MOD Larkhill	Stonehenge	SP4 8QT	No	2	Senior	No	Standard	5.2	-	-	-	2	Not available for community use.
212	MOD Lyneham	Royal Wootton Bassett & Cricklade	SN15 4XX	No	3	Senior	No	Standard	6.6	-	-	-	3	Not available for community use.
218	Netherhampton Road	South West Wiltshire	SP2 8NP	Yes	1	Senior	No	Standard	2.6	0.5	-	2.1	0.5	Actual spare capacity at peak time.
229	Oakfield Stadium	Melksham	SN12 7GU	Yes	1	Senior	No	Standard	2.6	3.75	-	1.15	1	Pitch overplayed by 1.15 match equivalent sessions.
229	Oakfield Stadium	Melksham	SN12 7GU	Yes	2	Senior	Yes	Standard	5.2	1.25	5.5	1.55	0.5	Pitches overplayed by 1.55 match equivalent sessions.
238	Pewsey Vale School	Pewsey	SN9 5EW	No	1	Senior	No	Poor	2.6	-	-	-	1	Not available for community use.
249	Queen Elizabeth II Playing Fields (Minety)	Malmesbury	SN16 9QH	Yes	1	Senior	Yes	Good	3.3	0.5	1.75	1.05	0.5	Actual spare capacity at peak time.
249	Queen Elizabeth II Playing Fields (Minety)	Malmesbury	SN16 9QH	Yes	2	Senior	No	Good	6.6	1.5	-	5.1	1	Actual spare capacity at peak time.
255	Royal Wootton Bassett Academy	Royal Wootton Bassett & Cricklade	SN4 7HG	No	1	Senior	No	Poor	2	-	-	-	1	Not available for community use.

**WILTSHIRE COUNCIL  
PLAYING PITCH ASSESSMENT REPORT**

Site ID	Site name	Analysis area	Post code	Community use?	No. of pitches	Pitch type	Sports lights?	Quality rating	Pitch capacity (match equivalent sessions per week)	Competitive demand (match equivalent sessions per week)	Training sessions (match equivalent sessions per week)	Capacity rating (match equivalent sessions)	Actual spare capacity (match equivalent sessions)	Comments
262	Salisbury Rugby Football Club	Salisbury	SP1 3SA	Yes	1	Senior	Yes	Standard	2.6	1	9.25 <sup>18</sup>	7.65	0.5	Pitch is overplayed by 7.65 match equivalent sessions.
276	Sheldon School	Chippenham & Villages	SN14 6HJ	Yes	3	Senior	No	Poor	6	5	-	1	3	Played close to capacity through curricular and extracurricular demand.
280	Somme Road (Aspire Defence Ground)	Tidworth	SP11 9LS	No	1	Senior	No	Standard	2.6	-	-	-	1	Not available for community use.
297	St John's Marlborough	Marlborough	SN8 4AX	Yes	1	Senior	No	Poor	2	2	-	0	1	Played to capacity through curricular and extracurricular demand.
299	St Laurence School	Bradford-on-Avon	BA15 1DZ	Yes	1	Senior	No	Poor	2	2	-	0	1	Played to capacity through curricular and extracurricular demand.
317	Sutton Benger Recreation Ground	Chippenham & Villages	SN15 4RU	Yes	1	Senior	No	Standard	2.6	0.5	1	1.1	0.5	Actual spare capacity retained to ensure pitch quality.
320	Tedworth Park Polo Club (Tidworth Site)	Tidworth	SP9 7AH	No	1	Senior	No	Standard	2.6	-	-	-	1	Not available for community use.
323	The Clarendon Academy	Trowbridge	BA14 0DJ	Yes	1	Senior	No	Poor	2	2	-	0	1	Played to capacity through curricular and extracurricular demand.
325	The Corsham School	Corsham	SN13 9DF	No	1	Senior	No	Standard	2.6	-	-	-	2	Not available for community use.
337	The Trafalgar School at Downton	Southern Wiltshire	SP5 3HN	No	1	Senior	No	Poor	2	-	-	-	1	Not available for community use.
345	Trowbridge Rugby Club (Doric Park)	Trowbridge	BA14 6JB	Yes	1	Senior	Yes	Standard	2.6	-	7.75	5.15	0.5	Pitch overplayed by 5.65 match equivalent sessions.
345	Trowbridge Rugby Club (Doric Park)	Trowbridge	BA14 6JB	Yes	3	Senior	No	Standard	6.6	7	-	0.4	1.5	Pitches overplayed by 0.4 match equivalent sessions.
357	Warminster Prep School	Warminster	BA12 8JG	No	1	Junior	No	Poor	2	-	-	-	1	Not available for community use.
358	Warminster Rugby Club (Folly Lane)	Warminster	BA12 7RG	Yes	2	Senior	No	Standard	5.2	2	2	1.2	1	Actual spare capacity at peak time.
359	Warminster School	Warminster	BA12 8PJ	No	1	Senior	No	Standard	2.6	-	-	-	1	Not available for community use.
364	Westbury Rugby Club	Westbury	BA13 4LX	Yes	1	Senior	No	Standard	2.6	1	-	1.6	-	No actual spare capacity available at peak time.
364	Westbury Rugby Club	Westbury	BA13 4LX	Yes	1	Senior	Yes	Standard	2.6	-	2.5	0.1	1	Pitch is played close to capacity.
374	Wiltshire College Lackham	Corsham	SN15 2NY	No	1	Senior	No	Poor	2	-	-	-	1	Not available for community use.
398	Land Warfare Centre (Site 2)	Warminster	BA12 9DT	No	3	Senior	No	Standard	6.6	-	-	-	3	Not available for community use.
399	Larkhill Sports Ground	Stonehenge	SP4 8LX	No	1	Senior	No	Standard	2.6	-	-	2.6	2	Actual spare capacity unavailable due to unsecure tenure.
400	Hudson's Field	Salisbury	SP1 3SB	Yes	2	Senior	No	Standard	5.2	7.5	-	2.3	-	Pitches overplayed by 2.3 match equivalent sessions.
401	Buckley Barracks	Chippenham & Villages	SN14 6BN	No	1	Senior	No	Standard	2.6	-	-	-	1	Not available for community use.

<sup>18</sup> One match equivalent sessions of training demand originates from Wheatsheaf Cabin Crew RUFC.

# WILTSHIRE COUNCIL PLAYING PITCH ASSESSMENT REPORT

## ***Midweek spare capacity/overplay***

Midweek capacity differs to that of whole site conclusions which are highlighted below and above in Table 5.19. For community rugby union clubs, for playing purposes, the only use of any site midweek is for access to grass or artificial grass pitches which have accompanying sports lighting to support midweek training requirements for members. On any given site, only a proportion of pitches provide sports lighting, and some sites have no provision altogether.

As a result of the requirement for sports lighting and many pitches not providing it, many pitches are, in effect, unusable midweek. As the player base for community clubs must train during autumnal and winter evenings (aligned to the rugby union season) where sports lighting is an essential requirement having a sufficient capacity to accommodate this is essential.

The table below highlights the midweek capacity position, based on pitches which provide sports lighting. Note, Chippenham RUFC, which has a 3G pitch that accommodates all training demand for its teams, is discounted from the table below.

*Table 5.20: Midweek capacity balance on sports-lit pitches only*

Site ID	Site name	Number of fully sports-lit pitches available midweek	Pitch quality	Capacity balance
15	Archers Gate Centenary Pavilion	0 out of 1 pitch on site (portable sports lighting used)	Standard	1.9
22	Ballards Ash Sports Ground	2 out of 5 pitches on site	Good	3.15
44	Bradford-on-Avon Rugby Club	1 out of 3 pitches on site	Standard	1.9
81	Colerne Rugby Football Club (Higgins Field)	1 out of 1 pitch on site	Standard	0.5
88	Corsham Rugby Club	1 out of 2 pitches on site	Standard	2.65
104	Devizes Sports Club	1 out of 2 pitches on site	Standard	3.15
121	Fairview Fields (Cricklade Rugby Club)	1 out of 1 pitch on site	Standard	0.15
200	Marlborough Rugby Club	0 out of 2 pitches on site (portable sports lighting used)	Standard	2.15
229	Oakfield Stadium	2 out of 3 pitches on site	Standard	1.55
262	Salisbury Rugby Football Club	1 out of 1 pitch on site	Standard	7.65
345	Trowbridge Rugby Club (Doric Park)	1 out of 4 pitches on site	Standard	5.15
364	Westbury Rugby Club	1 out of 2 pitches on site	Standard	0

The table above illustrates that there are significant challenges for many clubs throughout Wiltshire in relation to midweek training capacity. Only one sports-lit pitch has capacity for further usage, with this being at Colerne Rugby Football Club (Higgins Field).

# WILTSHIRE COUNCIL PLAYING PITCH ASSESSMENT REPORT

Based on Table 5.20, it is evident that there is a need to increase the midweek capacity available to clubs at the following sites:

- ◀ Archers Gate Centenary Pavilion
- ◀ Ballards Ash Sports Ground
- ◀ Bradford-on-Avon Rugby Club
- ◀ Calne Recreation Ground
- ◀ Colerne Rugby Football Club (Higgins Field)
- ◀ Corsham Rugby Club
- ◀ Devizes Sports Club
- ◀ Fairview Fields (Cricklade Rugby Club)
- ◀ Marlborough Rugby Club
- ◀ Oakfield Stadium
- ◀ Queen Elizabeth II Playing Fields (Minety)
- ◀ Salisbury Rugby Football Club
- ◀ Sutton Bengier Recreation Ground
- ◀ Trowbridge Rugby Club (Doric Park)

In addition, it should be noted that Amesbury RUFC, Calne RUFC, Marlborough RUFC and Sutton Bengier RUFC all have no formal solution and use portable lighting on existing pitches. This needs further consideration regarding solutions to this in the future.

Furthermore, the following club's utilise facilities off site for training:

- ◀ Warminster RUFC (Sand Based AGP at Land Warfare Centre Site 1)
- ◀ Wheatsheaf Cabin Crew RUFC (Sportslit pitch at Salisbury Rugby Club)

## **Actual spare capacity**

There are 25 pitches across 11 sites that have potential spare capacity in Wiltshire. However, when analysed in greater detail, only 13 pitches at eight sites have actual spare capacity for further play. This is due to other pitches either being used to capacity at peak time, not having secure tenure, not being community available or having poor quality pitches (or because of a combination of these factors).

*Table 5.20: Summary of actual spare capacity on senior rugby union pitches in Wiltshire*

Site ID	Site name	Analysis area	No. of pitches	Pitch type	Actual spare capacity (match equivalent sessions per week)
13	Angela Yeates Memorial Ground	Pewsey	2	Senior	1
22	Ballards Ash Sports Ground	Royal Wootton Bassett & Cricklade	3	Senior	2
59	Calne Recreation Ground	Calne	1	Senior	0.5
81	Colerne Rugby Football Club (Higgins Field)	Corsham	1	Senior	0.5
218	Netherhampton Road	South West Wiltshire	1	Senior	0.5
249	Queen Elizabeth II Playing Fields (Minety)	Malmesbury	1	Senior	0.5

## WILTSHIRE COUNCIL PLAYING PITCH ASSESSMENT REPORT

Site ID	Site name	Analysis area	No. of pitches	Pitch type	Actual spare capacity (match equivalent sessions per week)
249	Queen Elizabeth II Playing Fields (Minety)	Malmesbury	2	Senior	1
358	Warminster Rugby Club (Folly Lane)	Warminster	2	Senior	1
-	-	<b>Total</b>	<b>13</b>	-	<b>7</b>

As seen, the actual spare capacity is identified across six analysis areas. These are:

- ✦ Calne (0.5 match equivalent sessions)
- ✦ Corsham (0.5 match equivalent sessions)
- ✦ Malmesbury (1.5 match equivalent sessions)
- ✦ Pewsey (one match equivalent session)
- ✦ Royal Wootton Bassett & Cricklade (two match equivalent sessions)
- ✦ South West Wiltshire (0.5 match equivalent sessions)
- ✦ Warminster (one match equivalent session)

### Overplay

There are 23 pitches across 12 sites in Wiltshire which are overplayed by a total of 38.1 match equivalent sessions per week. This is summarised by site below.

Table 5.21: Summary of overplay on senior rugby union pitches in Wiltshire

Site ID	Site name	Analysis area	Pitch type	No. of pitches	Overplay (match equivalent sessions per week)
15	Archers Gate Centenary Pavilion	Stonehenge	1	Senior	1.9
22	Ballards Ash Sports Ground	Royal Wootton Bassett & Cricklade	2	Senior	3.15
44	Bradford-on-Avon Rugby Club	Bradford-on-Avon	1	Senior	1.9
71	Chippenham Rugby Club	Chippenham & Villages	2	Senior	1.7
88	Corsham Rugby Club	Corsham	2	Senior	3.05
104	Devizes Sports Club	Devizes	2	Senior	5.05
121	Fairview Fields (Cricklade Rugby Club)	Royal Wootton Bassett & Cricklade	1	Senior	0.15
200	Marlborough Rugby Club	Marlborough	2	Senior	3.05
229	Oakfield Stadium	Melksham	3	Senior	2.65
262	Salisbury Rugby Football Club	Salisbury	1	Senior	7.65
345	Trowbridge Rugby Club (Doric Park)	Trowbridge	4	Senior	5.55
400	Hudson's Field	Salisbury	2	Senior	2.3
-	-	<b>Total</b>	<b>23</b>	-	<b>38.1</b>

# WILTSHIRE COUNCIL

## PLAYING PITCH ASSESSMENT REPORT

The overplay is identified across 10 of the analysis areas. These are:

- ◀ Stonehenge (1.9 match equivalent sessions)
- ◀ Bradford-on-Avon (1.9 match equivalent sessions)
- ◀ Chippenham & Villages (1.7 match equivalent sessions)
- ◀ Corsham (3.05 match equivalent sessions)
- ◀ Devizes (5.05 match equivalent sessions)
- ◀ Marlborough (3.05 match equivalent sessions)
- ◀ Melksham (2.65 match equivalent sessions)
- ◀ Royal Wootton Bassett & Cricklade (3.15 match equivalent sessions)
- ◀ Salisbury (9.95 match equivalent sessions)
- ◀ Trowbridge (5.55 match equivalent sessions)

### 5.5: Supply and demand analysis

Having considered supply and demand, the table below identifies the overall supply and demand balance (actual spare capacity against overplay) in each of the analysis areas based on match equivalent sessions per week.

Table 5.22: Overall supply and demand balance on rugby union pitches in Wiltshire

Analysis area	Actual spare capacity (match equivalent sessions)	Overplay (match equivalent sessions)	Current total (match equivalent sessions)
Stonehenge	-	1.9	1.9
Bradford-on-Avon	-	1.9	1.9
Calne	0.5	-	0.5
Chippenham & Villages	-	1.7	1.7
Corsham	9.5	3.05	2.55
Devizes	-	5.05	5.05
Malmesbury	1.5	-	1.5
Marlborough	-	3.05	3.05
Melksham	-	2.65	2.65
Pewsey	1	-	1
Royal Wootton Bassett & Cricklade	2	3.15	1.15
Salisbury	-	9.95	9.95
South West Wiltshire	0.5	-	0.5
Southern Wiltshire	-	-	0
Tidworth	-	-	0
Trowbridge	-	5.55	5.55
Warminster	1	-	1
Westbury	-	-	0
<b>Total</b>	<b>6.5</b>	<b>38.1</b>	<b>31.6</b>

Overall, there is a current shortfall of 31.6 match equivalent sessions per week on senior rugby union pitches to meet current demand, with shortfalls evident in 10 out of the 18 analysis areas. With this being said, there is marginal spare capacity located in the Calne, Malmesbury, Pewsey, South West Wiltshire and Warminster analysis areas.

# WILTSHIRE COUNCIL

## PLAYING PITCH ASSESSMENT REPORT

---

The areas with a shortfall are:

- ◀ Stonehenge (1.9 match equivalent sessions)
- ◀ Bradford-on-Avon (1.9 match equivalent sessions)
- ◀ Chippenham & Villages (1.7 match equivalent sessions)
- ◀ Corsham (2.55 match equivalent sessions)
- ◀ Devizes (5.05 match equivalent sessions)
- ◀ Marlborough (3.05 match equivalent sessions)
- ◀ Melksham (2.65 match equivalent sessions)
- ◀ Royal Wootton Bassett & Cricklade (1.15 match equivalent sessions)
- ◀ Salisbury (9.95 match equivalent sessions)
- ◀ Trowbridge (5.55 match equivalent sessions)

In addition, when factoring in overall population increases across Wiltshire, the current shortfall would increase from 31.6 to 33.6 match equivalent sessions. However, this is not applicable when analysing the growth on an analysis area basis.

### 5.6: Conclusion

In conclusion, there is a clear and evident shortfall of grass rugby union provision within Wiltshire due to the large amount of overplay identified. This is predominately due to a high level of demand, both in terms of matches and training, using a comparatively limited number of pitches.

Where shortfalls are present, these could be alleviated through providing new pitches, although the number required is dependent on the quality they are provided to and whether they can accommodate training needs or not. However, there are also alternatives to reducing the deficits, for example via improving the quality of the existing stock, increasing the presence of sports lighting and enabling access to World Rugby compliant 3G pitches. These will be further explored in the proceeding strategy document.



# WILTSHIRE COUNCIL

## PLAYING PITCH ASSESSMENT REPORT

---

### **Rugby union – supply and demand summary**

- ◀ There are 25 pitches across 11 sites that have potential spare capacity in Wiltshire; however, only 13 pitches at eight sites have actual spare capacity for further play.
- ◀ There are 23 pitches across 12 sites which are overplayed by a total of 38.1 match equivalent sessions per week.
- ◀ Overall, there is a current shortfall of 31.6 match equivalent sessions per week on senior rugby union pitches to meet current demand, with shortfalls evident in 10 out of the 18 analysis areas.

### **Rugby union - supply summary**

- ◀ Within Wiltshire, there are 104 rugby union pitches, with 65 available for community use - the 39 unavailable pitches are located either at education or MOD managed sites.
- ◀ There are 10 sites that are either active sites which have previously accommodated rugby union provision, or which are completely disused sites.
- ◀ Amesbury RUFC is the only club which has raised an issue with its current tenure agreement.
- ◀ There are future development plans/aspirations involving Marlborough RUFC, Trowbridge RUFC, Cricklade RUFC and Amesbury RUFC.
- ◀ Of the community available rugby union pitches, 18 are of good quality, 33 are standard quality and 14 are poor quality.
- ◀ 12 sites are serviced by good quality ancillary facilities, four by standard quality ancillary facilities and two by poor quality ancillary facilities.

### **Rugby union - demand summary**

- ◀ There are 19 community clubs based in Wiltshire providing a total of 188 teams.
- ◀ Broken down, there are 33 senior men's, six senior women's, 41 age grade boys, 22 age grade girls and 86 age grade mixed teams.
- ◀ Bradford-on-Avon, Chippenham, Devizes, Marlborough, Melksham, Royal Wootton Bassett, Salisbury and Trowbridge clubs all accommodate women and girls demand to some capacity.
- ◀ In addition to match play demand, there are 79 match equivalent sessions of training demand occurring on a weekly basis, with 59 match equivalent sessions of this taking place on match pitches through either permanent or portable sports lighting.
- ◀ There is latent demand expressed by Trowbridge, Amesbury, Wheatsheaf Cabin Crew, Warminster and Cricklade rugby clubs.
- ◀ Future growth from population increases amounts to one senior men's, two age grade boys and four mini mixed teams, whilst nine clubs report future aspirations equating to seven match equivalent sessions per week.

# WILTSHIRE COUNCIL

## PLAYING PITCH ASSESSMENT REPORT

---

### PART 6: RUGBY LEAGUE

#### 6.1: Introduction

The Rugby Football League (RFL) is the governing body for rugby league in England. It administers the England national rugby league team, the Challenge Cup, Super League and the championships which form the professional and semi-professional structure of the game in the UK.

Most community club rugby league is played throughout the summer season (from February to October). However, rugby league is considered as a winter season sport within schools, colleges and universities and therefore pitch provision for matches and training is also required throughout the winter months.

Senior rugby league is played on a field measuring 100 x 68 metres. The preferred pitch size for U7s, U8s and U9s is 60 x 40 metres, whereas for U10s and U11s it is 80 x 30 metres, with U12s and above generally playing on senior pitches. Teams from U7s to U11s are known as primary teams, with teams from U12s to U18s known as junior teams.

#### *Consultation*

There is no rugby league club based in Wiltshire; the closest club Swindon St George RLFC is based in the neighbouring authority of Swindon. Attempts have been made to consult with the Club but no response has been received.

#### 6.2: Supply

There are currently no rugby league pitches marked within Wiltshire.

Swindon St George RLFC is based at Naglo Sports & Leisure Club in neighbouring Swindon and this therefore provides the closest provision to Wiltshire. The Club utilises one pitch on the site which is marked for rugby league in the summer and rugby union pitch in the winter.

#### 6.3: Demand

There is no rugby league demand playing within Wiltshire. As such, any isolated demand from is likely to travel to Swindon in order to access facilities and participate within Swindon St George RLFC. The Club's operates senior men's, senior women's, junior boys and mini teams so can cater for most individuals.

Senior men's and senior women's training takes place on Wednesday evenings at 6.30pm, whilst junior training takes place from 6pm-7pm on Wednesdays and at 9am on Sunday mornings, if no match is organised. Both take place at Naglo Sports & Leisure Club.

#### 6.4: Supply and demand analysis / conclusion

As no demand has been identified within Wiltshire there is no requirement for any provision to be established. Instead, focus should be placed on ensuring that any demand that does exist can be accommodated within clubs outside of the region (e.g., Swindon St George RLFC).

# WILTSHIRE COUNCIL

## PLAYING PITCH ASSESSMENT REPORT

---

---

### **Rugby league – supply and demand summary**

- ◀ As no demand has been identified within Wiltshire there is no requirement for any provision to be established.
- ◀ Focus should be placed on ensuring that any demand that does exist can be accommodated within clubs outside of the region (e.g., Swindon St George RLFC).

### **Rugby league – supply summary**

- ◀ There are no rugby league pitches in Wiltshire, although there are in neighbouring authorities.

### **Rugby league – demand summary**

- ◀ No rugby league demand is taking place in Wiltshire, although some residents are likely being accommodated in neighbouring authorities where clubs are present.
- ◀ With no provision in place for rugby league and with no clear need identified, it is imperative that localised demand is signposted to neighbouring authorities to ensure that it can be catered for.

# WILTSHIRE COUNCIL PLAYING PITCH ASSESSMENT REPORT

## PART 7: HOCKEY

### 7.1: Introduction

Hockey in England is governed by England Hockey (EH).

Competitive league hockey matches and training can only be played on sand filled, sand dressed or water based artificial grass pitches (AGPs). Although competitive, adult and junior club training cannot take place on third generation turf pitches (3G), 40mm pitches may be suitable for introductory level hockey, such as school curriculum low level hockey. EH's Artificial Grass Playing Surface Policy details suitability of surface type for varying levels of hockey, as shown below.

Table 7.1: England Hockey guidelines on artificial surface types suitable for hockey

Category	Surface	Playing Level	
		Essential	Desirable
1	Water surface approved within the FIH Global/National Parameters	International hockey (training and matches).	Domestic National Premier League competition; Higher levels of player pathway (performance centres and upwards).
2	Sand dressed surfaces within the FIH National Parameter	Domestic National Premier League competition; Higher levels of player pathway (academy centres and upwards).	All adult and junior league hockey; Intermediate or advanced school hockey; EH competitions for clubs and schools.
3	Sand filled surfaces within the FIH National Parameter	All adult and junior club training and league hockey; EH competitions for clubs and schools; Intermediate or advanced school hockey.	Lower level hockey (introductory level).
4	All 3G surfaces	No hockey.	Lower level hockey (introductory level) when no category 1-3 surface is available.

In addition to the above pitch types, EH is currently trialling a different multi-sport surface in order to better accommodate lower levels of hockey demand on a pitch that is also suitable for other sports such as netball and tennis. The surface type, known as Gen2<sup>19</sup>, is a versatile surface that will ensure that the sports do not need to compromise on the playing experience; it is a sand dressed synthetic turf with a compatible shock pad. The concept is designed to provide facilities, including at schools, with a dynamic carpet which reduces the amount of space required and enables the provision to be utilised to its full potential.

For senior teams, a full-size pitch for matches must measure at least 91.4 x 55 metres excluding surrounding run off areas which must be a minimum of two metres at the sides and three metres at the ends. England Hockey preference is for four metre side and five metre end run offs, with a preferred overall area of 101.4 x 63 metres.

<sup>19</sup> <http://www.englishockey.co.uk/page.asp?section=2596&sectionTitle=Gen+2+Playing+Surface>

# WILTSHIRE COUNCIL PLAYING PITCH ASSESSMENT REPORT

It is considered that a hockey pitch can accommodate a maximum of four matches on one day, providing that it has sports lighting. Training is generally midweek for senior activity and requires access to a pitch and sports lights, whereas many junior teams train on a Sunday as well as during midweek.

## Consultation

There are seven affiliated hockey clubs based within Wiltshire. Of these, all have responded to consultation requests, resulting in a response rate of 100%, as summarised in the table below.

Table 7.2: Summary of consultation

Name of club	Responded?
Chippenham HC	Yes
Corsham HC	Yes
Devizes HC	Yes
Marlborough HC	Yes
Royal Wootton Bassett HC	Yes
Salisbury HC	Yes
West Wilts HC	Yes

## 7.2: Supply

### Full size pitches

There are 19 full size hockey pitches in Wiltshire across 18 sites, with all but one serviced by sports lighting (one of two pitches at Dauntsey's School is not). Furthermore, 16 of the pitches are available for community use; the pitch at MOD Larkhill is unavailable due to the nature of the site, whilst pitches at Boscombe Down Sports Field and Devizes School are disused. At Devizes School, a pre-application was previously submitted which included resurfacing the pitch as a Gen2.

The community available pitches are spread across the Bradford-on-Avon, Calne, Chippenham & Villages, Corsham, Devizes, Marlborough, Melksham, Royal Wootton Bassett & Cricklade, Salisbury, Tidworth and Trowbridge analysis areas. As such, only the Stonehenge, Malmesbury, Pewsey and South West Wiltshire analysis areas are not serviced.

Table 7.3: Summary of full size hockey suitable pitches

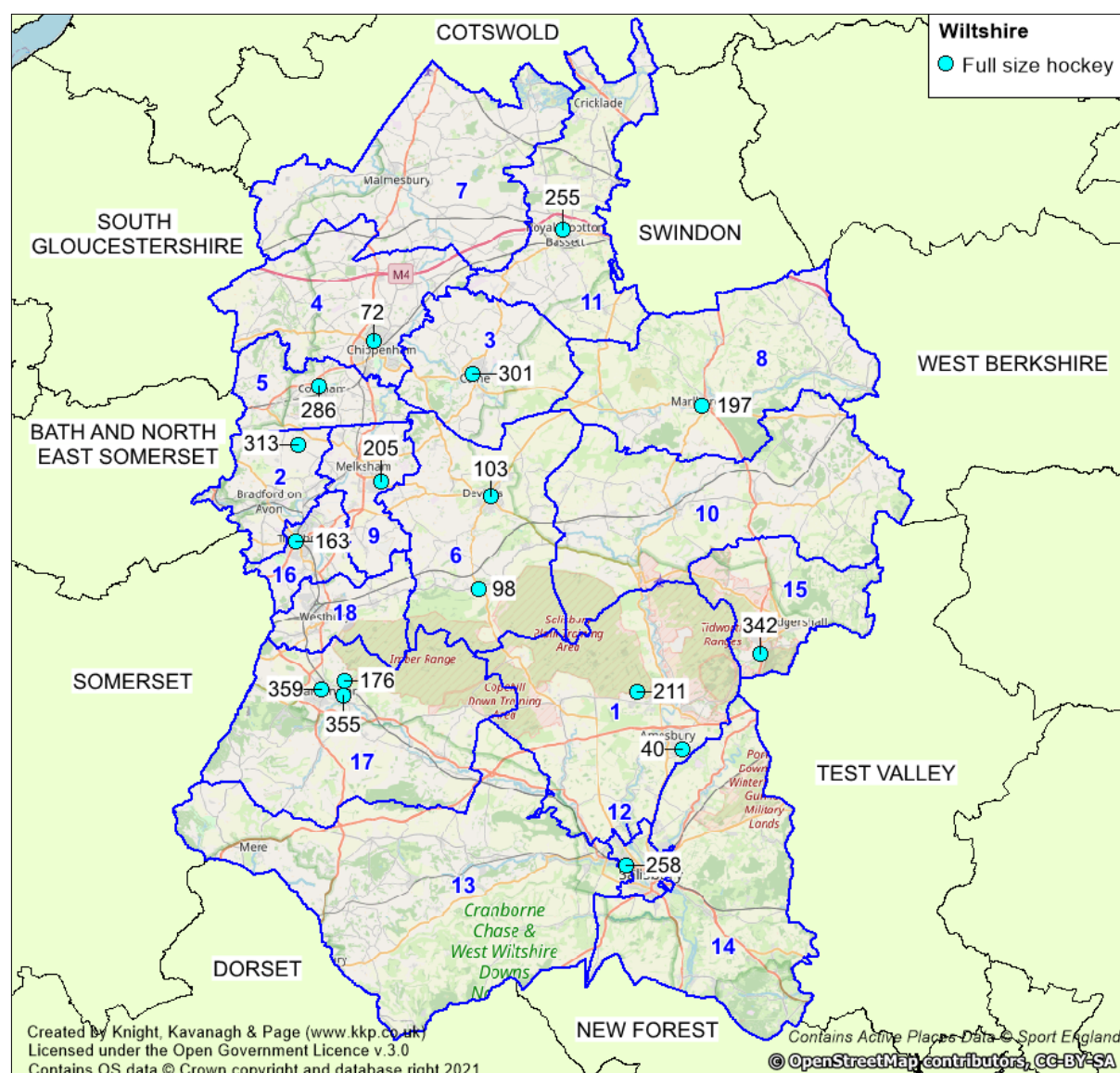
Area number	Analysis area	Community available pitches	Unavailable pitches
1	Stonehenge	-	2
2	Bradford-on-Avon	1	-
3	Calne	1	-
4	Chippenham & Villages	1	-
5	Corsham	1	-
6	Devizes	2	1
7	Malmesbury	-	-
8	Marlborough	2	-
9	Melksham	1	-
10	Pewsey	-	-

# WILTSHIRE COUNCIL PLAYING PITCH ASSESSMENT REPORT

Area number	Analysis area	Community available pitches	Unavailable pitches
11	Royal Wootton Bassett & Cricklade	1	-
12	Salisbury	1	-
13	South West Wiltshire	-	-
14	Southern Wiltshire	-	-
15	Tidworth	1	-
16	Trowbridge	1	-
17	Warminster	3	-
18	Westbury	-	-
-	<b>Total</b>	<b>16</b>	<b>3</b>

The supply of pitches are shown and summarised site-by-site in Figure 7.1 below and Table 7.2 overleaf. All of the pitches are sand-based.

Figure 7.1: Location of full size hockey suitable AGPs within Wiltshire



## WILTSHIRE COUNCIL PLAYING PITCH ASSESSMENT REPORT

Table 7.3: Full size hockey suitable pitches in Wiltshire

Site ID	Site name	Postcode	Analysis area	Size (metres) <sup>20</sup>	Sport lighting?	Community use?	Hockey use?
40	Boscombe Down Sports Field	SP4 7LP	Stonehenge	100 x 64	Yes	No-disused	No
72	Chippenham Sports Club	SN15 1NH	Chippenham & Villages	100 x 60	Yes	Yes	Yes
98	Dauntsey's School	SN10 4HE	Devizes	110 x 60	Yes	Yes	Yes
98	Dauntsey's School	SN10 4HE	Devizes	100 x 60	No	Yes	Yes
103	Devizes School	SN10 3AG	Devizes	98 x 63	Yes	No-disused	No
163	John of Gaunt School	BA14 9EH	Trowbridge	100 x 60	Yes	Yes	No
176	Land Warfare Centre (Site 1)	BA12 0DJ	Warminster	91 x 54	Yes	Yes	Yes
197	Marlborough College	SN8 1PA	Marlborough	97 x 59	Yes	Yes	Yes
197	Marlborough College	SN8 1PA	Marlborough	97 x 70	Yes	Yes	Yes
205	Melksham Oak Community School	SN12 6QZ	Melksham	100 x 60	Yes	Yes	No
211	MOD Larkhill	SP4 8QT	Stonehenge	98 x 60	Yes	No	No
255	Royal Wootton Bassett Academy	SN4 7HG	Royal Wootton Bassett & Cricklade	98 x 60	Yes	Yes	Yes
258	Salisbury & South Wilts Sports Club	SP2 9NY	Salisbury	100 x 60	Yes	Yes	Yes
286	Springfield Community Campus	SN13 9DN	Corsham	101 x 62	Yes	Yes	Yes
301	St Marys Calne Sports Centre	SN11 0DW	Calne	100 x 60	Yes	Yes	No
313	Stonar School	SN12 8NT	Bradford-on-Avon	100 x 60	Yes	Yes	No
342	Tidworth Oval	SP9 7SB	Tidworth	100 x 60	Yes	Yes	Yes
355	Kingdown School	BA12 9DR	Warminster	100 x 63	Yes	Yes	Yes
359	Warminster School	BA12 8PJ	Warminster	96 x 59	Yes	Yes	Yes

<sup>20</sup> Including run offs  
November 2024

## WILTSHIRE COUNCIL PLAYING PITCH ASSESSMENT REPORT

### ***Smaller size pitches***

In addition to the full size pitches identified above, there are also ten smaller size sand-based pitches in Wiltshire across ten sites, with just one of these available for community use and none serviced by sports lighting. These are summarised in the following table.

*Table 7.4: Smaller size hockey suitable pitches in Wiltshire*

Site ID	Site name	Postcode	Analysis area	Size (metres) <sup>21</sup>	Sport lighting?	Community use?	Hockey use?
1	Abbeyfield School	SN15 3XB	Chippenham & Villages	56 x 44	No	No	No
63	Chafyn Grove School	SP1 1LR	Salisbury	80 x 50	No	No	No
67	Charter Primary School	SN15 3EA	Chippenham & Villages	40 x 24	No	No	No
93	Cricklade Manor Prep School	SN6 6BB	Royal Wootton Bassett & Cricklade	80 x 50	No	No	No
98	Dauntsey's School	SN10 4HE	Devizes	30 x 20	No	Yes	No
263	Sandroyd School	SP5 5QD	South West Wiltshire	75 x 44	No	No	No
292	St Bartholomew's Primary Academy	SN4 8AZ	Royal Wootton Bassett & Cricklade	31 x 18	No	No	No
293	St Edmunds RC Primary School	SN11 9BX	Calne	54 x 24	No	No	No
299	St Laurence School	BA15 1DZ	Bradford-on-Avon	90 x 50	No	No	No
357	Warminster Prep School	BA12 8JG	Warminster	50 x 35	No	No	No

Although too small to host competitive matches, smaller size pitches can be used to accommodate some hockey training demand if they are of a large enough size, available to the community and serviced by sports lighting. However, of the ten smaller size pitches in Wiltshire, none meet this criteria and are therefore not considered to contribute to the overall hockey supply. They are therefore discounted from this point forward, although it is recognised that the provision can be valuable assets for accommodating curricular and extra-curricular demand as well as other forms of community usage where availability is offered.

<sup>21</sup> Including run offs



# WILTSHIRE COUNCIL PLAYING PITCH ASSESSMENT REPORT

## **Management and security of tenure**

Of the full size hockey pitch in Wiltshire, just under half (47%) are owned and managed by the education sector and are located at either school or college sites. Elsewhere, Chippenham Sports Club and Salisbury & South Wilts Sports Club both own their respective pitches and Springfield Community Campus is operated by the Council, whilst the remainder are either managed by the MOD or commercially.

*Table 7.5: Summary of management of full size pitches*

Site ID	Site name	Management
40	Boscombe Down Sports Field	MOD
72	Chippenham Sports Club	Sport Club
98	Dauntsey's School	School
103	Devizes School	School
163	John of Gaunt School	School
176	Land Warfare Centre (Site 1)	MOD
197	Marlborough College	College
205	Melksham Oak Community School	School
211	MOD Larkhill	MOD
255	Royal Wootton Bassett Academy	Commercial
258	Salisbury & South Wilts Sports Club	Sport Club
286	Springfield Community Campus	Council
301	St Marys Calne Sports Centre	School
313	Stonar School	School
342	Tidworth Oval	MOD
355	Kingdown School	School
359	Warminster School	School

Following the above, the table below summarises the Wiltshire-based pitches that are used by each club based in the County and whether this is classified as secure or unsecure use. The table also shows that only 11 pitches are currently in use for community hockey, with those at John of Gaunt School, Melksham Oak Community School, St Marys Calne Sports Centre and Stonar School not current accessed by clubs, despite being available.

*Table 7.6: Summary of venues used*

Club	Site/s used	Comments	Tenure
Chippenham HC	Chippenham Sports Club	Sole venue	Secure
Corsham HC	Springfield Community Campus	Sole venue	Secure
Devizes HC	Dauntsey's School	Sole venue	Unsecure
Marlborough HC	Marlborough College	Sole venue	Unsecure
Royal Wootton Bassett HC	Royal Wootton Bassett Academy	Sole venue	Secure
Salisbury HC	Salisbury & South Wilts Sports Club	Primary venue	Secure
	Tidworth Oval	Secondary venue	Unsecure
West Wilts HC	Land Warfare Centre (Site 1)	Primary venue	Unsecure
	Kingdown School	Secondary venue	Unsecure
	Warminster School	Secondary venue	Unsecure

As seen, secure arrangements exist for Chippenham HC, Corsham HC, Royal Wootton Bassett HC and Salisbury HC at its primary venue. For Royal Wootton Bassett HC, a community use agreement is in place with at Royal Wootton Bassett Academy until 2030, although the Club is looking to extend this further.

## WILTSHIRE COUNCIL PLAYING PITCH ASSESSMENT REPORT

---

Secure tenure exists at Springfield Community Campus for Corsham HC as this forms part of the County's ongoing commitment to provide a leisure offering, whilst both Chippenham and Salisbury hockey clubs are deemed to have security of tenure as they are members of the wider sports clubs which operate their sites. This relates to Chippenham Sports Club and Salisbury & South Wilts Sports Club, respectively.

Conversely, unsecure arrangements exist for Devizes, Marlborough and West Wilts hockey clubs as well as Salisbury HC at its secondary venue, with access for these generally only agreed via seasonal rentals. Unsecure tenure is particularly common for hockey clubs at education sites as the providers can theoretically stop external usage at any point outside of existing short-term arrangements.

Devizes HC reports that whilst the headteacher at Dauntsey's School has been a strong supporter of the Club, they are due to leave the School in 2024. The Club therefore states that it has a particularly uncertain future. It previously used the provision at Devizes School prior to the pitch becoming disused.

West Wilts HC has unsecure tenure at three venues, with one managed by the MOD (Land Warfare Centre). This is also the case for Salisbury HC at Tidworth Oval.

### **Availability**

Sport England's Facilities Planning Model (FPM) applies an overall peak period for AGPs of 34 hours per week (Monday to Thursday 17:00-21:00; Friday 17:00-19:00; Saturday and Sunday 09:00-17:00).

In Wiltshire, most of the full size pitches that offer community use have relatively good availability during the peak period, although Warminster School is an exception to this as it is unavailable at weekends. This is reportedly due to internal usage.

In addition, Marlborough College has limited afternoon availability at weekends and early evening availability during weekdays. The College also sometimes requires access to the AGP at the same time as Marlborough HC, which the Club reports as a frustration.

Furthermore, despite good overall availability at Royal Wootton Bassett Academy, it should be noted that the School is a PFI Academy, managed by G4S. Therefore, the School only has control of a portion of its availability, although Royal Wootton Bassett HC identifies that this is not currently a concern as additional hours for the Club are paid for, when required.

At the remaining community available sites, some pitches are available throughout the peak period (such as the pitches at Chippenham Sports Club, Land Welfare Centre and Springfield Community Campus). Where full availability is not offered, this is generally due to some restrictions being in place to allow for extended extra-curricular use, or to ensure that sports lighting is not used beyond a certain time (e.g., 20:00-21:00).

The availability at each site is summarised in the table below. However, please note that this only refers to overall availability and opening hours, rather than considering current capacity, which is instead accounted for within the demand part of this section. A pitch may theoretically have good availability but may currently be operating at capacity, especially during peak times, based on existing usage levels.

## WILTSHIRE COUNCIL PLAYING PITCH ASSESSMENT REPORT

Table 7.7: Availability and usage across full size AGPs across Wiltshire

Site ID	Site name	No. of pitches	Hockey club users	Availability	Midweek availability in the peak period (hours)	Weekend availability in the peak period (hours)
40	Boscombe Down Sports Field	1	-	Disused	-	-
72	Chippenham Sports Club	1	Chippenham HC	Mon to Fri – 09:00 – 21:00 Weekend – 09:00 - 21:00	18/18	16/16
98	Dauntsey's School	2	Devizes HC	Mon to Fri – 18:00 - 21:00 Saturday – 11:00 – 16:00 Sunday – 09:00 – 16:00	13/18	12/16
103	Devizes School	1	-	Disused	-	-
163	John of Gaunt School	1	-	Mon to Fri – 18:00 – 21:30 Weekend – 09:00 - 18:00	13/18	16/16
176	Land Warfare Centre (Site 1)	1	West Wilts HC	Mon to Fri – 09:00 – 21:00 Weekend – 09:00 - 21:00	18/18	16/16
197	Marlborough College	2	Marlborough HC	Mon to Fri – 18:00 – 21:00 Saturday – 09:00 – 14:00 Sunday – 09:00 – 17:00	13/18	13/16
205	Melksham Oak Community School	1	-	Mon to Fri – 17:30 – 21:30 Weekend – 09:00 - 15:00	15.5/18	12/16
211	MOD Larkhill	1	-	Unavailable for community use.	-	-
255	Royal Wootton Bassett Academy	1	Royal Wootton Bassett HC	Mon to Fri – 18:00 - 22:00 Weekend – 09:00 - 18:00	13/18	16/16
258	Salisbury & South Wilts Sports Club	1	Salisbury HC	Mon to Fri – 18:00 - 22:00 Weekend – 09:00 - 22:00	13/18	16/16
286	Springfield Community Campus	1	Corsham HC	Mon to Fri – 07:00 - 22:00 Sat - 08:00 - 18:00 Sun - 08:30 - 21:00	18/18	16/16

## WILTSHIRE COUNCIL PLAYING PITCH ASSESSMENT REPORT

Site ID	Site name	No. of pitches	Hockey club users	Availability	Midweek availability in the peak period (hours)	Weekend availability in the peak period (hours)
301	St Marys Calne Sports Centre	1	-	Mon to Fri – 06:30 - 21:30 Weekend – 07:00 – 19:00	18/18	16/16
313	Stonar School	1	-	Mon to Fri – 18:00 - 22:00 Saturday – 12:00 - 22:00	13/18	5/16
342	Tidworth Oval	1	Salisbury HC	Mon to Fri – 16:30 - 22:00 Weekend – 08:00 - 22:00	18/18	16/16
355	Kingdown School	1	West Wilts HC	Mon to Fri – 18:00 - 21:00 Weekend – 09:00 - 16:00	13/18	14/16
359	Warminster School	1	-	Mon-Friday - 18:30-20:30 Weekend – Unavailable	8.5/18	-

### Quality

Depending on use, it is considered that the carpet of an AGP usually lasts for approximately ten years and it is the age of the surface, together with maintenance levels, that most commonly affects quality. An issue for hockey nationally is that some providers did not financially plan to replace the carpet when first installed, leading to many pitches now being outside of their recommended lifespan and, consequently, poor quality.

For the PPS, each pitch has been assigned a quality rating of good, standard or poor following site assessments and provider/user consultation. This rating is linked to the condition and age of the playing surface, as well as surrounding hard areas and the maintenance that is undertaken. For the full assessment criteria, please refer to Appendix 2.

The following table indicates when each full-size hockey suitable AGP in Wiltshire was installed or last resurfaced, together with the quality ratings assigned. As seen, five pitches are assessed as good quality, seven as standard quality and seven as poor quality (including the two disused pitches).

# WILTSHIRE COUNCIL PLAYING PITCH ASSESSMENT REPORT

Table 7.8: Summary of hockey suitable AGP quality

Site ID	Site Name	Community use?	Date of installation / last resurface	Quality
40	Boscombe Down Sports Field	No-disused	2000	Poor
72	Chippenham Sports Club	Yes	2022	Good
98	Dauntsey's School	Yes	2007	Standard
98	Dauntsey's School	Yes	2008	Standard
103	Devizes School	No-disused	2004	Poor
163	John of Gaunt School	Yes	2013	Poor
176	Land Warfare Centre (Site 1)	Yes	2018	Good
197	Marlborough College	Yes	2013	Standard
197	Marlborough College	Yes	2013	Standard
205	Melksham Oak Community School	Yes	2010	Poor
211	MOD Larkhill	No	2000	Poor
255	Royal Wootton Bassett Academy	Yes	2021	Good
258	Salisbury & South Wilts Sports Club	Yes	2011	Standard
286	Springfield Community Campus	Yes	2014	Standard
301	St Marys Calne Sports Centre	Yes	2015	Standard
313	Stonar School	Yes	2010	Poor
342	Tidworth Oval	Yes	2021	Good
355	Kingdown School	Yes	2003	Poor
359	Warminster School	Yes	2018	Good

The poor quality pitches are located at:

- ◀ Boscombe Down Sports Field
- ◀ Devizes School
- ◀ John of Gaunt School
- ◀ Kingdown in Warminster
- ◀ Melksham Oak Community School
- ◀ MOD Larkhill
- ◀ Stonar School

Common issues at these sites include signs of wear and tear, worn line markings, poor grip underfoot and unsafe fencing. Each of the pitches has also exceeded its recommended lifespan, particularly at Kingdown School and MOD Larkhill.

The pitch at Kingdown School is currently the only poor quality pitch in use for club hockey, with this therefore presenting a safety concern despite it only being accessed for junior training by West Wilts HC. The Club requires access to the site as the activity currently overlaps with its mini training demand on Wednesday evenings, meaning it cannot be switched to its primary venue (Land Welfare Centre). Switching days could, however, be explored.

The disused hockey pitch at Devizes School has been out of use since 2020 and needs immediate resurfacing. As previously mentioned, the loss of the pitch has forced Devizes HC to move to out of its local area to instead use Dauntsey's School, which is located around five miles away (although still in the Devizes Analysis Area). The unsecure nature of this access may become problematic, with the Club noting that it is eager to return to ensure it can appropriately accommodate local demand and retain a presence within the area. It still travels back after matches for post-match refreshments.

# WILTSHIRE COUNCIL PLAYING PITCH ASSESSMENT REPORT

At Devizes School, EH notes that uncertainty has previously existed as to who is responsible for resurfacing the pitch, with this relating to either the School or the local authority. This therefore needs to be resolved.

Additionally, both pitches at Dauntsey's School and Marlborough College as well as the pitch at Salisbury & South Wilts Sports Club have also reached the end of their lifespans, despite an overall standard rating. As such, resurfacing will also be required at these venues in the before further quality deterioration. At Salisbury & South West Sports Club, the Club suggests that it is currently looking to gather the required funds to enable the refurbishment to take place, as they currently do not have a full sinking fund to replace the pitch.

Whilst still considered to be of standard quality at the moment, it is reported that there is no sinking fund in place for future refurbishment at Springfield Community Campus. It is estimated that the pitch has around five years before the surface becomes unsafe for use.

Where pitches are assessed as good or standard quality, sinking funds should still be put into place (where not already provided) to ensure that refurbishment can go ahead if and when required.

## ***Ancillary provision***

Most sites providing hockey facilities in Wiltshire have adequate supporting ancillary facilities, with the majority of clubs reporting no or only minimal issues. Only Devizes, Corsham and Marlborough hockey clubs identify any concerns.

For Devizes HC, it notes that whilst the provision at Dauntsey's School is satisfactory, it has to vacate the changing facilities promptly after Saturday matches due to the School requiring access for its students. The Club also identifies that it must host post-match activities off-site, with it therefore returning to a public house in Devizes.

Marlborough HC reports that car parking facilities are limited at Marlborough College, whilst Corsham HC notes that a quarter of the sports lights at Springfield Community Campus are currently not working. It states that it expects all the lights to be replaced in the near future.

In relation to Chippenham Sports Club, the site has wider development plans that includes the creation of new changing facilities (as well as a sports hall).

## **7.3: Demand**

There are seven hockey clubs based in Wiltshire. The seven clubs collectively cater for 107 teams, as summarised by gender and age group in the following table.

*Table 7.8: Summary of team numbers*

Name of club	Analysis area	Senior men	Senior women	Juniors	Other	Total
Chippenham HC	Chippenham & Villages	5	4	5	3	17
Corsham HC	Corsham	2	4	4	2	12
Devizes HC	Devizes	2	2	6	5	15
Marlborough HC	Marlborough	2	2	7	7	18
Royal Wootton Bassett HC	Royal Wootton Bassett & Cricklade	3	3	3	3	12

## WILTSHIRE COUNCIL PLAYING PITCH ASSESSMENT REPORT

Name of club	Analysis area	Senior men	Senior women	Juniors	Other	Total
Salisbury HC	Salisbury	8	8	6	3	25
West Wilts HC	Warminster	4	2	-	2	8
<b>Total</b>		<b>26</b>	<b>25</b>	<b>31</b>	<b>25</b>	<b>107</b>

As seen, most clubs are of a significant size, fielding several teams across the playing formats. In total, there are 26 senior men's, 25 senior women's and 31 junior teams currently provided as well as 25 other team variations (including veteran's and mixed teams). The largest club is Salisbury HC (25 teams), whilst the smallest is West Wilts HC (eight teams).

As demonstrated in the following table, most teams are based in Salisbury (25), whilst ten analysis areas are without any hockey teams.

Table 7.9: Summary of number of teams by analysis area

Analysis area	Senior men	Senior women	Juniors	Other
Stonehenge	-	-	-	-
Bradford-on-Avon	-	-	-	-
Calne	-	-	-	-
Chippenham & Villages	5	4	5	3
Corsham	2	4	1	2
Devizes	2	2	6	5
Malmesbury	-	-	-	-
Marlborough	2	2	7	7
Melksham	-	-	-	-
Pewsey	-	-	-	-
Royal Wootton Bassett & Cricklade	3	3	3	3
Salisbury	8	8	6	3
South West Wiltshire	-	-	-	-
Southern Wiltshire	-	-	-	-
Tidworth	-	-	-	-
Trowbridge	-	-	-	-
Warminster	4	2	-	2
Westbury	-	-	-	-
<b>Total</b>	<b>26</b>	<b>25</b>	<b>31</b>	<b>25</b>

### **Additional demand**

Away from club-based match play and training demand, there are also several initiatives supported by EH that operate across the Country, including:

- ◀ Back to Hockey
- ◀ Flyerz Hockey
- ◀ Hockey Heroes
- ◀ Quicksticks
- ◀ Rush Hockey
- ◀ In2 Hockey
- ◀ Walking Hockey

Where undertaken, these initiatives add to the hockey demand at sites. Each is summarised below.

## WILTSHIRE COUNCIL PLAYING PITCH ASSESSMENT REPORT

---

### *Back to Hockey*

Back to Hockey sessions are fun, social and informal and are aimed at people who either have not played for a number of years or that are looking to play for the first time. They are generally hosted by clubs, with EH providing guidance on how to deliver the programme.

Benefits of clubs being involved with Back to Hockey include:

- ◀ More members
- ◀ More casual players
- ◀ Additional income
- ◀ Extra publicity
- ◀ New volunteers

In Wiltshire, Royal Wootton Bassett, West Wilts and Corsham hockey clubs all operate Back to Hockey sessions at their primary venues.

### *Flyerz Hockey*

Flyerz is the name widely associated with grassroots disability hockey in Great Britain. There are now more than 50 Flyerz sections across England, Wales, and Scotland, providing inclusive hockey for disabled people.

In Wiltshire, Marlborough, Devizes, Royal Wootton Bassett and Salisbury run Flyerz Hockey sessions.

### *Hockey Heroes*

Hockey Heroes is a six-week hockey programme aimed at beginners (children aged five to eight) that not only focuses on helping children develop some physical hockey skills such as dribbling, passing and goal scoring, but also places as much emphasis on character development including teamwork, communication, perseverance and respect.

No Hockey Heroes sessions currently operate in Wiltshire.

### *In2Hockey*

In2Hockey is England Hockey's adapted game format aimed at players 10-14 years old and is played as a 6-a-side game without goalkeepers, or as a 7-a-side game with goalkeepers.

In Wiltshire, Marlborough, Devizes, Royal Wootton Bassett and Salisbury hockey clubs all have In2Hockey teams currently.

### *Quicksticks*

Quicksticks is designed to introduce young people (aged 7-11) to the game of hockey. It is 4-a-side, can be played on any surface, and uses a larger, lighter and safer ball. It is a fun, fast, safe and exciting game that has been designed so that anyone can deliver the game, regardless of previous hockey experience.

Whilst no clubs in Wiltshire offer dedicated Quicksticks delivery, junior hockey festivals in Wiltshire at the U8 age group play to Quicksticks rules.



# WILTSHIRE COUNCIL

## PLAYING PITCH ASSESSMENT REPORT

---

### *Rush hockey*

Rush hockey is a new way to play hockey, designed as a small-sided hockey game for adults. It can be played by men and women in mixed or single gender teams, indoors or outdoors and on pitches of varying sizes. Teams are four or five aside and it is played with a standard hockey stick but with unique goals and balls.

No Rush hockey activity is identified in Wiltshire.

### *Walking hockey*

Increasing in popularity, walking hockey is perfect for players looking for a less physically demanding version of the game but still enjoy showing their skills and being involved in the team and social aspect.

There are currently no walking hockey sessions operating in Wiltshire. The nearest offering is provided by Swindon HC.

### ***Imported/exported demand***

No imported or exported demand is identified in Wiltshire, with no clubs travelling into or outside of the authority for home matches. However, as referenced previously, Devizes HC has an aspiration to relocate closer to Devizes and considers the transfer of demand to Dauntsey's School as problematic.

### ***Latent/unmet demand***

From consultation, no clubs report any latent or unmet demand in Wiltshire. In effect, all clubs report that their current demand is being adequately provided for across the primary and, where required, secondary venues.

Notwithstanding the above, Sailsbury HC reports that it has demand for additional pitch provision, linked to the Club's recent growth in demand, the progression of its women's first team and the travel involved for access to Tidworth Oval. It notes that it has space at Sailsbury & South West Sports Club for another pitch, stating that previous plans were drawn up to enable this expansion if required.

### ***Future demand***

Growing participation is a key aim within EH's Strategic Plan and key drivers include working with clubs, universities, schools and regional and local leagues as well as developing opportunities for over 40s and delivering a quality programme of competition. Overall, it has an aim to double participation over the next ten years, meaning that it does not consider team generation rates to provide an accurate representation of potential growth.

In relation to club aspirations in Wiltshire, limited future demand has been expressed, with only Devizes HC and Royal Wootton HC identifying growth plans. The former will field an additional senior men's team next season, whilst the latter hopes to add an additional junior girls' team in the near future.

The remaining clubs do not report any future demand, with all identifying that they are content with current demand whilst identifying that limited capacity exists for growth on pitches currently accessed.

# WILTSHIRE COUNCIL PLAYING PITCH ASSESSMENT REPORT

Table 7.10: Summary of future demand aspirations

Club	Number of teams		
	Senior men's	Senior women's	Junior
Devizes HC	1	-	-
Royal Wootton Bassett HC	-	-	1
<b>Total</b>	<b>1</b>	<b>-</b>	<b>1</b>

## 7.4: Capacity analysis

When assessing the capacity of AGPs, all usage needs to be taken into account. This is because, in addition to hockey activity, there is often heavy football usage of the provision and occasionally other sporting use which can take capacity away from hockey-based demand. An example of this in Wiltshire is at Kingdown School, where the pitch is primarily used for football training demand during the week and hosts a Play Netball League at weekends.

The table below details the usage at all sites providing full size hockey suitable pitches, comparing availability during peak time against hockey use and other activity as well as taking into consideration any remaining spare capacity. Peak time for senior hockey matches is Saturday, whilst it is Sunday for junior hockey matches. For training, it is Tuesday, Wednesday and Thursday evenings, with Mondays and Fridays generally not considered as teams do not want to train in such close proximity to weekend matches.

Spare capacity is considered to exist for matches if there are currently less than eight teams assigned to a pitch on a Saturday or Sunday (and if the remaining capacity is not being utilised for other purposes). It exists for training if at least a section of a pitch is available for at least an hour during midweek evenings (Tuesday-Thursday).

**WILTSHIRE COUNCIL  
PLAYING PITCH ASSESSMENT REPORT**

Table 7.11: Summary of available full size hockey pitch usage

Site ID	Site	No. of pitches	Availability in the peak period (hours)	% of hockey usage	% of other usage (e.g., football)	Hockey club users	Training capacity comments (mid-week)	Match capacity comments (weekend)	Capacity summary
40	Boscombe Down Sports Field	1	0	N/A	N/A	-	Pitch is disused.	Pitch is disused.	Pitch is disused, meaning no capacity is provided.
72	Chippenham Sports Club	1	34	53%	47%	Chippenham HC	Used as Chippenham HC's primary venue, but also used for football training demand and extra-curricular use.	Used as Chippenham HC's primary venue, but also used for small-sided football activity and extra-curricular use.	Spare capacity for additional hockey training and on Sundays; however, the pitch is played to capacity on Saturdays.
98	Dauntsey's School	2	26	100%	-	Devizes HC	Used solely by Devizes HC from the community via a special arrangement. Only training demand takes place midweek outside of significant levels of curricular and extra-curricular use, although this is limited on one of the pitches due to a lack of sports lighting.	Used solely by Devizes HC from the community via a special arrangement. Only match play demand takes place at weekends outside of significant levels of curricular and extra-curricular use.	Limited spare capacity during the week for an increase in training demand, with no guarantee that this will continue to be offered following the departure of the current headteacher. No spare capacity for additional match play at weekends.
103	Devizes School	1	0	N/A	N/A	-	Pitch is disused.	Pitch is disused.	Pitch is disused, meaning no capacity is provided.
163	John of Gaunt School	1	29	-	100%	-	No hockey usage, with all midweek access for recreational football and training.	No hockey usage, and no other weekend community usage is known.	Spare capacity for additional hockey training and at weekends for further match play demand. However, it is unlikely to be utilised for hockey due to poor pitch quality.
176	Land Warfare Centre (Site 1)	1	34	100%	-	West Wilts HC	Used by West Wilts HC for senior and mini training, with no other regular community access identified.	Used by West Wilts HC for the Club's primary match demand, with no other regular community access identified.	Spare capacity for additional hockey training and at weekends for further match play demand.
197	Marlborough College	2	26	70%	30%	Marlborough HC	Marlborough HC train on Tuesday and Wednesday evenings in addition to staff hockey sessions and hockey outreach coaching. Club football training and small-sided activity also takes place on site, with only a single hour of spare capacity remaining on site. Rugby demand also recorded.	Played to capacity, primarily by Marlborough HC, with remaining capacity used by Wiltshire County Hockey.	Played to capacity through peak time for both training and match play.
205	Melksham Oak Community School	1	27.5	-	100%	-	No hockey usage, with all access coming from football-related activity.	No hockey usage, with all access coming from football-related activity.	Spare capacity at peak times for both training and match play. However, it is unlikely to be utilised for hockey due to poor pitch quality.
211	MOD Larkhill	1	0	N/A	N/A	-	Pitch is unavailable for community use.	Pitch is unavailable for community use.	Pitch is unavailable, meaning no capacity is provided.
255	Royal Wootton Bassett Academy	1	29	75%	25%	Royal Wootton Bassett HC	Used as Royal Wootton Bassett HC's primary venue. All remaining capacity is utilised for football.	Used as Royal Wootton Bassett HC's primary venue. Minimal football activity takes place outside of this.	Limited spare capacity for additional hockey training during midweek and on Sundays; however, it is played to capacity on Saturdays.
258	Salisbury & South Wilts Sports Club	1	29	100%	-	Salisbury HC	Used as Salisbury HC's primary venue, with no other usage known to take place on site.	Used as Salisbury HC's primary venue, with no other usage known to take place on site.	Limited spare capacity for midweek training and Sunday match demand. Played to capacity on Saturdays.
286	Springfield Community Campus	1	34	50%	50%	Corsham HC	Used as Corsham HC's primary venue and also used by AFC Corsham for football training as well as local recreational demand.	Used as Corsham HC's primary match venue, with no other weekend usage known to take place on site.	Spare capacity for additional hockey training demand during weekdays and at weekends for further match play demand.

**WILTSHIRE COUNCIL  
PLAYING PITCH ASSESSMENT REPORT**

Site ID	Site	No. of pitches	Availability in the peak period (hours)	% of hockey usage	% of other usage (e.g., football)	Hockey club users	Training capacity comments (mid-week)	Match capacity comments (weekend)	Capacity summary
301	St Marys Calne Sports Centre	1	34	-	100%	-	All activity is football related.	All activity is football related.	Spare capacity for both match play and training; however, no hockey club resides within the Analysis Area.
313	Stonar School	1	18	-	100%	-	All activity is football related, although noted as being minimal.	All activity is football related, although noted as being minimal.	Spare capacity at all peak times; however, poor quality will deter hockey usage and no club resides within the Analysis Area.
342	Tidworth Oval	1	34	100%	-	Salisbury HC	No known community usage.	Used by Salisbury HC as a secondary match venue on Saturdays, with no other activity identified.	Spare capacity midweek and on Sundays; however, the pitch is played to capacity on Saturdays.
355	Kingdown School	1	27	25%	75%	West Wilts HC	Used by West Wilts HC for junior training demand and for local football training.	Utilised for varying levels of match demand by West Wilts HC.	Spare capacity at all times; however, poor quality should deter additional usage.
359	Warminster School	1	8.5	25%	75%	West Wilts HC	Used by West Wilts HC for some training demand and for local football training.	Unavailable on weekends.	Spare capacity for additional hockey training, but not match play due to no community use being offered.

In summary, several pitches have some level of spare capacity to accommodate additional hockey usage. However, many of those with a significant amount are either poor quality and/or located away from the clubs that exist. Examples of this are found at John of Gaunt School, Melksham Oak Community School and Stonar School.

Of pitches already in use by clubs, those at Chippenham Sports Club, Dauntsey's School, Land Warfare Centre (Site 1), Royal Wootton Bassett Academy, Salisbury & South Wilts Sports Club, Tidworth Oval, Kingdown School and Warminster School all have capacity for an increase in usage. However, in most cases, this is limited, particularly on Saturdays for senior matches.

No additional capacity exists at Marlborough College.

# WILTSHIRE COUNCIL PLAYING PITCH ASSESSMENT REPORT

## 7.5: Supply and demand analysis

### *Match play analysis*

It is suggested that a full size, sports-lit hockey pitch is able to accommodate four match equivalent sessions on one day. With teams playing on a home and away basis, this means that one AGP is able to cater for eight 'home' teams at peak time (as one team equates to 0.5 match equivalent sessions per week).

Using the above calculations, on the basis that there are currently 19 community available pitches in Wiltshire, there is theoretical capacity to accommodate up to 152 hockey teams. However, quality issues mean that some of the provision cannot be used, whilst limited or no availability at some sites reduces the overall capacity further. The table below therefore further explores the level of capacity actually provided, firstly for senior hockey (i.e., on a Saturday).

*Table 7.12: Summary of hockey pitch capacity for match play*

Site ID	Site name	Analysis area	No. of pitches	Potential capacity (teams)	Actual capacity (teams)	Comments
40	Boscombe Down Sports Field	Stonehenge	1	8	0	Unavailable for community use, disused.
72	Chippenham Sports Club	Chippenham & Villages	1	8	8	Full availability.
98	Dauntsey's School	Devizes	2	16	12	Availability is limited by curricular and extra-curricular usage by the School and a lack of sports lighting on one of the pitches.
103	Devizes School	Devizes	1	8	0	Unavailable for community use (disused).
163	John of Gaunt School	Trowbridge	1	8	0	Capacity is discounted due to poor quality.
176	Land Warfare Centre (Site 1)	Warminster	1	8	8	Full availability.
197	Marlborough College	Marlborough	2	16	8	Reduced afternoon availability at weekends as the College requires additional curricular and extracurricular usage.
205	Melksham Oak Community School	Melksham	1	8	0	Capacity is discounted due to poor quality.
211	MOD Larkhill	Stonehenge	1	8	0	Unavailable for community use.
255	Royal Wootton Bassett Academy	Royal Wootton Bassett & Cricklade	1	8	8	Full availability.

# WILTSHIRE COUNCIL PLAYING PITCH ASSESSMENT REPORT

Site ID	Site name	Analysis area	No. of pitches	Potential capacity (teams)	Actual capacity (teams)	Comments
258	Salisbury & South Wilts Sports Club	Salisbury	1	8	8	Full availability.
286	Springfield Community Campus	Corsham	1	8	8	Full availability.
301	St Marys Calne Sports Centre	Calne	1	8	8	Full availability.
313	Stonar School	Bradford-on-Avon	1	8	0	Capacity is discounted due to poor quality.
342	Tidworth Oval	Tidworth	1	8	8	Full availability.
355	Kingdown School	Warminster	1	8	0	Capacity is discounted due to poor quality.
359	Warminster School	Warminster	1	8	0	Unavailable for community use at weekends.
-	-	<b>Total</b>	<b>19</b>	<b>152</b>	<b>76</b>	-

As seen, it is determined that the current provision can accommodate up to 76 senior teams on a Saturday, with this equating to 38 match equivalent sessions per week. With 52 senior teams currently provided (equating to 26 match equivalent sessions per week), this suggests that supply is sufficient to meet demand, with ample spare capacity remaining for growth and an increase in usage.

Notwithstanding the above, given the large-scale nature of Wiltshire and the landscape of hockey across the area, it is not necessarily as simple as aggregating overall spare capacity to an oversupply of provision. The travel time can be greater between pitches than in other local authorities, meaning it is not necessarily viable or feasible for a club to transfer demand to sites or have greater use of a particular site. This means that a better approach could be looking at a more localised analysis.

When studying supply and demand by analysis area, overall spare capacity remains for an increase in demand; however, a shortfall is identified in the Chippenham & Villages Analysis Area. This is most relevant to Chippenham HC. It should also be noted that provision in the Salisbury Analysis Area is played to capacity, which leads Salisbury HC fielding its remaining teams in the Tidworth Analysis Area at the Tidworth Oval.

Table 7.13: Match play capacity by analysis area (in match equivalent sessions per week)

Area number	Analysis area	Current capacity	Current demand	Supply and demand balance
1	Stonehenge	0	0	0
2	Bradford-on-Avon	0	0	0
3	Calne	4	0	4
4	Chippenham & Villages	4	4.5	0.5
5	Corsham	4	3	1
6	Devizes	6	2	4
7	Malmesbury	0	0	0
8	Marlborough	4	2.5	1.5
9	Melksham	0	0	0

# WILTSHIRE COUNCIL PLAYING PITCH ASSESSMENT REPORT

Area number	Analysis area	Current capacity	Current demand	Supply and demand balance
10	Pewsey	0	0	0
11	Royal Wootton Bassett & Cricklade	4	3	1
12	Salisbury	4	4	0
13	South West Wiltshire	0	0	0
14	Southern Wiltshire	0	0	0
15	Tidworth	4	4	0
16	Trowbridge	0	0	0
17	Warminster	4	3	1
18	Westbury	0	0	0
-	<b>Total</b>	<b>38</b>	<b>26</b>	<b>12</b>

For junior hockey matches, the need for pitches is generally less than it is for senior hockey. This is because younger age groups can play on half a pitch (meaning two fixtures can take place at one time) and because there are significantly fewer junior teams in Wiltshire than there are senior teams. As such, provision adequate to accommodate senior demand is also likely to be adequate to accommodate junior demand, although the same capacity pressures are likely to apply where existing usage is significant.

## *Training analysis*

In terms of capacity for training, the majority of sites utilised by clubs are close to capacity during midweek, with the hockey demand competing for booking slots with football activity and other users, in addition to some clubs using poor quality pitches. The largest capacity pressures are identified at Royal Wootton Bassett Academy, Dauntsey's School, Marlborough College and Salisbury & South Wilts Sports Club, with this potential impacting on Devizes, Marlborough, Royal Wootton Bassett and Salisbury hockey clubs.

## **7.5: Conclusion**

Overall, there is currently a sufficient supply of hockey suitable pitches overall in Wiltshire, although capacity pressures do exist in addition to quality and security of tenure issues. Priority should therefore be placed first and foremost on protecting and improving the pitches that are currently in use to ensure that the situation does not worsen. The pitches in current use are located at:

- ◀ Chippenham Sports Club
- ◀ Dauntsey's School
- ◀ Kingdown School
- ◀ Land Warfare Centre (Site 1)
- ◀ Marlborough College
- ◀ Royal Wootton Bassett Academy
- ◀ Springfield Community Campus
- ◀ Salisbury & South Wilts Sports Club
- ◀ Tidworth Oval
- ◀ Warminster School

In addition, consideration should also be given to better accommodating both Salisbury HC and Devizes HC. The former is travelling outside of its analysis area to access sufficient pitch provision, whilst the latter has been displaced from its preferred pitch at Devizes School due to quality issues.

## **Hockey – supply and demand summary**

- ◀ Overall, there is currently a sufficient supply of hockey suitable pitches in Wiltshire, although capacity pressures do exist in addition to quality and security of tenure issues.
- ◀ Priority should be placed on protecting and improving the pitches currently in use for hockey, in addition to better providing for Salisbury HC and Devizes HC.

## **Hockey – supply summary**

- ◀ There are 19 full size hockey suitable AGPs in Wiltshire, with 18 serviced by sports lighting (only the pitch at Dauntsey's School is without sports lighting).
- ◀ Two of the pitches are disused, with these located at Devizes School and Boscombe Down Sports Field, whilst the pitch at MOD Larkhill is unavailable for community access.
- ◀ There are also ten smaller size sand-based pitches provided; however, none of these are suitable for purposeful hockey demand.
- ◀ Of the full size AGPs, 47% are owned and managed by the education sector, whilst two are managed by sports club, one by the Council, one commercially and four by the MOD.
- ◀ Security of tenure is limited, with only Chippenham, Corsham, Royal Wootton Bassett and Salisbury hockey clubs having any form of security of tenure at their respective home venues.
- ◀ The majority of the pitches that offer community use have relatively good availability, with Warminster School and Marlborough College being the exceptions due to limited availability at weekends.
- ◀ Of the community available full size pitches, five are assessed as good quality, seven as standard and seven as poor quality.
- ◀ Ancillary provision is generally considered to be adequate, although issues are identified at Dauntsey's School, Marlborough College and Springfield Community Campus.

## **Hockey – demand summary**

- ◀ There are seven hockey clubs based in Wiltshire collectively catering for 107 teams.
- ◀ In total, there are 26 senior men's, 25 senior women's and 31 junior teams currently provided as well as 25 other team variations (including veteran's and mixed teams).
- ◀ The largest club is Salisbury HC (25 teams), whilst the smallest is West Wilts HC (eight teams).
- ◀ Various EH initiatives are implemented by clubs such as Royal Wootton Bassett, Marlborough and Salisbury hockey clubs.
- ◀ No imported or exported demand is identified, although Devizes HC has an aspiration to relocate closer to Devizes.
- ◀ No latent or unmet demand has been discovered; however, Salisbury HC reports that it has demand for additional pitch provision which it hopes to provide alongside its existing pitch at Salisbury & South West Sports Club.
- ◀ Only two clubs report future demand, with these being Devizes HC and Royal Wootton Bassett HC.
- ◀ Based on current demand, most available pitches have some level of spare capacity to accommodate additional usage; however, many of those with a significant amount are either poor quality and/or located away from clubs.



### PART 8: OTHER GRASS PITCH SPORTS

#### 8.1: American football

##### *Introduction*

The British American Football Association (BAFA) is the NGB for the UK's provision of American football. The objective of American football is to move the ball down the pitch in a series of phases of play before either throwing or forcing the ball into the 'endzone' for a touchdown.

Adult contact teams play within the BAFA National League or the BAFA Women's National League and play home and away fixtures per the regular season with a playoff system to follow for those which qualify. Junior contact football is played as a full 11v11 format league season for U19s, whilst U16s contact football is played as a 5v5 format with full equipment and tackling based across a series of day tournaments as part of a festival structure.

Flag football is the fastest growing format of the game not only in Great Britain, but also across the world, with professional leagues such as the American Flag Football League and the newly established NFL Flag starting to spring up. It is a high-octane, non-contact version of American football, where tackles are made by pulling off flags which all players wear on their hips. There are multiple formats and variations globally, but in Great Britain the predominant format is 5v5 aligning with the current International Federation of American Football competition format.

##### *Consultation*

There is one American football club in Wiltshire, known as Salisbury City Marauders. Attempts have been made to consult with the Club; however, this has been unsuccessful.

##### *Supply*

Currently, there are no dedicated American football pitches within Wiltshire.

At present, Salisbury City Marauders trains and plays its fixtures at Barry's Fields in the Southern Wiltshire Analysis Area. The site is primarily used for football, with the Club not requiring an American football pitch due to the nature of its demand. At adult level, it plays flag football, which only requires a space for 5v5 activity, whilst its youth contact activity is also played 5v5.

The closest dedicated American football pitch is located in Swindon at Southbrook Playing Fields. This is home to Swindon Storm.

##### *Ancillary facilities*

Barry's Fields has modern on-site facilities that are catered to grass pitch sports, with a purpose-built sporting centre including two large changing rooms, toilets, a games room, two function rooms and a substantial carpark with overflow parking. Salisbury City Marauders has access to these facilities on training and match days, although it is shared with other clubs that utilise the site.

# WILTSHIRE COUNCIL

## PLAYING PITCH ASSESSMENT REPORT

---

### ***Demand***

Salisbury City Marauders fields two teams including an adult flag team from 16+ and a youth contact team from U13-U16 level. As previously referenced, U16 contact involves a 5v5 game, with this consisting of two 15-minute halves. The adult flag team competes against other flag teams in the south-west region of the Country, with matches also played 5v5.

The Club carries out all its training sessions on a Sunday at Barry's Fields (on non-match weekends), with matches also being played on Sundays.

As the Club does not currently provide teams for players wanting to play contact American football above the age of 16, it is likely that players travel to Swindon to play for Swindon Storm. It provides one adult men's, one adult women's and one youth U19s team.

### ***Supply and demand analysis***

In the case of Salisbury City Marauders, the provision at Barry's Fields is sufficient to cater for the needs of American football due to the Club only participating in flag football and junior contact, both of which is played 5v5. However, should the Club look to progress into full contact activity at adult level, a dedicated American football pitch will be required.

## **8.2: Australian rules football**

### ***Introduction***

The Australian Football League England (AFLE) is the NGB for Australian rules football in England, better known as Aussie Rules. Affiliated clubs sit within league structures, with regional competitions held throughout the Country and at universities.

The objective to winning Aussie Rules is to score a greater number of points than your opposing team within the allotted 80-minute timeframe. Points are accumulated in a variety of scenarios; six points are awarded when the ball is kicked between two goal posts, one point is given when the ball is kicked between a goal post and one of the behind posts, and a point can also be won by carrying the ball over the scoring line.

### ***Consultation***

There is one team identified as playing Aussie Rules within Wiltshire, with this known as the Chippenham Redbacks. Attempts to consult with the Club have been made; however, there has been no response.

### ***Supply***

A rugby union pitch at Chippenham Rugby Club is used to accommodate Chippenham Redbacks. It trains at the site on Tuesday evenings and accesses it for matches on Thursday evenings and Saturday afternoons.

The site also includes a 3G pitch, which was installed in 2018, although no information has been provided to suggest that this is being used by Chippenham Redbacks

### ***Demand***

Chippenham Redbacks was formed in 2007 and field one team, which is a senior men's team that competes in the Welsh/West of England Australian Football League. This means that competitive fixtures are played against Bristol, Cardiff Panthers and Swansea Magpies.

# WILTSHIRE COUNCIL PLAYING PITCH ASSESSMENT REPORT

---

## ***Supply and demand analysis***

In isolation, the pitch used for Aussie rules at Chippenham Rugby Club is sufficient to accommodate the demand expressed by Chippenham Redbacks given it only fields one team. However, it must also be noted that it is predominately used for rugby union, and whilst the seasons do not clash, the dual use nature of the provision is likely to be impacting on post-season remedial work. More information will therefore be known once the rugby union supply and demand assessment is complete (winter 2024).

### **Other grass pitch sports – supply and demand summary**

- ◀ For American football, the provision used at Barry Field's is sufficient to cater for demand due to the Salisbury City Marauders only participating in flag football; however, should the Club progress into full contact activity, a dedicated pitch will be required.
- ◀ In isolation, the pitch used for Aussie Rules at Chippenham Rugby Club is sufficient to accommodate the demand expressed by Chippenham Redbacks; however, the dual use nature of the provision is likely to be impacting on post-season remedial work.

### **Other grass pitch sports – supply summary**

- ◀ Currently, there are no dedicated American football pitches within Wiltshire.
- ◀ Salisbury City Marauders trains and plays its fixtures at Barry's Fields, which is predominately used for football, in the Southern Wiltshire Analysis Area.
- ◀ The Club does not require an American football pitch due to the nature of its demand (it only requires a space for 5v5 activity).
- ◀ A rugby union pitch at Chippenham Rugby Club is used to accommodate Australian rules football via Chippenham Redbacks.

### **Other grass pitch sports – demand summary**

- ◀ Salisbury City Marauders fields two American football teams including an adult flag team from 16+ and a youth contact team from U13-U16 level.
- ◀ As the Club does not currently provide teams for players wanting to play contact American football above the age of 16, it is likely that players travel to Swindon to play for Swindon Storm.
- ◀ Chippenham Redbacks was formed in 2007 and field one team, which is a senior men's team that competes in the Welsh/West of England Australian Football League.

### APPENDIX 1: SPORTING CONTEXT

The following section outlines a series of national, regional and local policies pertaining to the study and which will have an important influence on the Strategy.

#### National context

The provision of high quality and accessible community outdoor sports facilities at a local level is a key requirement for achieving the targets set out by the Government and Sport England. It is vital that this strategy is cognisant of and works towards these targets in addition to local priorities and plans.

#### ***Department of Media Culture and Sport Get Active: A Strategy for the Future of Sport and Physical Activity (2023)***

The Government published its new strategy for sport in August 2023. The 2015 government sport strategy, Sporting Future: A New Strategy for a More Active Nation, was a fundamental re-framing of sport and physical activity in the UK. It set out five outcomes delivered by sport and physical activity:

- ◀ Physical wellbeing
- ◀ Mental wellbeing
- ◀ Individual development
- ◀ Social and community development
- ◀ Sustainable economic development

This new strategy builds on the foundations of Sporting Future and retains these five outcomes at its core. In order to measure its success in producing outputs which accord with these aims it has also adopted a series of three core priorities, with seven indicators to achieve these priorities as follows:

- ◀ **Being unapologetically ambitious in making the nation more active**
  - ◀ Ensuring everyone is focused on increasing physical activity, meaning fewer inactive children, and narrowing the gap on inactivity where groups are not being reached, with visible progress across the country by 2030
  - ◀ Focusing on evidence, data and metrics
  - ◀ Setting the future direction for facilities and spaces where people can be active
- ◀ **Making sport and physical activity more inclusive and welcoming for all that everyone can have confidence that there is a place for them in sport**
  - ◀ Helping the sector to be welcoming to all
  - ◀ Improving how issues and concerns are dealt within the sector
- ◀ **Moving towards a more sustainable sector that is more financially resilient and robust**
  - ◀ Supporting the sector to access additional, alternative forms of investment
  - ◀ Working towards a more environmentally sustainable sector

Delivering against these priorities will help create a more active nation and a more sustainable sport sector. These aims are complementary; greater participation, stronger governance and confidence in the sector will help to drive investment, which in turn helps to attract new audiences. The vision is to make sport and physical activity accessible, resilient, fun and fair, for now and the years to come – for the benefit of individuals and the country.

### ***Sport England: Uniting the Movement 2021***

Sport and physical activity has a big role to play in improving the physical and mental health of the nation, supporting the economy, reconnecting communities and rebuilding a stronger society for all. From this notion, Sport England has recently released its new strategy, Uniting the Movement, its 10-year vision to transform lives and communities through sport and physical activity.

It seeks to tackle the inequalities long seen in sport and physical activity. Providing opportunities to people and communities that have traditionally been left behind, and helping to remove the barriers to activity, has never been more important.

There are three key objectives to the Strategy:

- ◀ Advocating for movement, sport and physical activity.
- ◀ Joining forces on five big issues
- ◀ Creating the catalyst for change

In particular, the five big issues are identified where the greatest potential is seen for preventing and tackling inequalities in sport and physical activity. Each one is a building block that, on its own, would make a difference, but together, could change things profoundly:

***Recover and reinvent:*** Recovering from the biggest crisis in a generation and reinventing as a vibrant, relevant and sustainable network of organisations providing sport and physical activity opportunities that meet the needs of different people.

***Connecting communities:*** Focusing on sport and physical activity's ability to make better places to live and bring people together.

***Positive experiences for children and young people:*** Unrelenting focus on positive experiences for all children and young people as the foundations for a long and healthy life.

***Connecting with health and wellbeing:*** Strengthening the connections between sport, physical activity, health and wellbeing, so more people can feel the benefits of, and advocate for, an active life.

***Active environments:*** Creating and protecting the places and spaces that make it easier for people to be active.

The specific impact of the Strategy will be captured through programmes funded, interventions made, and partnerships forged. For each specific area of action, a set of key performance indicators will be developed. This hybrid approach will help evidence the overall progress being made by all those involved in supporting sport and physical activity.

### ***National Planning Policy Framework (updated December 2023)***

The National Planning Policy Framework (NPPF) sets out planning policies for England. It details how these changes are expected to be applied to the planning system. It also provides a framework for local people and their councils to produce distinct local and neighbourhood plans, reflecting the needs and priorities of local communities.

## WILTSHIRE COUNCIL

# PLAYING PITCH ASSESSMENT REPORT

---

The NPPF states the purpose of the planning system is to contribute to the achievement of sustainable development. It identifies that the planning system needs to focus on three themes of sustainable development: economic, social and environmental. A presumption in favour of sustainable development is a key aspect for any plan-making and decision-taking processes. In relation to plan-making the NPPF sets out that Local Plans should meet objectively assessed needs.

The 'promoting healthy communities' theme identifies that planning policies should be based on robust and up-to-date assessments of the needs for open space, sports and recreation facilities and opportunities for new provision. Specific needs and quantitative or qualitative deficiencies or surpluses in local areas should also be identified. This information should be used to inform what provision is required in an area.

As a prerequisite the NPPF states existing open space, sports and recreation buildings and land, including playing fields, should not be built on unless:

- ◀ An assessment has been undertaken, which has clearly shown that the open space, buildings or land is surplus to requirements.
- ◀ The loss resulting from the proposed development would be replaced by equivalent or better provision in terms of quantity and quality in a suitable location.
- ◀ The development is for alternative sports and recreational provision, the needs for which clearly outweigh the loss.

In order for planning policies to be 'sound' local authorities are required to carry out a robust assessment of need for open space, sport and recreation facilities.

### ***The FA National Football Facilities Strategy (2018-28)***

The Football Association's (FA) National Football Facilities Strategy (NFFS) provides a strategic framework that sets out key priorities and targets for the national game (i.e., football) over a ten-year period.

The Strategy sets out shared aims and objectives it aims to deliver on in conjunction with The Premier League, Sport England and the Government, to be delivered with support of the Football Foundation.

These stakeholders have clearly identified the aspirations for football to contribute directly to nationally important social and health priorities. Alongside this, the strategy is clear that traditional, affiliated football remains an important priority and a core component of the game, whilst recognising and supporting the more informal environments used for the community and recreational game.

Its vision is: *"Within 10 years we aim to deliver great football facilities, wherever they are needed"*

£1.3 billion has been spent by football and Government since 2000 to enhance existing football facilities and build new ones. However, more is needed if football and Government's shared objectives for participation, individual well-being and community cohesion are to be achieved. Nationally, direct investment will be increased – initially to £69 million per annum from football and Government (a 15% increase on recent years).

## WILTSHIRE COUNCIL PLAYING PITCH ASSESSMENT REPORT

---

The NFFS investment priorities can be broadly grouped into six areas, recognising the need to grow the game, support existing players and better understand the different football environments:

- ◀ **Improve 20,000 Natural Turf pitches**, with a focus on addressing drop off due to a poor playing experience;
- ◀ **Deliver 1,000 3G AGP 'equivalents'** (mix of full size and small sided provision, including MUGAs - small sided facilities are likely to have a key role in smaller / rural communities and encouraging multi-sport offers), enhancing the quality of playing experience and supporting a sustainable approach to grass roots provision;
- ◀ **Deliver 1,000 changing pavilions/clubhouses**, linked to multi-pitch or hub sites, supporting growth (particularly in women and girls football), sustainability and providing a facility infrastructure to underpin investment in coaching, officials and football development;
- ◀ **Support access to flexible indoor spaces**, including equipment and court markings, to support growth in futsal, walking football and to support the education and skills outcomes, exploiting opportunities for football to positively impact on personal and social outcomes for young people in particular;
- ◀ **Refurbish existing stock** to maintain current provision, recognising the need to address historic under-investment and issues with refurbishment of existing facilities;
- ◀ **Support testing of technology and innovation**, building on customer insight to deliver hubs for innovation, testing and development of the game.

### *Local Football Facility Plans*

To support in delivery of the NFFS, The FA has commissioned a national project. Over the next two years to 2020, a Local Football Facility Plan (LFFP) will be produced for every local authority across England. Each plan will be unique to its area as well as being diverse in its representation, including currently underrepresented communities.

Identifying strategic priorities for football facilities across the formal, recreational and informal game, LFFPs will establish a ten-year vision for football facilities that aims to transform the playing pitch stock in a sustainable way. They will identify key projects to be delivered and act as an investment portfolio for projects that require funding. As such, around 90% of all will be identified via LFFPs. LFFPs will guide the allocation of 90% of national football investment (The FA, Premier League and DCMS) and forge stronger partnerships with local stakeholders to develop key sites. This, together with local match-funding will deliver over one billion pounds of investment into football facilities over the next 10-years.

It is important to recognise that a LFFP is an investment portfolio of priority projects for potential investment - it is not a detailed supply and demand analysis of all pitch provision in a local area. Therefore, it cannot be used as a replacement for a Playing Pitch Strategy (PPS) and it will not be accepted as an evidence base for site change of use or disposal.

A LFFP will; however, build on available/existing local evidence and strategic plans and may adopt relevant actions from a PPS and/or complement these with additional investment priorities.

### ***The FA: Time for Change Strategy (2020-24)***

The FA launched its new National Game Strategy in January 2021 which aims to 'unite the game and inspire the nation'. It will do this in two ways, by 'changing the game to maximise its impact' and by 'serving the game to deliver football for all'.

# WILTSHIRE COUNCIL

## PLAYING PITCH ASSESSMENT REPORT

---

To achieve this, the strategy will focus on six Game Changer objectives, to change the fabric of the game and tackle long-term issues, to make the largest possible impact in the years ahead:

- ◀ Win a major tournament
- ◀ Service > two million through a transformed media platform
- ◀ Ensure equal opportunities for every girl
- ◀ Delivery of 5,000 quality pitches
- ◀ A game free of discrimination

These are underpinned by eight Serve objectives, ensuring maintenance of brilliant business-as-usual services to support the growing and evolving needs of the game:

- ◀ Trusted, progressive regulation and administration
- ◀ Safe and inclusive football pathways and environment
- ◀ Personalised and connected learning experiences
- ◀ Maximum investment into the game
- ◀ Diverse, high-performing workforce and inclusive culture
- ◀ World class venues and events
- ◀ Strong reputation and clear brand identity
- ◀ Technology enabled and insight driven

### ***England and Wales Cricket Board (ECB) Inspiring Generations (2020-2024)***

The England and Wales Cricket Board unveiled a new strategic plan in 2019. The strategic plan aims to connect communities and improve lives by inspiring people to discover and share their passion for cricket

The plan sets out six important priorities and activities, these are:

- ◀ **Grow and nurture the core**
  - ◀ Create an infrastructure investment fund for First Class County Clubs (FCCs)
  - ◀ Introduce a new Community Investment Funding for FCCs and County Cricket Boards (CCBs)
  - ◀ Invest in club facilities
  - ◀ Develop the role of National Counties Cricket
  - ◀ Further invest in County Competitions
- ◀ **Inspire through elite teams**
  - ◀ Increase investment in the county talent pathway
  - ◀ Incentivise the counties to develop England Players
  - ◀ Drive the performance system through technology and innovation
  - ◀ Create heroes and connect them with a new generation of fans
- ◀ **Make cricket accessible**
  - ◀ Broaden crickets appeal through the New Competition
  - ◀ Create a new digital community for cricket
  - ◀ Install non-traditional playing facilities in urban areas
  - ◀ Continue to deliver South Asian Action Plans
  - ◀ Launch a new participation product, linked to the New Competition
- ◀ **Engage children and young people**
  - ◀ Double cricket participation in primary schools
  - ◀ Deliver a compelling and coordinated recreational playing offer from age five upwards
  - ◀ Develop our safeguarding to promote safe spaces for children and young people



# WILTSHIRE COUNCIL

## PLAYING PITCH ASSESSMENT REPORT

---

### ◀ **Transform women's and girls' cricket**

- ◀ Grow the base through participation and facilities investment
- ◀ Launch centres of excellence and a new elite domestic structure
- ◀ Invest in girls' county age group cricket
- ◀ Deliver a girls' secondary school programme

### ◀ **Support our communities**

- ◀ Double the number of volunteers in the game
- ◀ Create a game-wide approach to Trust and Foundations through the cricket network
- ◀ Develop a new wave of officials and community coaches
- ◀ Increase participation in disability cricket

### ***The Rugby Football Union Strategy 2021 Onwards***

Through the strategy, the RFU aims to enrich lives, introduce more people to rugby union and develop the sport for future generations. The goal is to achieve this by strengthening and uniting rugby union in England and producing consistently winning England teams.

Eight key strategic priorities are identified with all investment decisions aligned to these. The strategy also outlines the RFU's core activities which form the backbone of its business operations and services to the game.

The priorities include four 'Game Objectives' and four 'Driving Objectives' as detailed below.

#### Game Objectives:

- ◀ Enjoyment – enable positive player experiences on and off the field
- ◀ Winning England – create the best possible high-performance system for England Rugby
- ◀ Welfare – enhance player welfare to protect and support the wellbeing of players
- ◀ Flourishing rugby communities – support clubs to sustain and grow themselves and to reflect society

#### Driving Objectives:

- ◀ Diversity & Inclusion – drive rugby union in England to reflect the diversity of society
- ◀ Understand – build a deep understanding of players, volunteers and fans to shape the future of the game
- ◀ Connect – connect with and grow the rugby community and create exceptional experiences
- ◀ Commercial and operational excellence – ensure a sustainable and efficient business model delivered by an inspired workforce

### ***Rugby Football League Strategic Plan 2015 – 2021***

The RFL's most recent strategy aims to establish rugby league as "a growing sport, available throughout the country, that is recognised as providing positive experience for all participants and spectators, in environments that are welcoming, inclusive, vibrant, safe and comfortable - encouraging people to return again and again, featuring:

- ◀ Financially viable and sustainable professional clubs creating stable employment opportunities, showcasing local, national and international playing talent, and leading the sport's development - and making a difference - in their own communities;
- ◀ Welcoming community clubs, putting players first, offering recreational enjoyment for children and adults alike in a safe and inclusive environment;
- ◀ A central organisation that stands out for excellence, innovation, mutual respect, integrity and inclusion that understands its role in servicing the wider sport;
- ◀ A sports that lives its values in all its decisions and actions.

# WILTSHIRE COUNCIL

## PLAYING PITCH ASSESSMENT REPORT

---

This vision is underpinned by 13 core principles, including:

- ◀ **An integrated whole sport.** Each constituent part of the sport will have a responsibility to ensure the good health of the entire game;
- ◀ **Return on investment.** Investment will be targeted to ensure the sustainability of member clubs, and growth in the number and quality of players thus seeking an effective return for the game;
- ◀ **Financial parameters.** Financial distributions will be undertaken to ensure the whole of the game will move forward together;
- ◀ **Geographic expansion.** Geographic expansion of the sport should be carried out in a proportionate and sustainable manner.

### ***Rugby League World Cup 'Inspired by 2021' Legacy Programme***

The Rugby League World Cup 2021 will develop a £10 million legacy programme with funds driven into local clubs and community projects. The government investment, delivered by Sport England, is part of an ambitious plan to grow the sport and make it more visible, engaging and welcoming to current and potential participants.

The funding will be split into large transformational community projects, such as changing room improvements and new artificial grass pitches with the remaining funding used for smaller scale initiatives such as supplying new kit and equipment to promote club and community development.

The investment focuses on the following four key areas:

- ◀ Creating welcoming environments
- ◀ Encouraging participation growth
- ◀ Building community engagement
- ◀ Cultivating further investment

### ***England Hockey Strategy***

England Hockey's Facilities Strategy can be found [here](#). Please note it is currently being updated.

**Vision:** For every hockey club in England to have appropriate and sustainable facilities that provide excellent experiences for players.

**Mission:** More, Better, Happier Players with access to appropriate and sustainable facilities

The 3 main objectives of the facilities strategy are:

#### **1. PROTECT: To conserve the existing hockey provision**

- There are currently over 800 pitches that are used by hockey clubs (club, school, universities) across the country. It is important to retain the current provision where appropriate to ensure that hockey is maintained across the country.

#### **2. IMPROVE: To improve the existing facilities stock (physically and administratively)**

- The current facilities stock is ageing and there needs to be strategic investment into refurbishing the pitches and ancillary facilities. England Hockey works to provide more support for clubs to obtain better agreements with facilities providers & education around owning an asset.

### **3. DEVELOP: To strategically build new hockey facilities where there is an identified need and ability to deliver and maintain. This might include consolidating hockey provision in a local area where appropriate.**

- England Hockey has identified key areas across the country where there is a lack of suitable hockey provision and there is a need for additional pitches, suitable for hockey. There is an identified demand for multi pitches in the right places to consolidate hockey and allow clubs to have all of their provision catered for at one site.

#### ***StreetGames: Active for Today and Tomorrow – Our 10-year Vision (2022)***

- ◀ The challenge: The Sporting Inequality Gap
- ◀ Vision: Healthier, Safer, More Successful Communities Through Sport
- ◀ Mission: To transform the lives of young people living in low-income, underserved communities through sport and physical activity
- ◀ Impact: Changing Sport, Strengthening Communities, Transforming Lives

#### ***The Activity Alliance: Achieving Fairness - 2021 to 2024***

**Vision:** Fairness for disabled people in sport and activity, focusing on these two key goals

- ◀ Embedding inclusive practice into organisations
- ◀ Changing attitudes towards disabled people in sport and activity

Four strategic objectives:

- ◀ Champion disabled people's voices and maximise Activity Alliance's visibility.
- ◀ Use high-quality expertise and insight to educate and inform decision making and influence policy.
- ◀ Address inequalities through collaboration, improving engagement and delivery with and for disabled people.
- ◀ Maximise the use of investment and that of our partners to enable disabled people's activity.

#### ***Wiltshire Public Health Priorities 2022 – 2032***

Wiltshire Public Health are committed to reducing health inequalities and improving population health and wellbeing through prevention and early intervention. Four thematic areas of work have been identified as priorities between 2022 - 2032 with resources being dedicated to their delivery:

- ◀ Health Protection
- ◀ Healthy Behaviours
- ◀ Building Resilience
- ◀ Shaping social, economic, and environmental factors

# WILTSHIRE COUNCIL PLAYING PITCH ASSESSMENT REPORT

## APPENDIX 2: NON TECHNICAL ASSESSMENT SHEETS

### Grass football pitch non-technical assessment sheet

Non Technical Visual Quality Assessment - Football							
Please complete one form per pitch							
Site reference:				Site Name:			
6 figure grid reference				Pitch ID(s):			
Number of football pitches on site:				Pitch size:	(Adult 11v11, Youth 11v11, 9v9, 7v7 Mini, 5v5, 7v7)		
Availability				Are any other pitches marked out over this pitch?	<input type="checkbox"/>		
Weather at time of visit & date of visit				If yes, please indicate what pitches are overmarked? (i.e. one youth pitch is overmarked on a adult pitch) in Pitch Issues			
Pitch Issues:							
Assessment Criteria (please rank each of the following aspects for each pitch with an 'X' in the coloured box to the right of the chosen answer)							
Element (Gathered via a non technical site assessment)	Rating					Guidance notes	Comments
<b>Playing surface</b>							
Grass Cover	Good >80%		Adequate 60-80%		Poor <60%		Advice is to walk through the middle of the pitch
Does the pitch meet The FA minimum size?	Yes - as per the FA recommended size		Within FA recommended guidelines		No		See size chart below for recommended dimensions
Slope of pitch (gradient and cross fall)	Flat		Moderate		Severe		
Length of grass	Good		Too long		Too short		Good 30mm-50mm, Too long 51mm plus, Too short 29mm less
Evenness of pitch	Good		Adequate		Poor		
Problem Areas: Evidence of dog fouling/glass/litter/vehicle tracks	None		Yes - some		Yes - lots		
Problem Areas: Evidence of unofficial use/damage to the surface	None		Yes - some		Yes - lots		
Problem Areas: Evidence of poor drainage	No evidence of standing water or poor drainage		Some evidence of poor drainage		Yes, poor drainage		
<b>Maintenance programme (information from maintenance schedule/grounds team/club survey)</b>							<b>Section total</b>
Grass cutting	Yes, as required		Yes, but not frequent enough		No		
Seeded	Yes, as required		Not known		No		
Aerated (per year)	Three or more times		Once/ twice		No		
Sand dressed	Within the last 12 months		Within the last 2 years		No		
Fertilised	Within the last 12 months		Within the last 2 years		No		
Weed killed	Within the last 12 months		Within the last 2 years		No		
							<b>Section total</b>
NB If none of this information is provided you should assume that only the grass is being cut and the rest of the maintenance items should be marked with the lowest score option.							
				<b>PITCH SCORE</b>	<b>0.0%</b>	<b>RATING</b>	<b>Poor</b>

Page 604

# WILTSHIRE COUNCIL PLAYING PITCH ASSESSMENT REPORT

## Cricket non-technical assessment

Element	Rating			Guidance notes	Comments (use the guidance notes to help complete)
<b>About the cricket outfield</b>					
Grass coverage	Good	Acceptable	Poor	  Falls below the ECB basic standard	
Length of grass	Good	Acceptable	Poor	Usually 12mm - 25mm	
Evenness	Even		Uneven	Ball should run without deviation or ramp	
Evidence of Dog fouling/glass/stones/litter?	None	Yes	Immediate action required	May also wish to refer to score source. If yes, refer to maintenance site message	
Evidence of Unofficial use?	None	Yes	Immediate action required	eg informal, casual use, unbooked use, kids kickabout etc. May also wish to refer to score source. If yes, refer to maintenance site message	
Evidence of Damage to surface?	None	Yes	Immediate action required	eg from animals/vehicles - rabbit, gulls and fence etc may also wish to refer to score source	
<b>Artificial wickets</b>					
Is the wicket and surrounds married in	Yes	No		There should be no trip points	
Evenness of wicket	Even	Uneven		There should be no contours in surface levels	
Stump holes	Yes	No		Should be no wider than a standard cricket ball	
Moss or materials in the surface	Yes	No		There should be none	
Rips or surface lifting	Yes	No		If "yes" send site message	
Surface worn in high traffic areas - creases	Yes	No		If "yes" send site message	
Hardness - does the ball rebound when thrown straight down?	Yes	No			
<b>Grass wickets</b>					
Presence of line markings	Yes	No			
Evidence of rolling - is wicket smooth and uniform	Yes	No			
Evidence of straight cut and height	Yes	No		3mm to 4mm high/175mm run of square	
Evidence of repair work on old wickets	Yes	No			
Grass coverage (square and wickets)	Yes	No		  Falls below the ECB basic standard	
Hardness - does a cricket ball thrown straight down into the surface rebound?	Yes	No			
<b>Changing/ Pavilion</b>					
Umpires provision	Yes	No			
Toilets	Yes	No			
Hot/cold water	Yes	No			
Heating	Yes	No			
Condition of building	Good	Acceptable	Requires attention		
<b>NTP</b>					
Is the wicket and surrounds married in (no trip points)	Yes	No			
Evenness of wicket (no contours in surface levels)	Even	Uneven			
Stump holes (no wider than a standard cricket ball)	Yes	No			
Moss or materials in the surface (should be none)	Yes	No			
No rips or surface lifting	Yes	No			
Surface worn in high traffic areas - crease	Yes	No			
Hardness - does the ball rebound when thrown straight down	Yes	No			
Is the steel frame/posts upright?	Yes	No			
Are steel cross members detached?	Yes	No			
Are all posts and net fixings in place?	Yes	No			
Can a ball pass through any part of the netting?	Yes	No			
Is appropriate safety/supervisory signage present?	Yes	No			

# WILTSHIRE COUNCIL PLAYING PITCH ASSESSMENT REPORT

## Rugby pitch non-technical assessment sheet

Non Technical Visual Quality Assessment - Rugby Union										
Please complete one form per pitch										
Site reference						Site Name				
6 figure grid reference						Pitch ID(s)				
Date of assessment						Pitch size	(Senior, Mini/Midi)			
Number of pitches on site						Are any other pitches marked out over this pitch?				
Availability						<i>If yes, please indicate what pitches are overmarked? (i.e. one mini/ midi pitch is overmarked on a senior pitch) in Pitch Issues</i>				
<small>Community Use - used, Community Use - unused, No Community Use, Available but Unused</small>										
Weather at time of visit										
General comments/observations										
<b>Assessment Criteria (please rank each of the following aspects for each pitch with an 'X' in the coloured box to the right of the chosen answer)</b>										
Qualitative information (gathered on site)	Rating					Guidance notes	Comments			
Grass Coverage	Good		Adequate		Poor		>90% = good. <80% = poor			
Size of pitch	Acceptable (between recommended minimum and maximum sizes)		Flag for further investigation (below recommended minimum size)		Unacceptable (above maximum size)		Maximum size = width 70m, goal line to goal line 100m, in goal area 22m, run offs 5m where practical. Recommended minimum size = width 68m, goal line to goal line 94m, in goal area 6m, run offs 5m where practical.			
Length of grass	Too Long		Good		Too short		Too long = >75mm. Too short = <50mm			
Problem Areas: Evidence of glass/litter/vehicle tracks/dog fouling	None		Yes - some		Yes lots					
<b>GOALPOSTS</b>										
Are goalposts installed?	Yes		No							
Is there any obvious danger on posts?	Yes		No							
Are the posts stable in the ground?	Yes		No							
Is the crossbar fixed securely?	Yes		No							
Is there evidence of rust on the posts?	Yes		No							
<b>ANCILLARY</b>										
Is the pitch floodlit?	Yes		No							
Is there changing accommodation for the pitch?	Yes		No							
Is an appropriate level of car parking available?	Yes		No							
<b>Pitch maintenance (information gathered via club survey/ pitch provider consultation) - refer to the guidance notes below</b>										
Aerated (per year)	three or more times		twice		once		never			
Sand dressed (per year)	three or more times		twice		once		never			
Fertilised (per year)	three or more times		twice		once		never			
Weed killed (per year)	three or more times		twice		once		never			
Chain harrowed	every week		fortnightly		monthly		never			
<b>Pitch Maintenance Score</b>										
Drainage	Natural (inadequate) SCORE D0		Natural (adequate) SCORE D1		Pipe drained SCORE D2		Pipe and slit drained SCORE D3		Unknown SCORE D0	Natural (adequate) = 3 or less training/match cancellations per season Natural (inadequate) = 4 or more training match cancellations per season *Based on a <b>pipe drained</b> system at 5m centres that has been installed in the previous eight years **Based on a <b>slit drained</b> system at 1m centres completed in the previous five years.

Page 606

# WILTSHIRE COUNCIL PLAYING PITCH ASSESSMENT REPORT

Artificial grass pitches non-technical assessment (including third generation turf pitches)

Non Technical Visual Quality Assessment - Artificial grass pitches									
Site reference			Site Name						
6 figure grid reference			Pitch ID						
Number of AGPs on site			Pitch size	Full (i.e., 100m x 60m)			Half (i.e., 60m x 40m)		
Availability			Community Use - used, Community Use - unused, No Community Use, Available but Unused						
Type of pitch	Long Pile 3G (65mm with shock pad)		Medium Pile 3G (55-60mm)		Short Pile 3G (40mm)				
	Sand Dressed		Sand Filled		Water based				
<b>Assessment Criteria</b> (please rank each of the following aspects for each pitch with an 'X' in the coloured box to the right of the chosen answer)									
Element	Rating						Guidance notes	Site comments	
Age of Surface	less than 2 years		2-5 years		5-10 years		over 10 years		
Evidence of moss/lichen (all surfaces)	None		Yes - some		Yes - lots				
Loose gravel (macadam surface)	None		Yes - some		Yes - lots				
Holes or rips in surface (macadam, art. grass or polymeric surfaces)	None		Yes - some		Yes - lots				
Grip underfoot	Good		Adequate		Poor				
Line markings - quality	Good		Adequate		Poor				
Problem Areas: Evidence of Glass/ stones/ litter	None		Yes - some		Yes - lots				
Problem Areas: Evidence of inappropriate use	None		Yes - some		Yes - lots				
Problem Areas: Evidence of damage to surface	None		Yes - some		Yes - lots		If no evidence, assume none.		
Access for disabled players. i.e.: ramps onto courts, width of gates	Good		Adequate		Poor				
Condition of posts/ nets/ goals	Good		Adequate		Poor				
Surrounding fencing	Good		Adequate		Poor				
Adequate safety margins (w here appropriate)	Yes - fully		No- but adequate		No - not adequate				
Is the AGP floodlit?	Yes		No						
Is the AGP left open at all times?	Yes		No						
Are there dug outs?	Yes		No						
Are there youth shelters/spectator seating around AGP?	Yes		No						
Is there changing accommodation for the AGP?	Yes		No						
Maximum score	93	Scoring:	Poor <=50	Standard 51-79	Good 80+	Total Score	0	Potential Rating	Poor

Page 607

This page is intentionally left blank



**Wiltshire Council**

**Cabinet**

**10 December 2024**

---

**Subject: Library Strategy 2025 - 2030**

**Cabinet Member: Cllr Ian Blair-Pilling - Cabinet Member for Public Health, Leisure, Libraries, and Communities**

**Key Decision: Non-Key**

---

## **Executive Summary**

This report provides the background, implications and link to the Library Strategy 2025 – 2030 document for approval by Cabinet. Developed through conversations with communities, council and external partners across the county it provides a strategic direction for the service over the next five years.

## **Proposals**

That Cabinet approve the Library Strategy 2025-30

## **Reason for Proposals**

The results of a Local Government Association Peer Challenge in July 2023 recommended a strategy be developed so the library service could continue to innovate and adapt to meet the future needs of people living, working and studying in Wiltshire.

The potential impact of demographic, budgetary and environmental changes in the future means a clear framework is required to focus delivery and ensure the statutory requirements of the library service are maintained and delivered in a cost-effective way.

By articulating the vision, purpose and priorities of the library service over the next five years the strategy will ensure the service remains relevant and able to deliver on the national and local priorities a public library is there to support.

**Parvis Khansari**  
**Corporate Director - Place**

## Wiltshire Council

### Cabinet

10 December 2024

---

**Subject:** Library Strategy 2025 - 2030

**Cabinet Member:** Cllr Ian Blair-Pilling - Cabinet Member for Public Health, Leisure, Libraries, and Communities

**Key Decision:** Non-Key

---

### Purpose of Report

1. To seek approval to adopt the Wiltshire Library Strategy 2025 - 2030

### Relevance to the Council's Business Plan

2. The Library Service in Wiltshire has 30 static libraries and three mobile libraries. The annual net controllable budget is £3.5m with IT, Fleet and Facilities Management costs controlled centrally. There are 190 employees (87 FTE). A total of 765 opening hours are delivered each week. The service has 753 volunteers, of which 36% provide 12,748 hours of their time annually to support 144 library opening hours each week. In addition, three libraries have an extra 140 hours of weekly self-service provision.
3. As a large council team the library service plays a key role in delivering against the missions, themes and corresponding priorities outlined in the Business Plan 2022 – 2032.
4. The following are a few examples of existing work focussed on delivering the council's guiding themes. The new library strategy offers further opportunities to develop these areas through the ambitions outlined in each focus area.

### Prevention and early intervention

- Health and wellbeing offer: drop ins and workshops with partners supporting public health messaging and resources on mental health, nutrition and exercise to help residents adopt healthier lifestyles and prevent health issues
- Early literacy support: rhyme time sessions and other activities e.g. story times supporting early literacy and speech development for young children to foster a love of reading and learning from an early age, which can prevent future educational challenges
- Loaning Activity Trackers and Blood Pressure Monitors: allowing residents to borrow health monitoring devices to make informed choices, improving lifestyles and health outcomes.

### Improving social mobility and tackling inequalities

- Digital inclusion: free access to computers and the internet, along with digital support sessions supported by staff and volunteers, to help bridge the digital divide and improve employment opportunities. Wi-Fi is also available in all library buildings

- ReadEasy Partnership: supporting those who struggle with literacy skills to improve their reading ability and life chances
- Volunteering Opportunities: developing transferable skills, including customer service, to support increased employment opportunities

#### Understanding communities

- Hosting Council community feedback events and providing information regarding statutory consultations
- Listening to customer feedback to understand the needs and preferences of different community groups, ensuring library services are tailored to meet local needs and support the creation of stronger communities
- Providing access to local history and genealogy resources to help residents connect with their heritage and foster a sense of place and community identity

#### Working together

- Operating as a community spoke for the Family Hub model with library staff to support early years development initiatives such as Bookstart and rhyme times, provide information for families, and engagement with books from an early age
- Partnerships with local organisations including schools, arts organisations and community groups to maximise the impact of cultural activity across the county
- Volunteering opportunities to help people develop life skills, meet new friends, make a difference in their community and overcome loneliness, whilst supporting the library service in their local community

5. The library service is committed to developing the service to ensure the core offer of books, information and computer provision deliver outcomes relating to the [Council's Business plan](#).

### **Background**

6. Under the [Public Libraries and Museums Act 1964](#) (PLMA) Wiltshire Council has a statutory duty to provide a comprehensive and efficient library service for people working, living or studying full-time in the area who want to make use of it.
7. Over the past five years the library service has experienced significant change. This is due to the flexibility required during and after the pandemic, the impact of changes to physical and digital use and a conscious move to focus on providing library services and facilities to support the most vulnerable Wiltshire residents who would benefit from library use.
8. A strategy will help to maintain the momentum already developed and provide a clear direction to sustain and improve on this performance, particularly in the areas of health and wellbeing, economic regeneration, cultural activity and digital support.
9. In July 2023 an online Peer Challenge by the Local Government Association and Arts Council England was undertaken. Over 60 people were spoken to by the four person team and involved 15 meetings, the equivalent of one person spending nearly two weeks in Wiltshire Council and 70 hours were spent collectively by the team to determine their findings. The Executive Summary of the Peer Challenge can be found in Appendix 2.
10. The key recommendations were that the strategy should:

- Articulate the vision of the library service and create a strategy through engagement with internal and external stakeholders so everyone has ownership of it;
- Identify the core library offer, with due consideration to staffing capacity, and how future delivery can be expanded by increasing connections with partners and volunteers;
- Review and build on the success of the mixed model of delivery with three areas of focus – library buildings as community assets, online & digital provision and outreach services. Especially for those in rural or disadvantaged areas;
- Embed the voice of communities in the strategy and its delivery, especially those of young people, so they know how the council is working to ensure they develop their potential;
- Ensure the value and purpose of the library is clearly stated. It is a library first and foremost that delivers community support, information and signposting;
- At all levels of the organisation 'Think Library First' when considering how the library service can support council services with similar aims within the Council's Business Plan

### **Main Considerations for the Council**

11. The library strategy document for approval by Cabinet can be found [here](#) and includes links to the Business Plan priorities.
12. Once approved the document will be re-designed as an engaging read for the public and other stakeholders by the Design and Print team and will include colourful graphics.
13. In developing the strategy consideration has been given to the budget. The strategy will be delivered from the future budget of the library service. It is expected funding bids to external organisations, including Arts Council England, will be required to deliver some of the ambitions highlighted in the report.
14. The library strategy considers the requirements of the budget and policy framework and ensures the delivery of the council's statutory requirements to provide a comprehensive and efficient library service.
15. There is no requirement to formally consult on the library strategy. However, engagement with key stakeholders including library customers, council and external partners, non-users, library staff and volunteers has been undertaken and the results are reflected in the strategy document and key supporting evidence. Data used to inform the strategy can be found in Appendix 3.

### **Safeguarding Implications**

16. The Library Service follows the Wiltshire Safeguarding Vulnerable People Partnership (SVPP) safeguarding policies and procedures of the Council and delivery of the strategy will sit within these responsibilities and processes.

### **Public Health Implications**

17. The library strategy document shows how the library service aims to improve the health of Wiltshire's population and the impact on wellbeing levels. Key target groups are also identified in the document.

## **Procurement Implications**

18. The library strategy has no immediate procurement implications, and any future needs identified will be developed as part of the project planning process with the involvement of the Procurement Team at the earliest stages.

## **Equalities Impact of the Proposal**

19. An Equality Impact assessment (EqIA), see Appendix 4, has been undertaken and an action plan created to mitigate risks including:

- Increase in the number of older people
- Decrease in library membership at specific ages
- Increase in the needs of those residents with disabilities, autism and SEND
- Staff and volunteers not reflecting the demographics of the communities they serve
- Impact of rural isolation
- Impact of low incomes
- Lack of engagement with hard to reach groups

## **Environmental and Climate Change Considerations**

20. The library strategy shows how the service aims to support the council's carbon neutral ambitions and any changes to current provision will form part of individual project plans with the involvement of the Climate team and other relevant partners at that stage.

## **Workforce Implications**

21. Reviews of service structures and operating models will continue, ensuring they are fit for purpose and support the delivery of an effective and efficient library service.

## **Risks that may arise if the proposed decision and related work is not taken**

22. The Department for Digital, Culture, Media and Sport superintend and promote the improvement of local government's provision of public library services in England. They consider it good practice for library services to develop a sustainable library strategy to best meet the needs of local people and the communities they serve. Agreeing the Library Strategy will also deliver on the recommendations of the LGA Peer Challenge.

## **Risks that may arise if the proposed decision is taken and actions that will be taken to manage these risks**

23. The risks of agreeing and delivering the strategy lay in staff capacity and sufficient budgets, however this has been acknowledged and the ambitions are scalable to suit the resources available over the next five years.

## **Financial Implications**

24. The expectation is that the strategy will be delivered from the library services existing base budgets.

## **Legal Implications**

25. There is no legal requirement for a library strategy and all policies have been complied with and no consultation is required. Therefore, engagement with Legal Services has not been undertaken.

## **Overview and Scrutiny Engagement**

26. The Chairman and Vice-Chairman of the Environment Select Committee will receive a briefing on the Library Strategy on 5 December 2024.

## **Options Considered**

27. The option not to create a library strategy would leave the service without a focus of direction for the future and may result in missed opportunities to innovate and meet the needs of communities in Wiltshire.

## **Conclusions**

28. A library strategy is required to support the effective delivery of a comprehensive and efficient service to meet the needs of communities across Wiltshire over the next five years.

## **David Redfern - Director of Leisure, Culture & Communities**

---

Report Author: Rebecca Bolton, Service Manager - Libraries,  
[rebecca.bolton@wiltshire.gov.uk](mailto:rebecca.bolton@wiltshire.gov.uk), Tel: 01225 718557

## **Appendices**

- Appendix 1 - Library Strategy
- Appendix 2 - Peer Challenge Executive Summary
- Appendix 3 - Library Strategy engagement feedback
- Appendix 4 - Equalities Impact Assessment

## **Background Papers**

None

[NB: Once approved the document will be re-designed as an engaging read for the public and other stakeholders by the Design and Print team and will include colourful graphics]

## **Library Strategy 2025 – 2030**

### **Section 1 - Welcome from Ian Blair-Pilling**

As Cabinet Member for Public Health, Communities, Leisure and Libraries I am delighted to introduce our new Wiltshire library strategy. It is an innovative framework that outlines the library service's vision, purpose, and key areas of focus for the next five years.

This ambitious strategy, developed through extensive dialogue with communities and partners across the county, follows a successful Local Government Association Peer Challenge. It highlights how our libraries serve as vital community spaces where residents can meet, borrow books, use computers, find information and attend events and activities. Our libraries can act as anchors for high street businesses, driving footfall and boosting the local economy. This, in turn improves literacy and health outcomes, employment opportunities, and life skills.

I believe the most successful library services are built on a long-term partnership between the library and its stakeholders. Over the next 5 years, I look forward to seeing our library service innovate and collaborate even more, developing services to support the health, wellbeing and social mobility of everyone who lives, works or studies in Wiltshire.

### **Section 2 - Introduction**

In July 2023 Wiltshire Library Service undertook a Local Government Association Library Peer Challenge, funded by Arts Council England, to consider the future direction of the service after a period of rapid change. During the pandemic libraries developed new and innovative ways to deliver services; digitally, face to face and in the community. It is essential to continue with this new culture of innovation to meet the future needs of people living and working in Wiltshire.

Looking ahead to the potential for demographic, budgetary and environmental changes over the next five years the library service needs to guarantee its delivery is based on a clear analysis of customer needs. This will ensure the statutory requirements of the service are maintained and delivered in a cost effective way.

The Peer Challenge team highlighted the following key recommendations:

- Articulate the vision of the library service and create a strategy through engagement with internal and external stakeholders so everyone has ownership of it
- Identify the core library offer, with due consideration to staffing capacity, and how future delivery can be expanded by increasing connections with partners and volunteers

- Review and build on the success of the mixed model of delivery with three areas of focus – library buildings as community assets, online & digital provision and outreach services. Especially for those in rural or disadvantaged areas
- Embed the voice of communities in the strategy and its delivery, especially those of young people, so they know how the council is working to ensure they develop their potential
- Ensure the value and purpose of the library is clearly stated. It is a library first and foremost that delivers community support, information and signposting
- At all levels of the organisation ‘Think Library First’ when considering how the library service can support council services with similar aims within the Council’s Business Plan

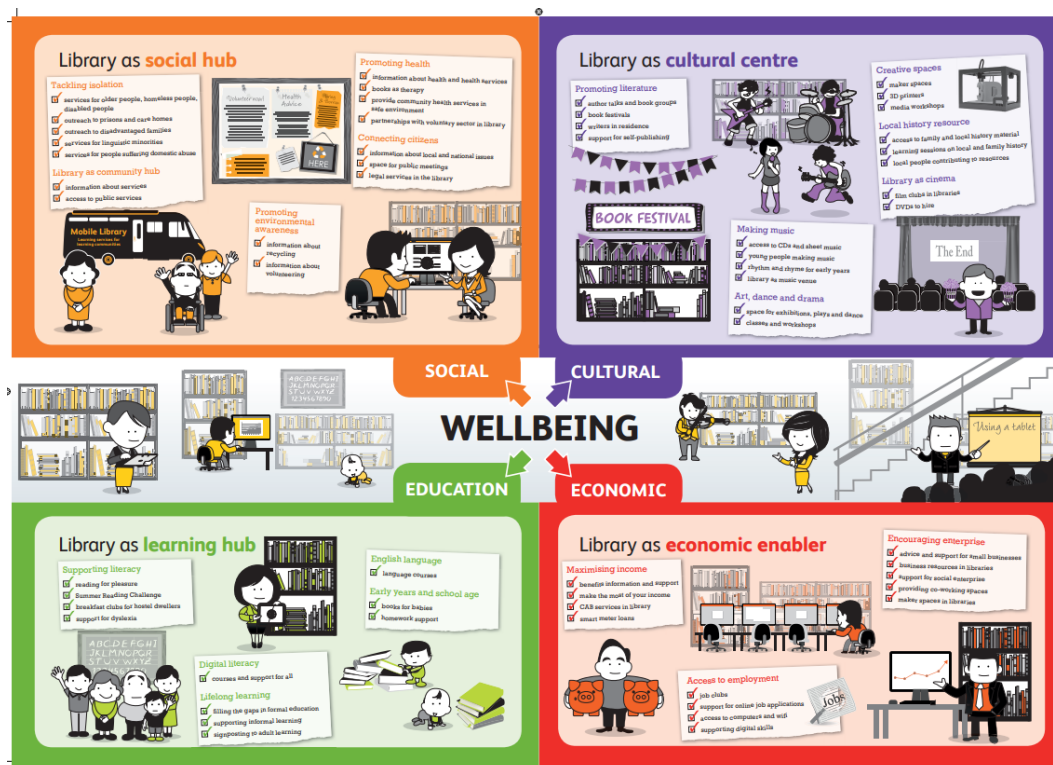
“Libraries play such an important part in our lives, be that instilling a love of reading in childhood or encouraging economic, social and mental wellbeing throughout adulthood and into old age ... they are one of the most critical forms of social infrastructure we have” Baroness Sanderson, author of ‘An independent review of English public libraries’ (2024).

The library strategy for Wiltshire sets out an ambitious direction of travel for the service and new provision in some areas is likely to require external funding in view of local government finances.

To ensure successful outcomes the library service will use a delivery model based on three key resources – the library buildings, a digital presence and outreach in communities – together with well trained staff and volunteers to provide the best service possible.

The impact a library service can have on its community is illustrated here in a graphic created by The Carnegie Trust.



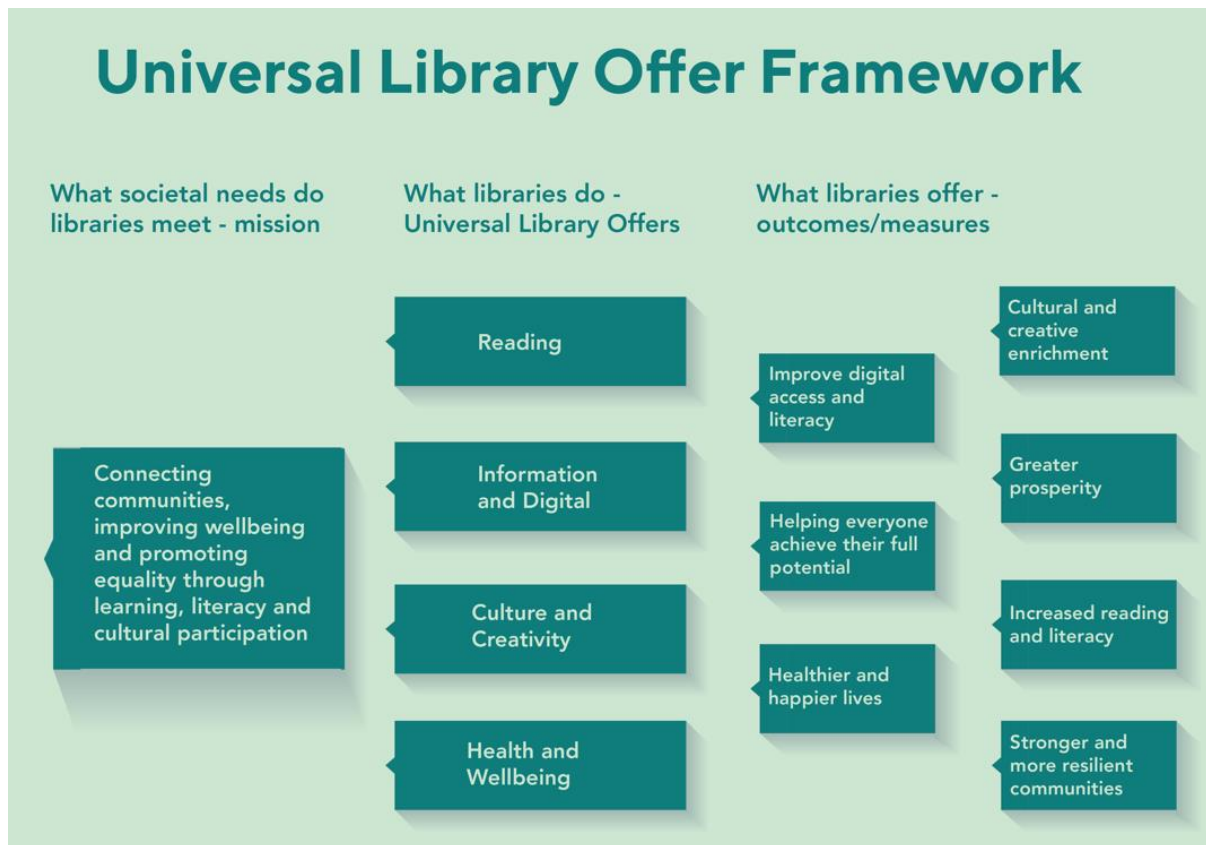


Carnegie Trust (2021)

### Section 3 - Background

Wiltshire Council has a statutory duty to provide a 'comprehensive and efficient library service' for all those who work, live or study in the county as described in the 1964 Libraries Act.

This is delivered through a network of 30 static libraries and three mobile libraries enabling access to books, culture and creative activities, information and digital support, services delivering positive health and wellbeing outcomes and a specific offer for children and young people. All maintained by well trained staff and volunteers in accessible buildings and vehicles. The service also works with large numbers of internal and external partners to deliver shared aims around the health and wellbeing, education and social care agendas.



Libraries Connected (2020)

The library service offer is based on the national Universal Offers Framework of reading, information and digital, health and wellbeing and cultural activity. Developed by Libraries Connected, the sector support organisation for public libraries, the framework reflects the primary aims of library services to support people’s wellbeing, life skills and social mobility. Underpinning all aspects of provision is the need for services and facilities to be accessible to those who require additional help to make the most of library services and facilities.



The library service also delivers on the Council’s mission, with a particular focus on ensuring residents get the best start in life, have the right skills to prosper, live well together and have vibrant well-connected communities.

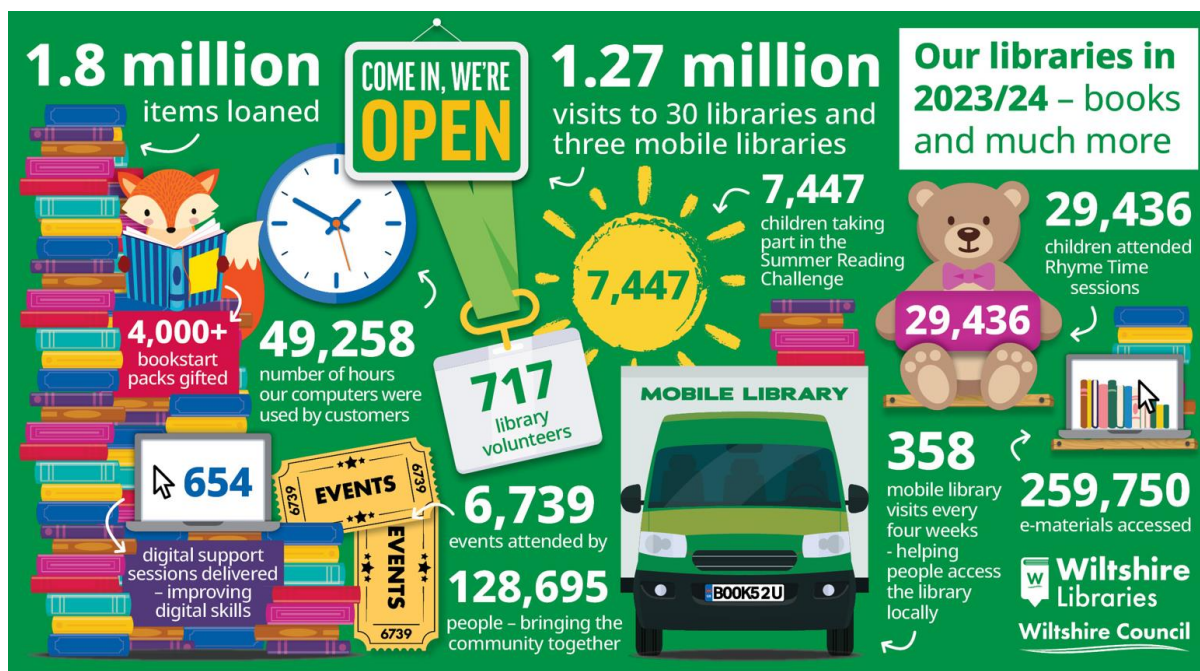
Successful recent partnership projects delivering in these areas have included:

- Loaning activity trackers watches and blood pressure monitors to help residents make informed choices and improve their health outcomes
- Free data SIM cards to ensure those impacted by the cost of living crisis are helped to bridge the digital divide
- Hosting Council consultation and community feedback events to better understand the needs and preferences of different community groups, ensuring services are tailored to meet local needs and support the creation of stronger communities
- Operating as a community spoke for the Family Hub model to support family engagement and early years development initiatives
- Theatre and arts events to maximise the impact of cultural activity across the county

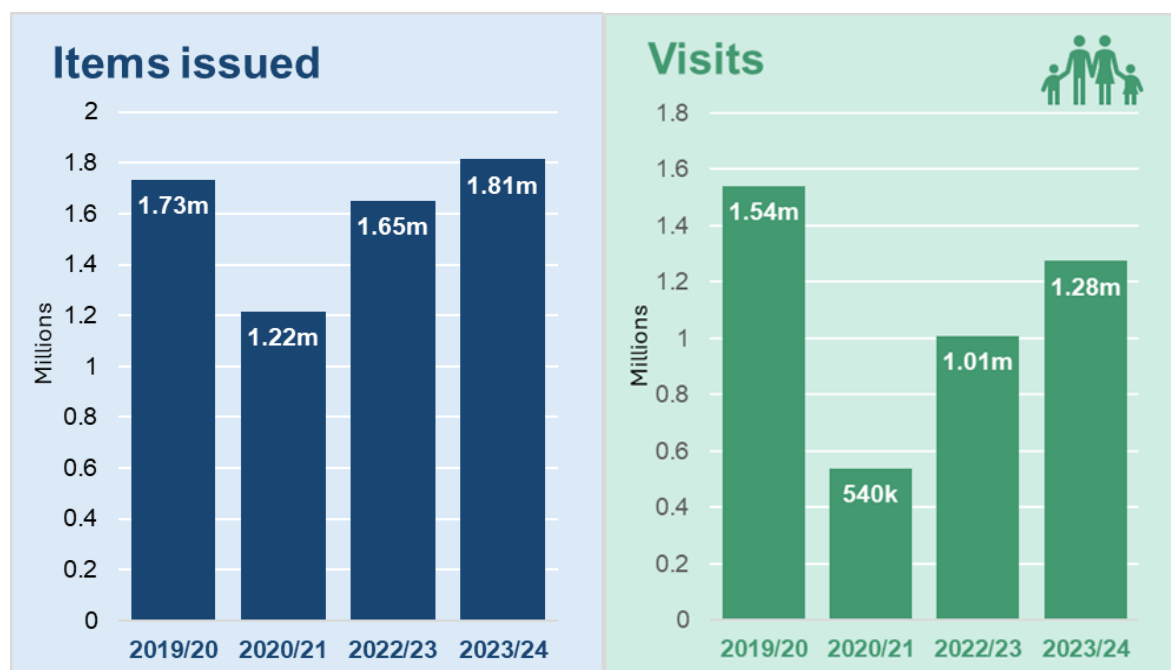
**Quote**

“The library service contributes to all the themes in the Council’s Business Plan and the Service Plan reflects this. There is a conscious effort made when looking at working with partners to deliver new initiatives that cover both the council priorities, and they are a universal offer” - Peer Challenge report 2023.

**Section 4 - Let’s celebrate!**



Performance 2023/24



Performance 2023/24 compared to previous years

## Section 5 - What did people tell us about library services?

Discussions with customers and non-users took place in a variety of locations including libraries, a supermarket, specially arranged meetings and surveys. The results showed:

Customers thought the most important service the library offered was access to a wide selection of books. The environmental benefits of borrowing rather than buying books was also emphasised. Other areas of importance mentioned were access to information and activities to help with health and wellbeing outcomes and the importance of supporting children to develop their imagination and reading skills from an early age.

The two biggest reasons for people not using a library were they had the internet at home or lacked the time to use the library. They also said they would like more events and activities for adults. Data showed us that young people's membership starts to drop from aged 13 and males aged 20 to 35 were least likely to use a library compared to males in other age groups.

## Section 6 - Future trends in Wiltshire

Research for the Joint Health and Wellbeing Strategy (2024) shows Wiltshire has an ageing population. Currently 22% are 65 years and over. By 2040 this will be closer to a third, a rise of 43%. A high proportion of older people use library services and therefore demand is predicted to increase. There is also a growing awareness of how library services can support preventative agendas to help reduce demand for council health and wellbeing services.

Wiltshire is a largely prosperous county, however there are pockets of deprivation in some larger towns and rural areas. Take up of the warm and welcome winter offer

over the past two winters has shown how important libraries are as free to access community spaces, with an ability to offer signposting and support to residents who need help.

Library membership levels are consistent across all indices of deprivation. This shows those who might struggle to afford to get online, access books, information or cultural events are happy to access the library and benefit from this provision.

There is growing demand for council services and support for those with disabilities, autism and SEND. Libraries provide concessions and bespoke services for these particular groups however, improved data and engagement will be important to continue to meet future needs.

Wiltshire Council has pledged to be carbon neutral by 2030 and the library service has a role to play in this. Some library buildings have LED lighting, air source heat pumps and solar panels but there is more to do.

## **Section 7 - Our vision**

Using feedback from the public, partners and future trends the library strategy highlights successful services and facilities considered part of the core offer. There are also a series of ambitions to ensure the service remains relevant and able to deliver on the national and local priorities a public library is there to support.

**Our vision** is for libraries to be trusted spaces at the centre of their local community.

The purpose of Wiltshire Libraries is to:

- Deliver free and inclusive access to friendly, welcoming library spaces and reading for pleasure to deliver better health outcomes
- Enable people to meet, access books, information and culture, use digital services, and develop their skills to improve social mobility
- Act as a Council interface with communities, working with residents and partners to provide a range of interventions and opportunities to build strong and cohesive communities
- Be a vibrant high street presence boosting footfall and helping to improve the quality of life for communities

## **Section 8 - What are the priorities for the next five years?**

Wiltshire libraries have 6 focus areas to guide their work.

These have been developed through engagement with the community, library staff, volunteers, council departments and external partners. Work done by Libraries Connected, The Reading Agency, Carnegie Trust and the Council priorities have also helped inform the strategy.

**Deliver a comprehensive and efficient service**

Links to Council missions - Live well together/Evidence based decisions/Vibrant, well-connected communities/On path to carbon neutral

**Priority:** Ensure empowered and well-trained staff and volunteers are available in welcoming, accessible buildings and vehicles to deliver a first-class library offer that is innovative, understood and reflects the needs of those who use our services

**We do this already by:**

- Delivering accessible library services for all ages aimed at reducing inequality and promoting social mobility
- Recruiting, training and retaining high quality staff and volunteers, who know their community, to provide the best possible service to customers
- Being a visible Wiltshire Council presence in local communities, signposting to services and facilitating other departments to engage with residents of all ages through their local library
- Supporting the Council to become a carbon neutral organisation and the ambition to assist the Wiltshire area to be carbon neutral by 2030 through staff training, championing change and signposting to relevant book stock, information and partner organisations
- Providing accessible meeting facilities for individuals wishing to meet with council and partner organisations, and for community groups to hold cultural activities

**Our ambitions over the next 5 years are to:**

- Develop a sustainable network of library buildings and mobile libraries, supported by an efficient and eco-friendly van delivery system. Aiming for carbon neutrality and to refurbish buildings as funding allows
- Encourage flexible use of library buildings by their communities through increased access outside of opening hours, either through co-location, a building management system or self-service
- Develop a strong marketing strategy promoting the relevance of libraries and encouraging greater use; including the introduction of a newsletter to help promote existing and new services with targeted messaging to non-users especially males aged 20 – 50 & young adults
- Deliver services and facilities within the available budget and investigate sources of additional income to help expand service delivery where possible according to evidence based need
- Improve the signage and signposting to library buildings to ensure they remain attractive and those new to an area know where to find them

- Work towards gaining national accreditation for the library service

### **Our workforce strategy**

Links to Council missions - Evidence based decisions/Efficient and Healthy Council

As well as recruiting, training, and retaining staff and volunteers to deliver excellent customer service, we prioritise employee wellbeing and recognise our team's contributions

#### **Our ambitions over the next 5 years are to:**

- Commit to investing in skills and training opportunities for those interested in working in a library through work experience, apprenticeships and volunteering
- Invest in skills and training opportunities to support career progression within library teams through targeted training and effective succession planning to maintain excellent service standards
- Ensure recruitment processes encourage diversity, so the workforce reflects the demographics of local communities

### **Reading, Culture & Creativity**

Links to Council missions - Best start in life/Stay active/Right skills to prosper

**Priority:** Build a literate community for all ages through access to books, reading and cultural experiences, supporting people to read for pleasure to improve their wellbeing and knowledge

#### **We do this already by providing:**

- Free access to books and reading to support literacy skills and promote the benefits of reading for pleasure for all ages
- A curated, accessible, inclusive and relevant collection of books and online resources to meet the needs of the community
- A programme of events and activities including those aiming to reduce social isolation and boost the imagination
- Local studies books and activities to help people feel part of their community, develop a sense of place and improve their wellbeing
- Reading materials for people to access a wide range of information, unlocking opportunities to develop hobbies, ideas to support personal development and for lifelong learning and employment

- Support and opportunities for all ages to engage with reading groups; along with reminiscence sessions and the Reading Friends Shared Reading project enabling them to meet with others who share the same interests in literature and local history
- Access to partners who offer formal and informal learning opportunities to best support the needs of the local community including the council's Family & Community Learning team and the charity ReadEasy

**Our ambitions over the next 5 years are to:**

- Finalise and deliver the whole council Reading Strategy being developed with The Reading Agency to engage everyone in the benefits of reading for pleasure and lifelong learning
- Expand the cultural offer including a refresh of the Performing Arts collection and build more proactive relationships with theatre groups to offer a wider programme of creative activities
- Offer greater opportunities to share reading experiences with others through author talks and innovative ways to engage readers with new authors and genres
- Work with our library stock suppliers to ensure book selection and maintenance processes have the lowest possible environmental impact
- Explore options to expand reminiscence sessions and other activities to engage individuals who may be experiencing difficulties due to physical/cognitive disabilities or frailty. Enabling them to meet others, overcome loneliness and improve confidence to support a reduction in demand for longer term Adult Social Care support and maximise independence
- Build on the work of the Green Libraries initiative, developing a regular programme of environmental events and ensure the use of space outside library buildings is utilised to promote biodiversity and engagement in nature
- Consider ways to increase cultural activity in library buildings to boost footfall on high streets and in the post 5pm economy, supporting the council's Cultural Strategy

**Quotes**

"I've only recently discovered reading as I've always been busy doing other things. Thank you for making it so easy for me"

"I start my library visits by checking out your staff recommends display. It's so interesting to see what you've all been reading and you always make such good suggestions, thank you"



“Coming to the book group is fun, it gets me out of the house and I enjoy hearing different opinions and the themes that emerge. I’m definitely reading more these days”

## **Information & Digital**

Links to Council missions - Right skills to prosper/Vibrant, well-connected communities

**Priority:** Enable access to quality information and digital services, to learn new skills, support employment and improve digital literacy ensuring all have safe, easy access to technology

### **We do this already by providing:**

- A range of information and online resources to support people’s study, general enquiries, and signposting when we are unable to provide direct help
- Equipment and support to upskill people to get online, especially job seekers, those studying or applying for benefits
- Up to date and reliable internet access, printing facilities and WiFi so everyone can stay connected and be confident using IT
- Access to free SIMS and mobile data, in partnership with the Good Things Foundation, to people in need via the National Databank scheme
- Supportive library staff and volunteers to help customers understand and use new technology through digital support sessions and remain safe online
- Well-trained library staff to help those who need assistance engaging with other council departments, charities and local organisations to get the information they need
- Community information through the display of posters, leaflets and consultation documents relevant to the local area

### **Our ambitions over the next 5 years are to:**

- Improve the creative digital and cultural offer to encourage more 13 – 19 year olds to use the library. Developing their confidence and skills in areas such as science, technology, engineering, arts and mathematics (STEAM) to support the economy
- Grow the range of online resources we provide to ensure we continue to meet customer need, for example by providing eNewspapers
- Ensure those without skills or access to the internet are not left unsupported due to the move online by organisations and businesses

- Review the use of library social media to ensure audiences are communicated with and engaged through the most appropriate channels
- Deliver and embed the Wi-Fi printing service so people can print from their own devices in their local library
- Support people to use and access technology to stay in their homes for longer, reducing care costs for the council, in partnership with the Adult Social Care Teams
- Train staff and volunteers to provide services and facilities in support of the council's digital strategy
- Ensure the Arena website is kept updated to help provide easier access to the catalogue of books and promote the library service offer
- Improve study areas for those who want to work away from the office or home, alongside space to use their own devices
- Provide training so staff understand the capabilities of AI and other technology developed over the next 5 years and can convey their learning to the public

## Quotes

"I passed my driving theory test yesterday (49/50 for the multiple choice!) and the only money I spent was on the test itself – all thanks to Wiltshire Libraries and the free resources they provide, such as Theory Test Pro, I couldn't have done it without them."

"I've been coming to the library for several weeks now to get help to use the computer so that I can apply for jobs. I've been out of work for a long time but have now got a job and can't wait to start. Thank you so much for all of your help, it made a real difference to me. More than anything it helped me to believe in myself again."

"I first visited the library to get help to send photos to my family on my phone. I recently visited again to learn how to use the NHS app. So, when my audiologist said that there was an app for my hearing aids, I knew just where to come for help in using it!"

## Health & Wellbeing

Links to Council missions - Stay active/Live well together

**Priority:** Support the health and wellbeing of library users, through books and services that inform, engage and signpost, often in partnership and co-design with other council services including Public Health and local organisations

**We do this already by providing:**

- Welcoming, accessible, social spaces to meet people and take part in activities to improve their health and wellbeing
- Collections of resources including health information, self-help reading and other materials to support people's engagement in improving their health outcomes
- Informed staff confident to signpost to health resources and services
- Opportunities for promotion of key health messages and continuing to work with Public Health and the NHS to embed delivery of the prevention agenda
- Libraries as a community spoke for Family Hubs, so people have local access to parenting advice and guidance
- Space in libraries across the county for partner led drop-ins delivering health advice and support
- Access to wellbeing reading groups, for example Shared Reading, to encourage reading together to develop the imagination and enjoy the company of others
- Loanable equipment such as blood pressure monitors and activity tracker watches to help people make informed, healthy choices about their lifestyles as well as resources to support cost of living such as thermal imaging cameras to identify heat and energy lost around the home
- Volunteering opportunities to help people overcome loneliness, build confidence and make a difference in their community
- A warm and welcome winter offer to support those impacted by the cost of living

**Our ambitions over the next 5 years are to:**

- Increase signposting and guidance to relevant resources to improve health literacy, including access to trusted sources such as the NHS app
- Explore opportunities with Adult Social Care to enhance peoples access to information and resources to live longer healthier lives
- Offer the opportunity to increase the number of health practitioners and partner organisations to deliver drop-ins and appointments in libraries
- Increase staff awareness and provide facilities to support the council's dementia and carers strategies

- Improve the library offer to those in or coming home from hospital to access reading material

## Quotes

“One of our customers is homeless and he told us the other day how nice it is to be greeted by name when he visits, he called the library a safe haven”

“I come in most days to have a chat with whoever is around, without the library I would be very lonely”

“What a lifesaver the library is! I have fibromyalgia and sometimes cannot move, so having a regular supply of books to read when I am stuck in a chair is invaluable”

“Thank you for the loan of the activity watch, it’s got me walking more and feeling better about myself”

## Children & Young People

Links to Council missions - Best start in life/Right skills to prosper

**Priority:** Inspire children and young people to enjoy books and read for pleasure from an early age, providing them with materials and activities to enthuse and support their education

### We do this already by providing:

- A wide range of books in different formats to help children, from babies to young adults, to read for pleasure and support their educational attainment
- Access to regular rhyme times to support the development of speech, communication and language skills in very young children and enable new parents to share similar experiences and develop supportive friendships and networks
- A free programme of activities to help reduce the dip in reading skills over the summer holidays, supporting children’s reading confidence, skills and learning
- Year round free reading programmes, including Story Sharers and Story Adventurers’ Club, plus other seasonal and school holiday activities to encourage family book sharing and reading for pleasure
- Outreach activities to new parents and families promoting the benefits of library membership through connections with partners including the Registration Service, Children’s Services, the Family Hub team, schools and national partners such as Booktrust who provide free book packs for families
- Opportunities for school and pre-school pupils to engage via a programme of class visits to libraries aimed at those in areas of deprivation and at key transition points such as starting in reception or going up to secondary school

- Access to information and the promotion of library services and specific activities for children, young people and families via the All Together website
- Work experience and volunteering placements to help raise young people's aspirations, improve confidence levels and help build relevant skills for future employment

**Our ambitions over the next 5 years are to:**

- Deliver new services to support those who may need additional help to get the best start in life, for example children and young people who are fostered, care experienced, those with SEND, pupils excluded from school or individuals living in areas of deprivation
- Develop an offer for children who are home schooled to support them to meet others and benefit from access to resources to support their educational attainment
- Improve the designated areas in larger libraries for young people so they are more appealing safe spaces, with a wider range of stock and activities, to encourage them to spend more time in the library experiencing the benefits. This will be developed in collaboration with young people and youth professionals to ensure they meet the needs of the target group
- Introduce a simple process to help parents who are carers or work long hours to take out a library membership for their children without having to physically visit the library
- Promote library membership through a range of campaigns and with the support of partners at each key stage of a child's development and reading journey, especially aimed at retaining young readers as they transition to secondary school

**Quotes**

"Thank you to the lovely lady who helped me when I was looking for recommendations when my daughter was starting to read independently. The books you suggested were perfect and opened up a whole world of reading for her. We have read them all together as a family and she reads them to herself, I often hear her giggling in bed to herself as she reads!"

"It's our last rhyme time session today, as she is extending her hours at nursery. Thank you for all you have done for us. The improvement in her confidence over the years we've been coming has been a joy to watch"

**Accessible Services**

Links to Council missions - Stay active/We are safe

**Priority:** 'Provide an inclusive and welcoming reading and learning environment with access to alternative formats and borrower concessions for all those who need additional support to use the library service

**We do this already by providing:**

- Concessionary memberships, accessible reading formats and other support for those with physical or sensory disabilities, SEND or caring responsibilities to help ensure equality of access to library services
- Library services in rural communities via our mobile libraries and Home Library Service, reaching people in and close to their homes reducing the need to travel to access library services. Along with opportunities to work in partnership to promote the services offered by other council teams
- Resources in a range of languages and formats to ensure those who have English as a second language or are unable to use standard format books have access to the materials they need
- Volunteering opportunities to help people overcome loneliness, build confidence, gain life skills and make a difference in their community
- Access to reading groups for people who have a visual impairment or health condition to encourage reading together to help develop the imagination and enjoy the company of others

**Our ambitions over the next 5 years are to:**

- Offer greater support for those who need help to access library services and facilities. Working with support groups to ensure library buildings are flexible, inclusive, accessible and meet the needs of those with SEND, autism, memory, sight and hearing loss or have a physical disability
- Increase the reach of the Home Library Service so those who are unable to visit in person due to frailty, disability or health conditions still benefit from library services
- Support those who wish to transition from using large print and spoken word books on CD to access free library provision of electronic versions
- Improve outreach to areas where engagement with libraries is low; through pop up mobile library visits and attendance at community or partner events and local groups
- Work with local communities, especially those in areas of deprivation, to ensure library services and accessible spaces are shaped and supported by residents, reflecting local need and improving individual outcomes
- Explore opportunities for involvement in social prescribing and bibliotherapy

- Develop a community profile for each library highlighting those who would benefit most from engagement in libraries and a plan to deliver this
- Work with others involved in supporting refugees, asylum seekers, military families, boaters, Gypsy, Roma, Travellers and care leavers to ensure library services reflect their needs

## Quotes

“The mobile library service means the whole world to me; I really mean it. I don’t know what I would do without it. The staff bring me such wonderful books to read, it keeps me sane”

“I’m a carer for a lady with dementia. I’ve been reading fairytales to her from the children’ library and to see her eyes light up makes my day”

"I feel so much better since the Home Library Service visits have enabled me to start reading again!"

## Section 9 - Next steps

Developing a high-level action plan with measurable outcomes is the next stage in delivering this strategy. This will be incorporated into the annual library service plan and other associated project planning documents.

This strategy is a living document guiding every aspect of library service delivery. It will be embedded within service planning and the individual objectives of all library staff. Progress will be reviewed and communicated to stakeholders on an annual basis.

## Section 10 - How can you help?

We can't do all this without you. We want everyone to be able to come together and enjoy the services offered by our libraries. You can help by:

- taking part in conversations about your library to improve what’s on offer
- using libraries as your community space
- attending events and activities to grow vibrant communities
- coming to the library and getting online
- telling your friends and family about us
- volunteering your time

Sources of information used to inform the strategy:

- Wiltshire Council Business Plan (2022 – 2032)
- Libraries Connected National Universal Offers (2024)
- LGA Peer Challenge (2023)
- The Public Libraries Act (1964)

- Results of customer engagement/needs analysis (2024)
- Cipfa plus customer survey (2018)
- JSNA (2024)
- Equalities Impact Assessment (2024)



# 1 Executive Summary

Wiltshire Library Service has some strong foundations that can be built on when developing a vision and strategy for the future. This peer challenge is one of the steps in the review process.

Both employees and volunteers are an asset to the service with partners, customers and other council services recognising them for their flexibility, inclusivity and adaptability. They will be a key group to engage in the review process. Not only are they the face of the library (and the council) but they are also embedded in their communities and have the knowledge of what works in their library for the area it serves. The new senior management team will provide the drive to ensure the service is focussed on being the best it can be.

The Leader and Cabinet Member are strong advocates for the service and despite the financial challenges are ambitious for the future and what the library can do to support the Council priorities.

The Library Service embodies the guiding themes of the Council Business Plan and contributes across a range of priorities from Best Start in Life to the skills agenda. There are opportunities to contribute even further by engaging with local business and creative industry to support the wider economy.

Libraries are recognised as a key community asset and their response to the pandemic ensured their profile was raised both within the council and with external partners. At a service level, there is a good understanding of how libraries can be used to support priorities. More work to ensure all managers in the Council 'Think Libraries First' should be a key consideration.

There is positive engagement with both internal and external partners to the council. A range of initiatives are delivered from libraries to support Public Health, Children's Centres and Family Learning. Libraries are seen as non-judgemental, safe spaces that support a range of groups, many of whom are vulnerable and need support.

There is a need to articulate the vision and purpose of the library service mapped against the council's aims and the national universal library offers. This can be achieved by working with all stakeholders and the wider community to co-create the vision and the strategy.

The vision and purpose needs to be aligned to how you will deliver the service through a range of both physical and digital spaces. There is already a mixed delivery model with co-location, library buildings, mobile libraries and the use of volunteers. Assets can also be used to provide income, and this should be explored as part of the review. This should be in conjunction with the council's review and rationalisation of assets.

Volunteers are a key part of the library delivery model, and they value the opportunity to work in their community. The offer could be expanded to a wider age range, particularly young people and those wanting to return to employment. This will enhance the skills and experience for future employment.

Children and young people should be involved in the review process, and this was a voice that was 'silent' during the peer challenge process.

There is an opportunity as part of the review and strategy development to consider the establishment of 'Friends of Library Groups' who can access funding. It will be

important to ensure that the constitution of these groups is agreed and that they support library priorities.

Engagement with communities by the library service is under-developed and the library review is a good opportunity to open new channels of communication with a wide range of groups, users and non-users. Tapping into existing council mechanisms for community engagement such as 'Community Conversations' and the Youth Council will be a starting point. Going out to communities will be key, particularly as Wiltshire has almost half of its population living in rural towns and villages. A range of suggestions are included in the report.

Marketing and publicity around library services and events is limited to Facebook pages, X (formerly Twitter) and some local radio exposure. The council website is difficult to navigate to access library pages. As part of the library review, consideration will need to be given to a range of outlets for publicity including ones that are accessible to those parts of the community who do not have internet access or transport.

Going forward, the service should follow up with partners and the communities involved in the peer challenge. They are interested in the future of the service and the co-creation of the vision and strategy can be developed by continuing these conversations.

## 2 Key recommendations

There are a range of suggestions and observations within the main section of the report that will inform some 'quick wins' and practical actions, in addition to the virtual conversations, many of which provided ideas and examples of practice from other organisations and Arts Council England (ACE). The following are the peer team's key recommendations to the Council:

1. Take the learning from the Peer Review as the starting point for conversations and co-creation with staff, councillors, volunteers, communities and partners to develop the vision and purpose for the library service. This will lead to the creation of the library strategy and will ensure that all stakeholders, internal and external, have contributed to the future direction of the library service and have ownership of it.
2. Identify your library offer which considers staffing capacity, but articulates how, by connecting with partners and volunteers you can expand that offer and capacity.
3. Clearly define the purpose and requirement of library delivery and the possibility of revenue streams from the use of assets. This is through council owned buildings, co-location, community buildings, mobile libraries and virtual spaces. There are already some excellent examples of good practice re co-location e.g., the Campus facilities and community hubs.
4. Embed the voice of your communities in your strategy, especially the voice of young people. They need to know that their council is working to ensure they develop their potential, provide a place they can live and work and enjoy the beautiful area they live in.
5. Ensure the value and purpose of the library service is clearly stated. It is a library first and foremost that delivers community support, information and signposting.
6. At all levels of the organisation 'Think Library First' when considering services that contribute to the Council's Business Plan.

### 3 Summary of the Peer Challenge approach

This peer challenge is part of a programme of on-line peer challenges of councils' culture and library services supported by the Arts Council England (ACE) and provided by the Local Government Association (LGA). These challenges follow the recognised principles adopted across the LGA's range of peer challenges, both corporate and service specific. They are intended to help councils improve their cultural and library services and generate wider learning for the sector.

#### 3.1 The peer team

Peer challenges are delivered by experienced peers. The make-up of the peer team reflected your requirements and the focus of the peer challenge. Peers were selected on the basis of their relevant experience and expertise and agreed with you. The peers who delivered the peer challenge for Wiltshire Council were:

- Julie Bell, Interim Director of Education, Skills & Culture, Lancashire County Council
- Councillor Henry Higgins, London Borough of Hillingdon
- Lynne Taylor, Relationship Manager, Libraries (South West), Arts Council England
- Jill Scarr, Peer Challenge Manager, LGA Associate

#### 3.2 The peer challenge process

It is important to stress that the peer challenge was not an inspection. Peer challenges are improvement focussed and tailored to meet individual councils' needs. They are designed to complement and add value to a council's own performance and improvement. The process is not designed to provide an in-depth or technical assessment of plans and proposals. The peer team used their experience and knowledge of local government to reflect on the information presented to them by people they met and material that they read.

The peer team prepared for the peer challenge by reviewing a range of documents and information in order to ensure they were familiar with the Council and the challenges it is facing. The team then spent 2 days meeting people from Wiltshire Council in an online visit, conducted on Microsoft Teams, during which they:

- Spoke to more than 60 people including a range of Council and library staff and volunteers together with councillors, external partners and both users and non-users of library services.
- Gathered information and views from more than 15 meetings and additional research and reading.
- Collectively spent more than 70 hours to determine their findings – the equivalent of 1 person spending nearly 2 weeks in Wiltshire Council.

This report provides a summary of the peer team's findings. It builds on the feedback presentation provided by the peer team at the end of the online visit on 26 July 2023. In presenting feedback to you, they have done so as fellow local government officers and members and bringing Arts Council England experience, and not as professional consultants or inspectors. By its nature, the peer challenge is a snapshot in time.

The peer team appreciate that some of the feedback may be about things you are already addressing and progressing.

### **3.3 Scope and focus**

The purpose of the peer challenge is to help Wiltshire Council begin to define the Library Service's purpose, vision for the future and highlight opportunities to make meaningful transformational change and further align with the vision of the Council's Business Plan.

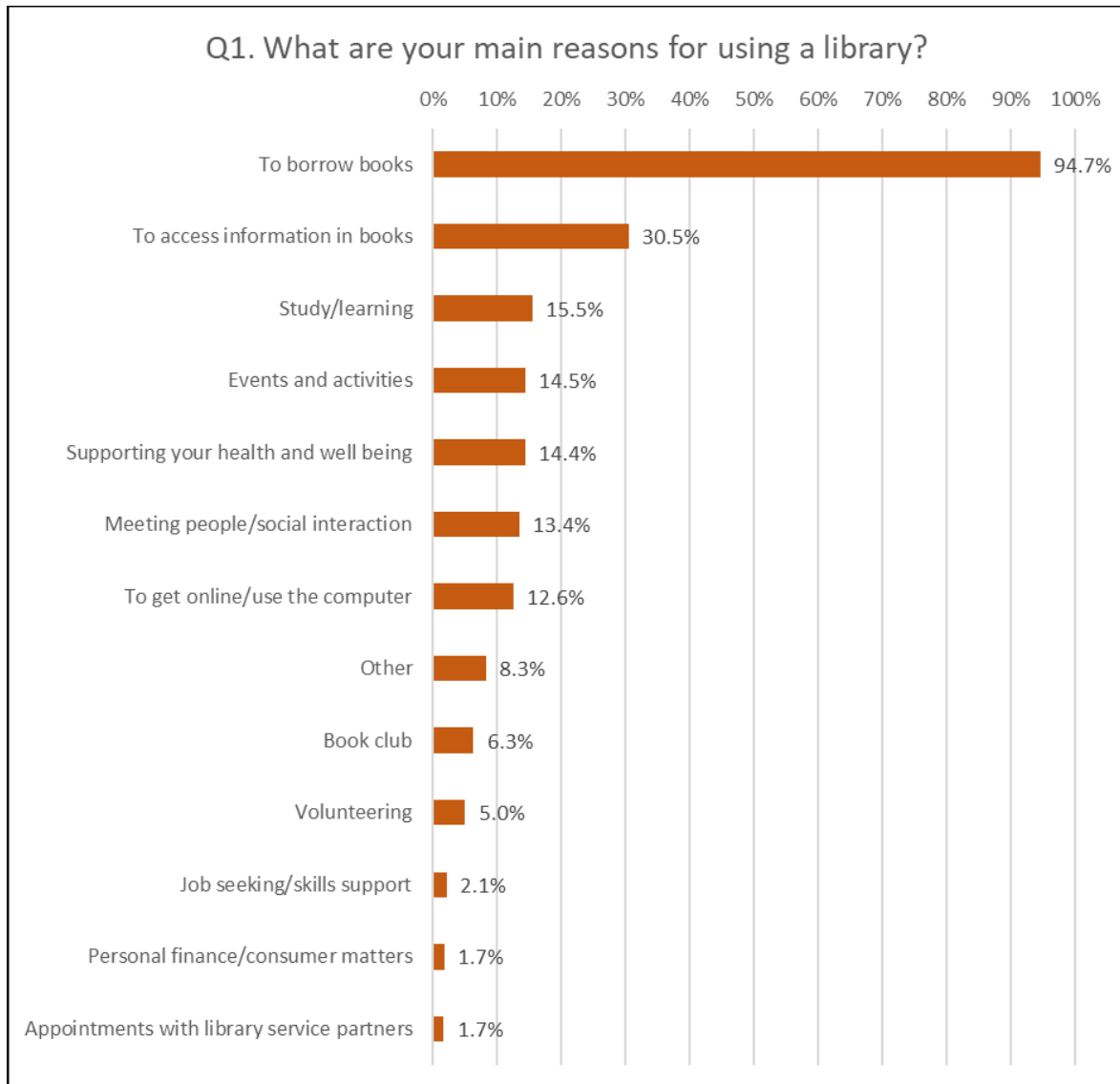
In particular, the Council asked the peer team to focus on the following issues:

- How can the library review process be improved to ensure the new library strategy is fully adopted across the council and able to deliver a vision for the service for the next 5 to 10 years?
- Is the library service's contribution to council strategic objectives understood by the whole council?
- How can we engage with library users, non-users and other stakeholders to help inform the strategy and ensure it meets the needs of the communities the libraries serve?

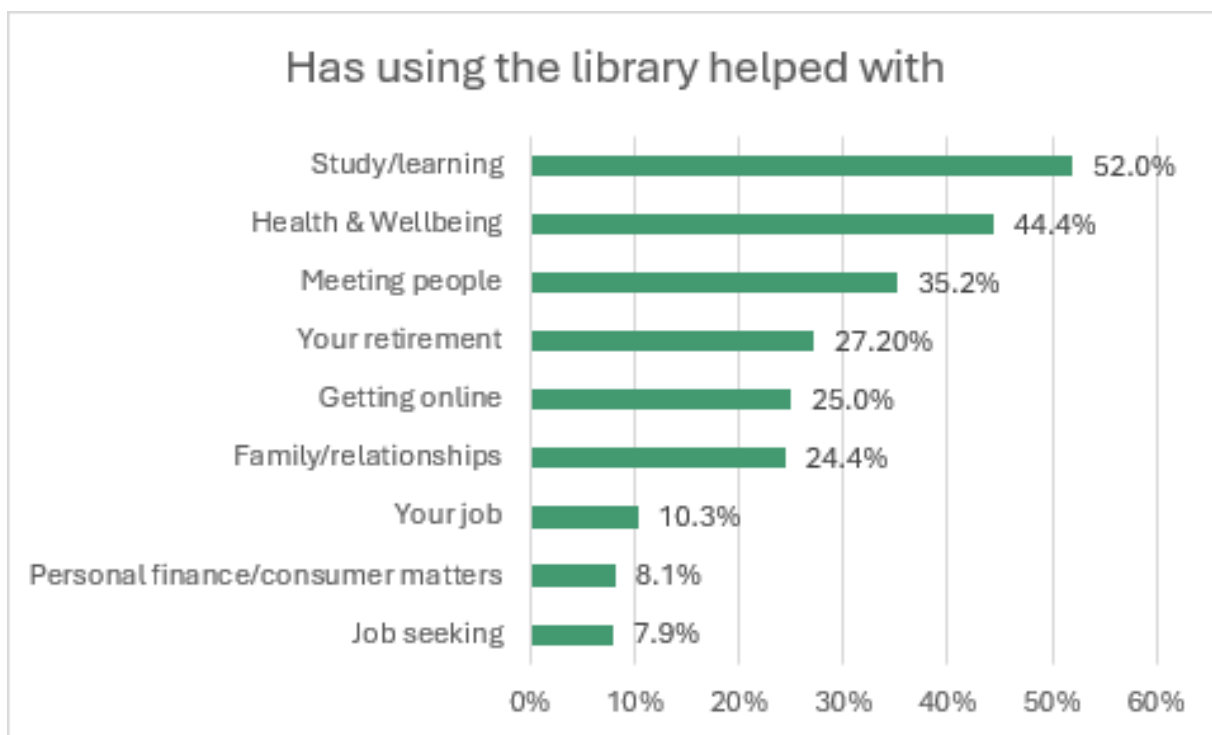
This page is intentionally left blank

# Library data used to inform the library strategy

## Customer feedback (adults)



Survey size 7,250 (2020)



Survey size 5,655 (2018)

#### Customer feedback (children)

<b>Taking part in the Summer Reading Challenge:</b>	<b>Number of responses</b>	<b>Percentage of respondents</b>
Made them feel happy	2,059	89%
Helped them to enjoy reading	2,061	84%
Made them visit the library more	1,843	75%
Made them want to read more	1,781	73%
Helped with their reading skills	1,746	71%
Had a positive impact on their mental health and wellbeing	1,752	40%

Survey size 190 adults (2024)

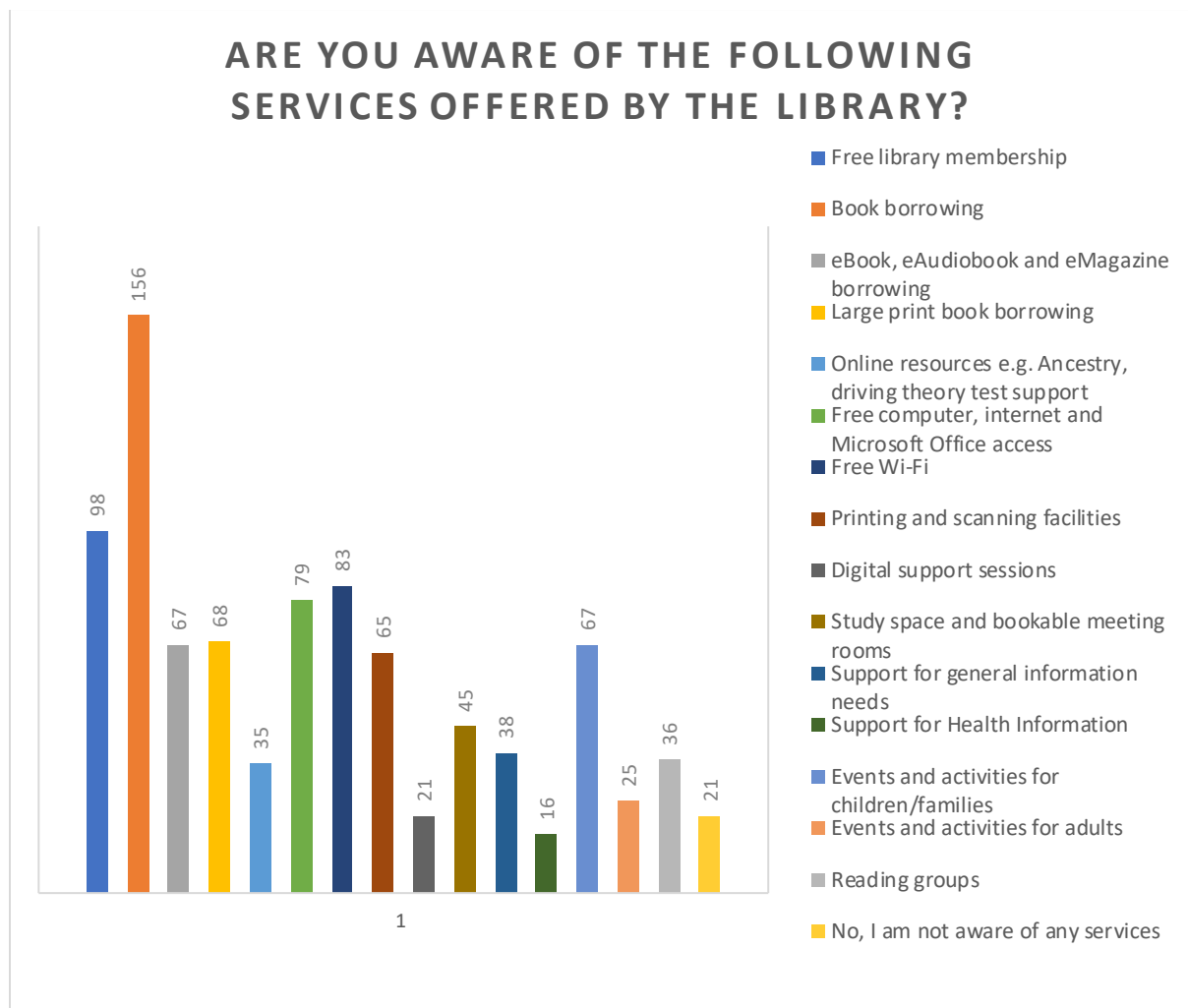
#### Results of regularly attending a rhyme time and 229 children

<b>Outcomes to support child's development</b>	<b>% result</b>
We share more rhymes at home	72%
We borrow books when attending	42%
We have made new friends	53%

Survey size 190 adults (2024)

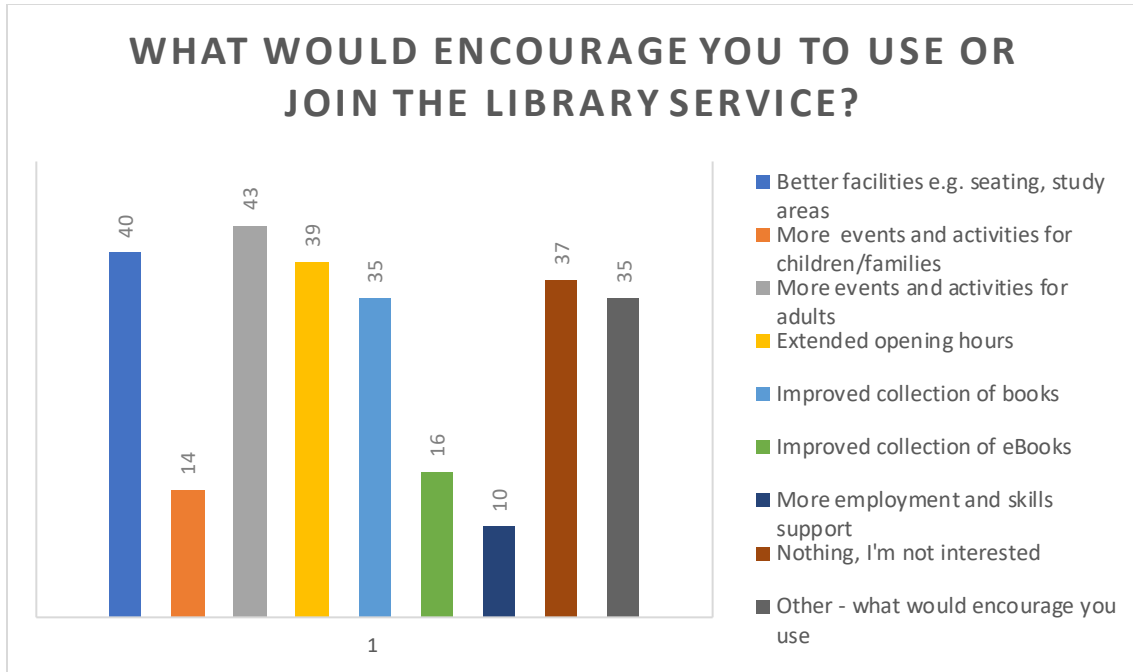


## Non-user customer feedback



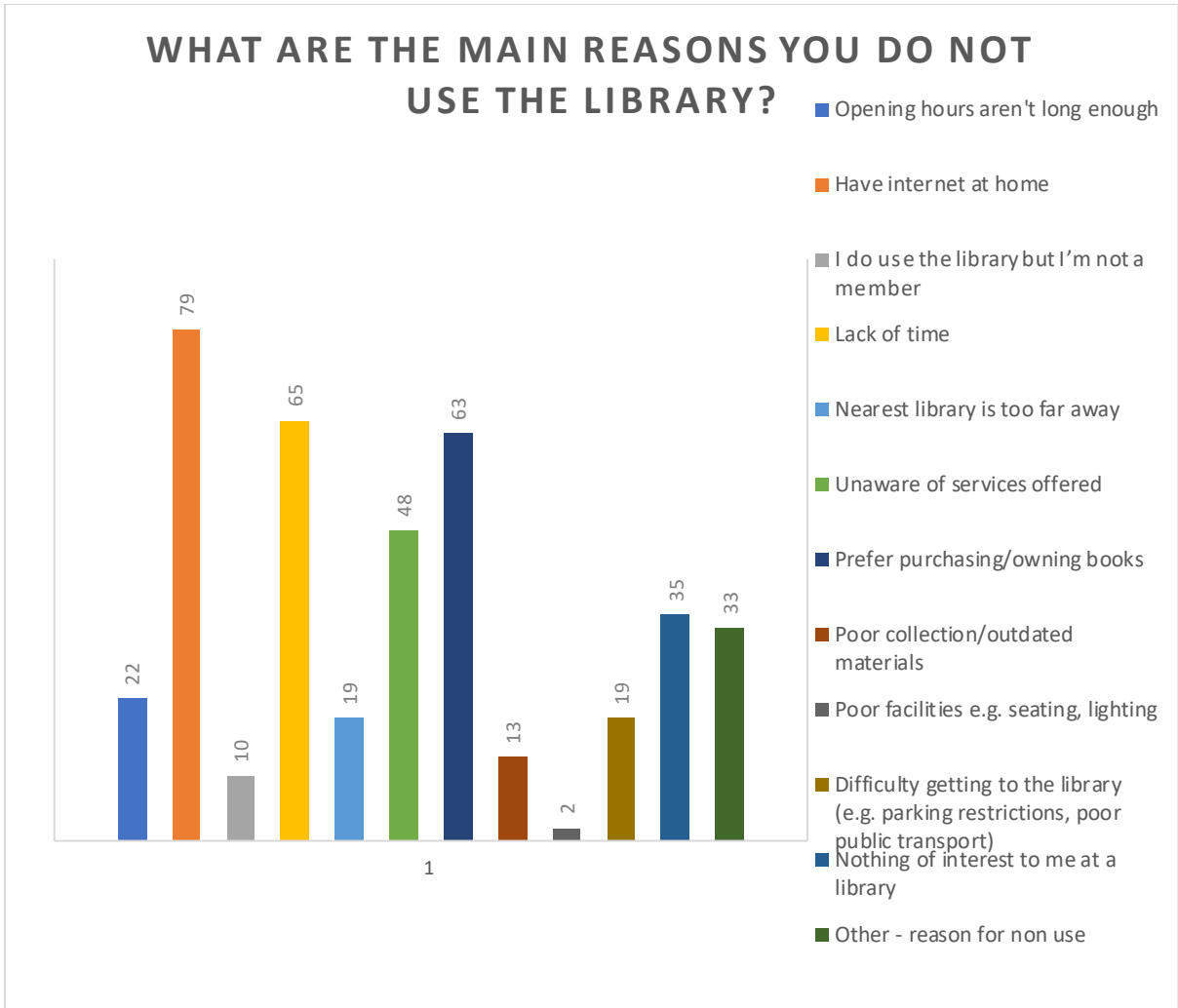
Survey size 265 (2024)

People who don't use library services are least aware of health information services and most aware of book borrowing. This suggests health information, a relatively new focus area for the library service over the past five years, needs more promotion with non-users and the original remit of libraries remains its most well-known role.



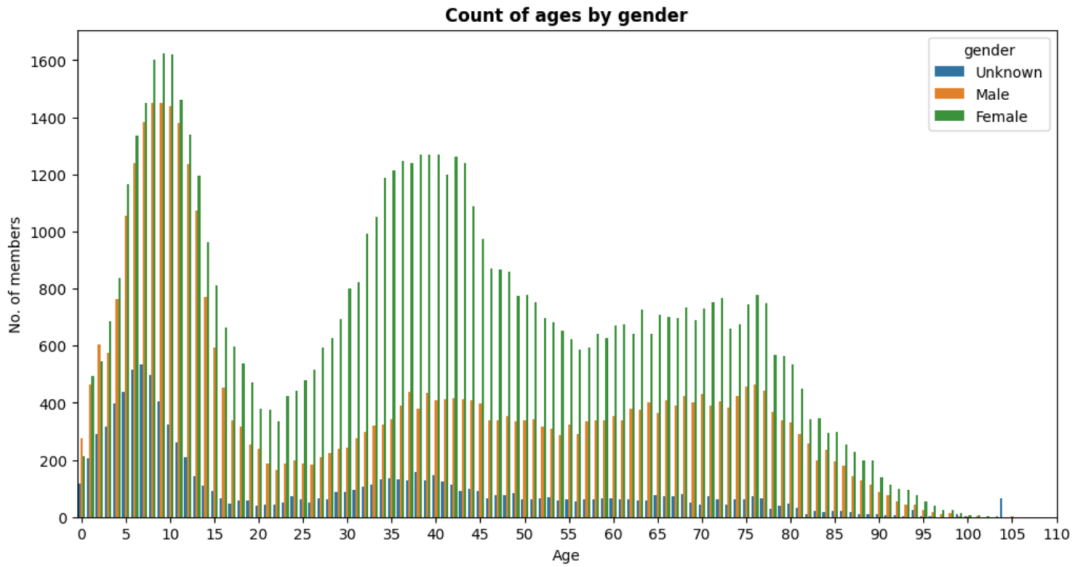
Survey size 265 (2024)

More events and activities for adults is the most common request despite, although 6,739 were held in the past year attended by 128,695 adults and children. The least requested service is employment and skills support. These results may indicate untapped demand for more events and activities or a lack of effective marketing to non-users. Lack of interest in other areas could be due to the demographic of the contributors not being the key target audience.



The most common reason is 'have internet at home' but looking at the responses, when people have ticked this they normally have another reason so this could be a statement rather than the main reason. Second is 'lack of time'. The least chosen reason is 'poor facilities' and 'I do use the library' but not a member. The latter recognises the fact you do not need to have a library card/membership to access a wide variety of library services.

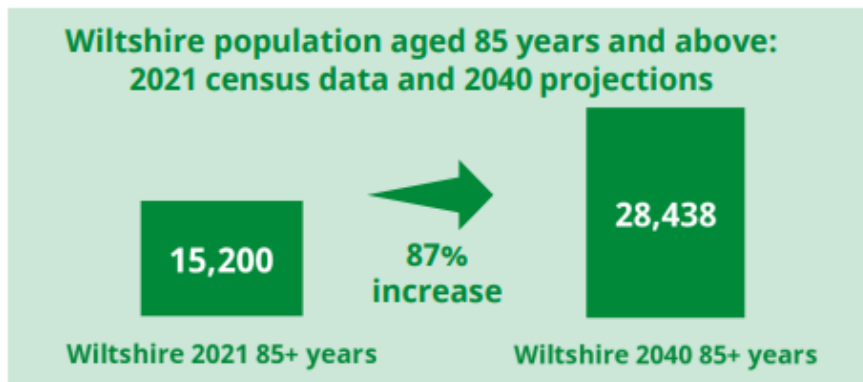
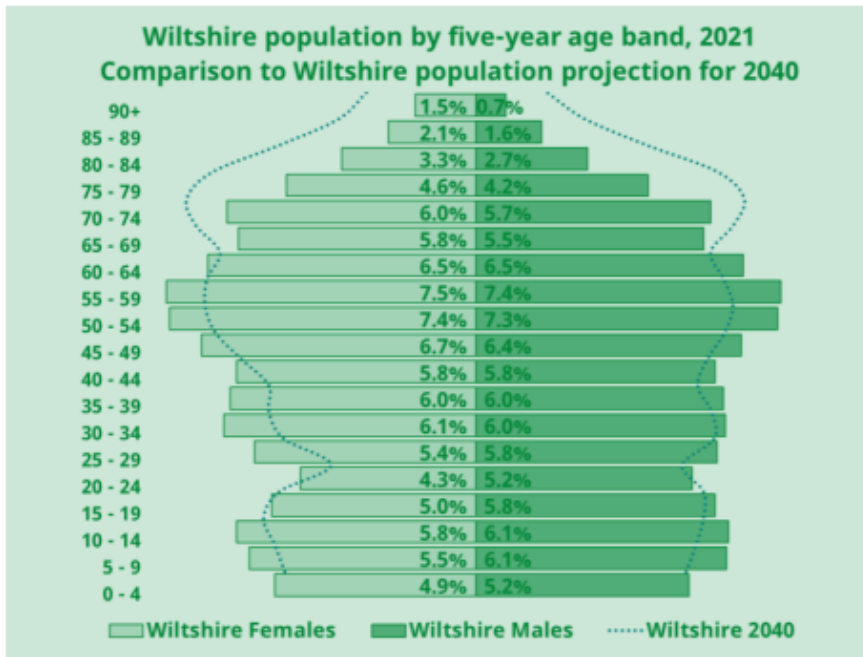
#### **Membership across all age groups by gender (2024)**



The peak membership age is approximately age 9 and the lowest point is approximately age 23. This is more pronounced in men, and there isn't the same peak at the parenting stage shown for women.

### Demographics of the population

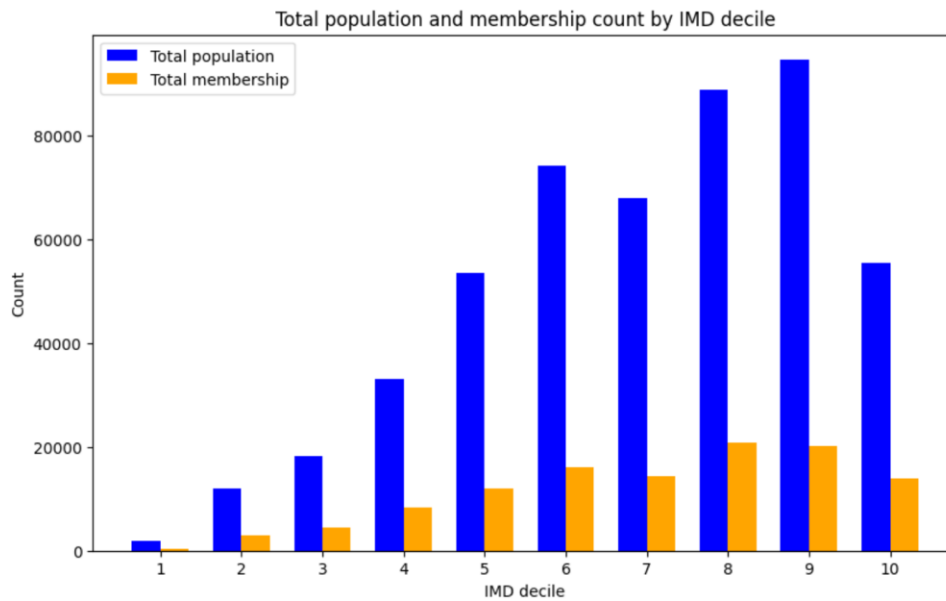
#### Age spread of population 2024 vs 2040 prediction



Changes to other age ranges can be found here - [Overview of Wiltshire's population and deprivation factors - Wiltshire Council](#)

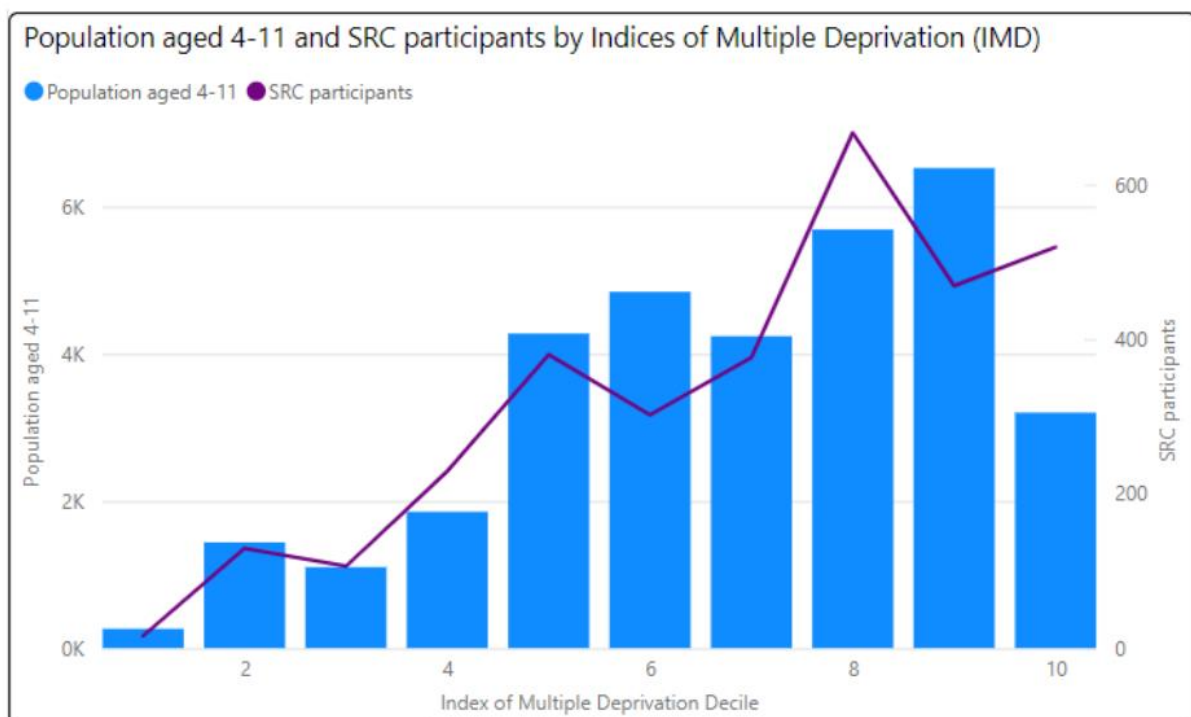
### Library membership by Indices of Multiple Deprivation (IMD) (2024)

IMD is the official measure of relative deprivation for small areas (or neighbourhoods) in England. The IMD ranks every small area in England from 1 (most deprived area) to 10 (least deprived area).



Library membership (yellow) split across the IMD deciles shows it broadly mirrors the population (blue bars) which is what a library service would hope, demonstrating the reach across the whole population.

### Summer Reading Challenge participation 2023



Number of participants engaging in the summer reading challenge to encourage reading for pleasure during the school holidays to reduce the drop in reading skills, compared to each IMD decile (purple line) and the population of 4–11 year olds in the county (blue bars). This also shows the challenge reaches across the whole population of Wiltshire.

# EQUALITY IMPACT ASSESSMENT

(Please note, this will form part of a public facing document. If you have any questions about this, please contact [Equality@wiltshire.gov.uk](mailto:Equality@wiltshire.gov.uk))

<b>Title: What are you completing an Equality Impact Assessment on?</b>
The new Wiltshire Library Strategy 2025 – 2030. This is being taken to Cabinet on 10 December 2024.

<b>Why are you completing the Equality Impact Assessment?</b> (please tick any that apply)			
Proposed New Policy or Service	Change to Policy or Service	MTFS (Medium Term Financial Strategy)	Service Review
✓			

<b>Version Control</b>					
Version control number	V1	Date	28/10/2024	Reason for review (if appropriate)	

<b>Risk Rating Score</b> (use <a href="#">Equalities Risk Matrix</a> and guidance)		
**If any of these are 3 or above, an Impact Assessment <b>must</b> be completed. Please check with <a href="mailto:equality@wiltshire.gov.uk">equality@wiltshire.gov.uk</a> for advice		
<b>Criteria</b>	<b>Inherent risk score on proposal</b>	<b>Residual risk score after mitigating actions have been identified</b>
Legal challenge	6	2
Financial costs/implications	4	2
People impacts	6	3
Reputational damage	8	4

**Section 1****Description** of what is being analysed

The library strategy document outlining the direction of travel for the service over the next 5 years.

Developed through engagement with stakeholders and based on community need and both council and national priorities for public libraries.

**Section 2**People or communities that are currently **targeted or could be affected** by any change

People of all ages living, working or studying in Wiltshire.

Those people with the following protected characteristics have also been considered:

- Disability
- Sex
- Sexual orientation
- Gender reassignment
- Pregnancy/maternity
- Race
- Religion or belief
- Marriage or civil partnership

Work has been ongoing in recent years to reach non-users, particularly those who may struggle with rural isolation, be on low incomes or from marginalised groups. This work will enable better evidence based decision making and in turn more targeted needs based services.

**Section 3**People who are **delivering** the policy or service that are targeted or could be affected (i.e. staff, commissioned organisations, contractors)

Staff, volunteers, internal and external partners.



#### Section 4

The underpinning **evidence and data** used for the analysis (Attach documents where appropriate)

Wiltshire Council has a statutory duty to provide a 'comprehensive and efficient library service' for all those who work, live or study in the county as described in the [1964 Libraries Act](#).

Library membership data has been used to develop the strategy, including age, postcode, lending and visitor data. This has helped inform customer need and identify potential gaps in provision.

A variety of engagement exercises were completed, including a Local Government Association Peer Challenge, focus groups, meetings and surveys. The public have been involved in user and non-user activities. Library staff, volunteers and other council teams have also been integral to developing the ambitions

Partners representing hard to reach groups have also been involved in the creation of the strategy, including those who work with military families, boaters, areas of deprivation including the community conversation areas.

#### Section 5

**Conclusions** drawn about the impact of the proposed change or new service/policy

The aim of the strategy is to ensure regardless of any protected characteristic people living, working or studying in Wiltshire have a library service whose purpose is to:

- Deliver free and inclusive access to friendly, welcoming library spaces and reading for pleasure to deliver better health outcomes
- Enable people to meet, access books, information and culture, use digital services, and develop their skills to improve social mobility
- Act as a Council interface with communities, working with residents and partners to provide a range of interventions and opportunities to build strong and cohesive communities
- Be a vibrant high street presence boosting footfall and helping to improve the quality of life for communities

Research and data have enabled the creation of a series of ambitions to ensure library services reflect the changing needs of users over the five-year course of the strategy. Those relating to people with protected characteristics include:

##### **Age (older people)**

- Increase the reach of the Home Library Service so those who are unable to visit the library in person due to frailty, disability, SEND or health conditions still benefit from library services
- Ensure those without skills or access to the internet are not left unsupported due to the move online by organisations and businesses
- Support people to use and access technology to stay in their homes for longer, reducing care costs for the council, in partnership with the Adult Social Care Teams

##### **Age (younger people)**

- Improve the creative digital and cultural offer to encourage more 13 – 19 year olds to use the library. Developing their confidence and skills in areas such as science, technology, engineering, arts and mathematics (STEAM) to support the economy
- Redesign of larger libraries young people's area developed in collaboration with young people and youth professionals to ensure they meet the needs of the target group
- Work with key partners to listen and understand the needs of children with autism and/or SEND to support them to continue using libraries as they reach adulthood

**Disability**

- Continue concessionary memberships, accessible reading formats and other support for those with physical and/or sensory disabilities or SEND to help ensure equality of access to library services

**Pregnancy and maternity**

- Toilet facilities are provided in some libraries, with further consideration given to improvements as part of refurbishments and new build libraries

**Sex**

- Encourage flexible use of library buildings through increased access outside of office hours, either through co-location, a building management system or self-service

**Rural isolation**

- Library services in rural communities via our mobile libraries and Home Library Service, reaching people in and close to their homes reducing the need to travel to access library services.

**Low income**

- Free SIMS and mobile data, in partnership with the Good Things Foundation, to people in need via the National Databank scheme
- Deliver 3rd year of a warm and welcome winter offer to support those impacted by the cost of living

**Hard to reach groups**

- Develop a strong marketing strategy and programme of outreach promoting the relevance of libraries and encouraging greater use by targeted groups. With particular reference to military families, Boaters, Gypsy, Roma, Travellers, those with caring responsibilities, autism and SEND.

**Action applicable to disability, gender reassignment, race and sexual orientation**

- Ensure recruitment processes encourage diversity, so the workforce reflects the demographics of the local communities served

**Section 6**

How will the outcomes from this equality analysis be **monitored, reviewed and communicated?**

Developing a high-level action plan with measurable outcomes is the next stage in delivering this strategy. This will be incorporated into the annual library service plan and other associated project planning documents. This work will be led by Rebecca Bolton, Head of Libraries, with support from the Library Senior Management Team.

The strategy is a living document guiding every aspect of library service delivery. It will be embedded within service planning and the individual objectives of all library staff. Progress will be reviewed and communicated to stakeholders on an annual basis.

**\*Copy and paste sections 5 & 6 into any Committee, CLT or Briefing papers as a way of summarising the equality impacts where indicated**

Please send a copy of this document to [Equality@wiltshire.gov.uk](mailto:Equality@wiltshire.gov.uk)

Completed by:	Rebecca Bolton	
Date	28/10/2024	
Signed off by:		
Date		
To be reviewed by:		
Review date:		
For Corporate Equality Use only	Compliance sign off date:	

**Equality Impact Issues and Action Table** (for more information on protected characteristics, see risk assessment document)

Identified issue drawn from your conclusions (only use those characteristics that are relevant)	Actions needed	Who is responsible	Date	Expected outcome
<b>Age</b>				
Older people – increase in those over 65 of 43% by 2040	Increase the reach of the Home Library Service so those who are unable to visit the library in person due to frailty, disability, SEND or health conditions still benefit from library services	Peter Waterman	Mar 2030	Increase in Home Library customers of 10% from 2024 baseline
Page 651	Ensure those without skills or access to the internet are not left unsupported due to the move online by organisations and businesses	Kathryn Preston	Mar 2025	Provision of 650 digital support sessions in 2024/25
	Support people to use and access technology to stay in their homes for longer, reducing care costs for the council, in partnership with the Adult Social Care Teams	Peter Waterman	Mar 2026	New partnership established, working with Reablement Team to cross promote the services of each team
Younger people – drop in membership from age 13	Improve the creative digital and cultural offer to encourage more 13 – 19 year olds to use the library. Developing their confidence and skills in areas such as science, technology, engineering, arts and mathematics (STEAM) to support the economy	Sarah Hillier	Mar 2030	Increase in 13 – 19 yr old memberships of 10% by the end of the strategy
	Redesign of larger libraries young people’s area developed in collaboration with young people and youth professionals to ensure they meet the needs of the target group	Sarah Hillier	Mar 2026	Annual attendance at a Youth Council meeting and new partnership established to promote children and young people’s services through advocacy by their peers
	Listen to the voices of young people with autism and/or SEND to support their transition from using the children’s library to adult provision.	Sarah Hillier	Mar 2028	Work in partnership with those who support young people to ensure the learning from young people with autism and/or SEND is used to help inform provision of library services and facilities to reflect their needs

<b>Disability</b>				
Increase in number of those with physical and/or sensory disabilities, autism and SEND – support to continue access to flexible, inclusive and accessible services	Continue concessionary memberships, accessible reading formats and other support for those with disabilities, autism or SEND to help ensure equality of access to library services	Basil Nankivell	Mar 2025	Review of concessionary memberships completed
Staff and volunteer recruitment – workforce to reflect the community they serve	Ensure recruitment processes encourage diversity, so the workforce reflects the demographics of local communities	Claire Dow	Mar 2027	Processes reviewed and monitored to ensure library services attract a diverse potential workforce for interview, resulting in the recruitment of staff and volunteers who reflect the community they serve
<b>Gender Reassignment</b>				
Staff and volunteer recruitment – workforce to reflect the community they serve	Ensure recruitment processes encourage diversity, so the workforce reflects the demographics of local communities	Claire Dow	Mar 2027	Processes reviewed and monitored to ensure library services attract a diverse potential workforce for interview, resulting in the recruitment of staff and volunteers who reflect the community they serve
<b>Marriage and Civil Partnership</b>				
No impact was identified at this stage of strategy development – this will continue to be reviewed				
<b>Pregnancy and Maternity</b>				
Consistency of accessible changing provision	Toilet facilities are provided in some libraries, with further consideration given to improvements as part of refurbishments and new build libraries	Rebecca Bolton	Mar 2030	Review of facilities at any refurbished and new libraries or as budget allows
<b>Race</b> (including ethnicity or national origin, colour, nationality and Gypsies and Travellers)				
Staff and volunteer recruitment – workforce to reflect the community they serve	Ensure recruitment processes encourage diversity, so the workforce reflects the demographics of local communities	Claire Dow		Processes reviewed and monitored to ensure library services attract a diverse potential workforce for interview, resulting in the recruitment of staff and volunteers who reflect the community they serve
<b>Religion and Belief</b>				
No impact was identified at this stage of strategy development – this will continue to be				

reviewed				
<b>Sex</b>				
Under representation of men aged 20 – 50 using library services compared to women and the general population	Encourage flexible use of library buildings through increased access outside of office hours, either through co-location, a building management system or self-service	Rebecca Bolton	Mar 2030	Marketing of services of interest to men launched and delivered through programme of outreach with impact monitored  Review opportunities for increasing opening hours with any refurbished and new libraries
<b>Sexual Orientation</b>				
Staff and volunteer recruitment – workforce reflects the community they serve	Ensure recruitment processes encourage diversity, so the workforce reflects the demographics of local communities	Claire Dow	Mar 2027	Processes reviewed and monitored to ensure library services attract a diverse potential workforce for interview, resulting in the recruitment of staff and volunteers who reflect the community they serve
<b>Rural isolation</b>				
Large areas of Wiltshire are isolated with low levels of car ownership and reduced public transport options	Library services in rural communities via our mobile libraries and Home Library Service, reaching people in and close to their homes reducing the need to travel to access library services.	Peter Waterman	Mar 2030	Introduce three new mobile library vehicles to ensure a reliable and effective service can be delivered to rural communities
<b>Low income</b>				
Reduction in the number of people able to afford access to the internet	Free SIMS and mobile data, in partnership with the Good Things Foundation, to people in need via the National Databank scheme	Kathryn Preston	Mar 2025	135 receive free data SIM card enabling them to continue accessing the internet to job seek, claim benefits and keep in touch with family and friends for example
Increase in unaffordable energy costs	Deliver 3 <sup>rd</sup> year of a warm and welcome winter offer to support those impacted by the cost of living	Peter Waterman	Mar 2025	Total of 450 warm and welcome activities delivered in libraries across the county
<b>Hard to reach groups</b>				
Lack of awareness of library services and the benefits of use. Key target groups identified include carers, military families, Boaters, Gypsies & Travellers, those with SEND and autism	Develop a strong marketing strategy promoting the relevance of libraries and encouraging greater use	Rebecca Bolton	Mar 2025	Marketing strategy developed and delivered, including mechanisms to ensure new military families are made aware quickly on arrival of the library services available to them  Work in partnership with those who support

				hard to reach groups to improve the data held on current take up or otherwise of library services, to better understand their needs and target services accordingly
--	--	--	--	---