

Road Condition SCANNER Survey Statistics – Principal A Roads

Latest SCANNER Survey Results for Wiltshire's Principal A Roads

The purpose of this report is to show road conditions assessed using the Scanner survey for Wiltshire compared to similar authorities in the South West.

The measure is the percentage of the Principal A Road Network where maintenance should be planned soon, based on figures in DfT Statistics Table RDC0120. (Low score is good)

Wiltshire SCANNER Results	2008/09	2009/10	2010/11	2011/12	2012/13	2013/14	2014/15	2015/16
Principal 'A' Roads	6%	6%	6%	5%	3%	4%	4%	3%

Wiltshire Principal A Roads

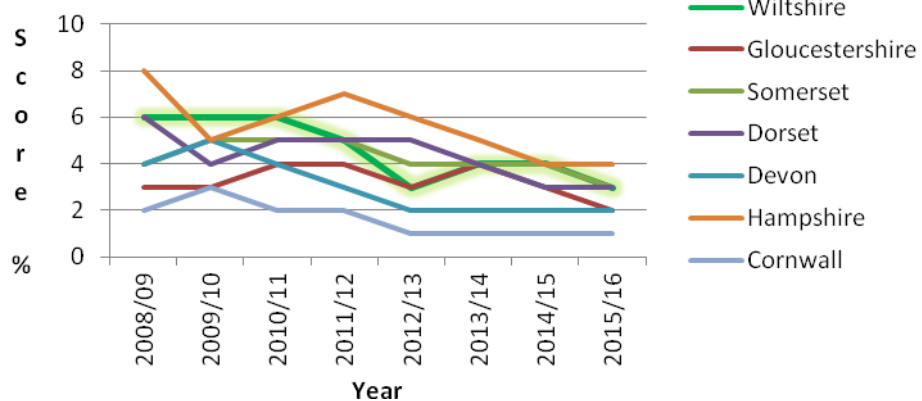


Measure Details

Wiltshire's score for 2015/16	3%
National average for 2015/16	5%
Southwest Counties average for 2015/16	3%
Variance since 2008/09	-3%
Variance against the previous year	-1%

Trends

Principal A Roads



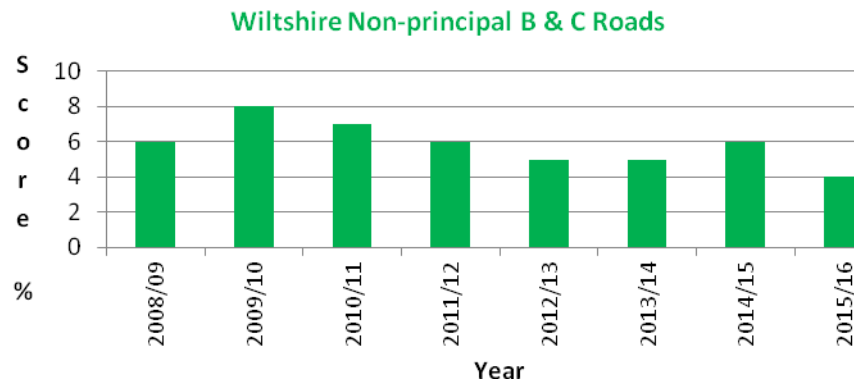
Road Condition SCANNER Survey Statistics – Non-principal B & C Roads

Latest SCANNER Survey Results for Wiltshire's Non-principal B & C Roads

The purpose of this report is to show road conditions assessed using the Scanner survey for Wiltshire compared to similar authorities in the South West.

The measure is the percentage of the Non-principal B & C Road Network where maintenance should be planned soon, based on figures in DfT Statistics Table RDC0120. (Low score is good)

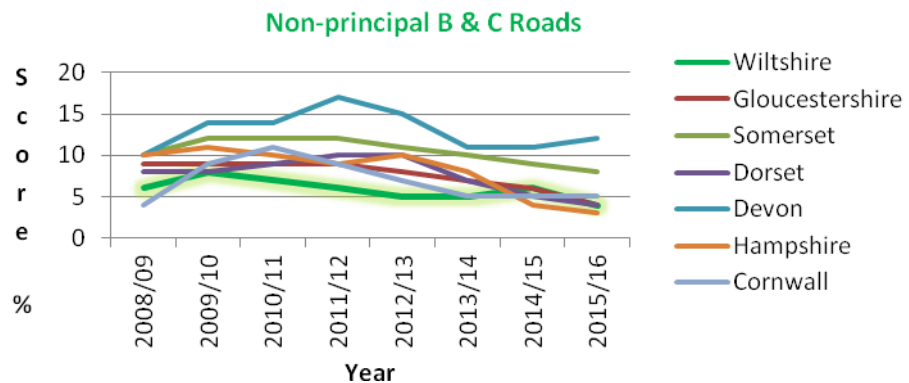
Wiltshire SCANNER Results	2008/09	2009/10	2010/11	2011/12	2012/13	2013/14	2014/15	2015/16
Non-principal B & C Roads	6	8	7	6	5	5	6	4



Measure Details

Wiltshire's score for 2015/15	4%
National average for 2015/16	8%
Southwest Counties average for 2015/16	6%
Variance since 2008/09	-2%
Variance against the previous year	-2%

Trends



Road Condition SCANNER Survey Statistics – Unclassified Roads

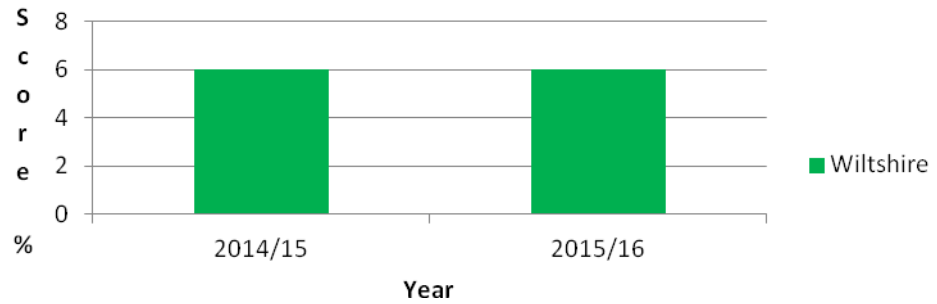
Latest SCANNER Survey Results for Wiltshire' U/C Roads

The purpose of this report is to show road conditions assessed using the Scanner survey for Wiltshire compared to similar authorities in the South West.

The measure is the percentage of the more important Unclassified roads where maintenance should be planned soon, based on figures in DfT Statistics Table RDC0130. (Low score is good)
 Figures prior to 2014 are not complete and have not been used.

Wiltshire SCANNER Results	2014/15	2015/16
U/C Roads	6	6

Wiltshire U/C Roads



Measure Details

Wiltshire's score for 2015/15	6%
National average for 2015/16	n/a
Southwest Counties average for 2015/16	n/a
Variance since 2012/13	n/a
Variance against the previous year	-0%

Note; due to authorities using different types of surveys to assess the u/c road conditions comparable national and Southwest averages are not available. These results only compare the neighbouring authorities using the same survey type as Wiltshire in recent years.

Trends

