

**WILTSHIRE COUNCIL
PLAYING PITCH STRATEGY – SUPPLEMENTARY DOCUMENT (B)
COMMUNITY AREA PROFILES**

NOVEMBER 2024

QUALITY, INTEGRITY, PROFESSIONALISM

Knight, Kavanagh & Page Ltd
Company No: 9145032 (England)

MANAGEMENT CONSULTANTS

Registered Office: 1 -2 Frecheville Court, off Knowsley Street, Bury BL9 0UF
T: 0161 764 7040 E: mail@kkp.co.uk www.kkp.co.uk



Cert Num: 6543-QMS-001

CONTENTS

Area 1: Stonehenge.....	3
Area 2: Bradford-on-Avon.....	11
Area 3: Calne	18
Area 4: Chippenham and Villages	24
Area 5: Corsham	33
Area 6: Devizes	40
Area 7: Malmesbury	48
Area 8: Marlborough.....	55
Area 9: Melksham	61
Area 10: Pewsey	68
Area 11: Royal Wootton Bassett and Cricklade	74
Area 12: Salisbury	81
Area 13: South West Wiltshire.....	87
Area 14: Southern Wiltshire.....	94
Area 15: Tidworth	101
Area 16: Trowbridge.....	107
Area 17: Warminster.....	113
Area 18: Westbury.....	120

ABBREVIATIONS

3G	Third Generation (artificial turf)
AGP	Artificial Grass Pitch
ECB	England and Wales Cricket Board
EH	England Hockey
FA	Football Association
FC	Football Club
FF	Football Foundation
HC	Hockey Club
KKP	Knight, Kavanagh and Page
NGB	National Governing Body
NPPF	National Planning Policy Framework
PPS	Playing Pitch Strategy
RFL	Rugby Football League
RFU	Rugby Football Union
RLFC	Rugby League Football Club
RUFC	Rugby Union Football Club
WCB	Wiltshire Cricket Board
WFA	Wiltshire FA

COMMUNITY AREA PROFILES

The following paper provides 18 Community Area Board profiles from the Wiltshire Playing Pitch Strategy (PPS) in the following (alphabetical) order:

- ◀ Stonehenge¹
- ◀ Bradford-on-Avon
- ◀ Calne
- ◀ Chippenham & Villages
- ◀ Corsham
- ◀ Devizes
- ◀ Malmesbury
- ◀ Marlborough
- ◀ Melksham
- ◀ Pewsey
- ◀ Royal Wootton Bassett & Cricklade
- ◀ Salisbury
- ◀ South West Wiltshire
- ◀ Southern Wiltshire
- ◀ Tidworth
- ◀ Trowbridge
- ◀ Warminster
- ◀ Westbury

Format

Each of the profiles follows the same format, for simplicity and to aid comparison. The first part of each profile provides a brief description of the Community Board area, with population data and general information on team numbers for each sport then recorded.

Next, the profile provides information on the supply and use of pitch sport sites, including grass pitches and AGPs. A brief sport-by-sport review of activity is then provided, followed by a summary of current and likely future issues affecting pitch sports locally.

The profile then considers the likely impact of population change in the area on the numbers of teams likely to be fielded, and therefore the demand for pitches. These projections take into account both the impact of natural population change, as well as that of planned new housing allocations which, locally, can have a significant influence on the demand to play sport.

Finally, the local Action Plan is provided, with this extracted from the main Strategy document.

In total, there are eight tables within each area profile. These cover:

- ◀ Table A: Population
- ◀ Table B: Pitch sport team numbers
- ◀ Table C: Supply of key local grass pitch sport sites
- ◀ Table D: AGP provision locally
- ◀ Table E: Future pitch requirements
- ◀ Tables F & G: Housing growth impact
- ◀ Action Plan table

¹ Formerly known as Amesbury.

WILTSHIRE COUNCIL PLAYING PITCH STRATEGY – COMMUNITY AREA PROFILES

Area 1: Stonehenge

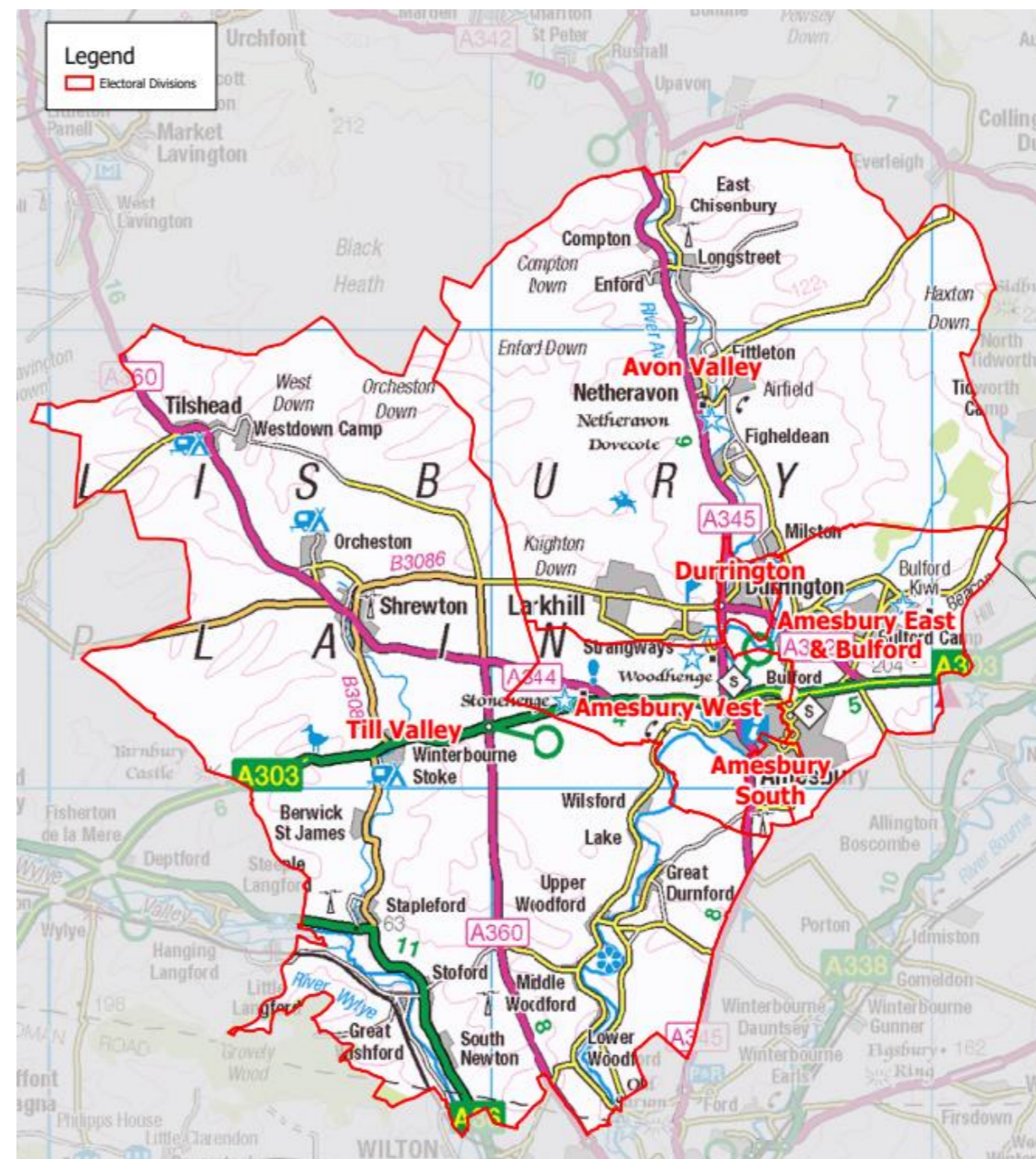
The Stonehenge Community Area covers mainly rural countryside in the south-east of the County of Wiltshire. There are a number of settlements; the largest and oldest being Amesbury, situated on a defended hill site overlooking the valley of the Salisbury Avon. Other large villages include a strong army presence, as at Bulford and Larkhill; the community area is dotted with various military sites. The army has, therefore, played a key role in the area's economy and prosperity. The town of Amesbury serves as the main service centre for the community area and also benefits from its proximity to the City of Salisbury, just six miles to the south.

Table 1.1: Population in Stonehenge

Area (31,422 hectares)	Current population	Future population (ONS-based 2038 projections)	Housing growth (dwellings) in Local Plan (2020-2038)
Stonehenge	34,058	40,593	860

Table 1.2: Pitch sport team numbers in Stonehenge

Sport	Team gender	Age band	No. of teams	Current population
Football	Mens	16-45	13	7,353
Football	Womens	16-45	1	6,306
Football	Boys	12-15	15	859
Football	Girls	12-15	2	857
Football	Boys	10-11	10	524
Football	Girls	10-11	3	488
Football	Mixed	8-9	11	978
Football	Mixed	6-7	8	1,022
Cricket	Mens	18-55	8	8,933
Cricket	Womens	18-55	0	8,021
Cricket	Boys	7-18	2	2,768
Cricket	Girls	7-18	0	2,584
Rugby Union	Mens	19-45	1	6,770
Rugby Union	Womens	19-45	1	5,748
Rugby Union	Boys	13-18	1	1,175
Rugby Union	Girls	13-18	0	1,167
Rugby Union	Mixed	7-12	4	3,007
Rugby League	Mens	19-45	0	6,770
Rugby League	Womens	19-45	0	5,748
Rugby League	Boys	12-18	0	1,428
Rugby League	Girls	12-18	0	1,400
Rugby League	Mixed	7-11	0	2,519
Hockey	Mens	17-55	0	9,079
Hockey	Womens	17-55	0	8,187
Hockey	Boys	14-16	0	615
Hockey	Girls	14-16	0	572
Hockey	Boys	11-13	0	693
Hockey	Girls	11-13	0	732
Hockey	Mixed	5-10	0	2,987



WILTSHIRE COUNCIL
PLAYING PITCH STRATEGY – COMMUNITY AREA PROFILES

Key grass pitch sport sites

Table 1.3: Key grass pitch sites in Stonehenge and their pitches

Site ID	Site name	Adult football	Youth 11v11 football	Youth 9v9 football	Mini 7v7 football	Mini 5v5 football	Cricket squares	Senior rugby	Junior rugby	Mini rugby
15	Archers Gate Centenary Pavilion	1	-	1	1	1	1	1	-	-
40	Boscombe Down Sports Field	-	1	1	1	1	-	-	-	-
399	Larkhill Sports Ground	2	-	-	-	-	-	1	-	-

AGP provision

Table 1.4: AGPs identified in Stonehenge

Site ID	Site name	Community use	Number of pitches	Pitch size	Sports lighting?	Pitch surface	Pitch quality
11	Stonehenge School	No	1	Half Size	No	Medium Pile 3G	Standard
40	Boscombe Down Sports Field	No-disused	1	Full Size	Yes	Sand Filled	Poor
199	Marlborough Road Pitches	Yes	1	Full Size	Yes	Medium Pile 3G	Standard
211	Mod Larkhill	No	2	Full Size	Yes	Medium Pile 3G	Good
211	Mod Larkhill	No	1	Full Size	Yes	Sand Filled	Poor

Sport by sport overview

- ◀ **Football** – overplay is identified on adult and youth 9v9 pitches and located at Archers Gate Centenary Pavilion, Durrington Recreation Ground and South Newton Rec. All remaining pitch types are played to capacity at peak time. No additional teams are expected to be generated through population growth alone. Key clubs in the area include Amesbury Junior, Durrington and South Newton & Barford Hornets football clubs.
- ◀ **3G** – with only one full-size, sportslit 3G pitch identified in Stonehenge and located at Marlborough Road Pitches, there is deemed to be a current shortfall of 0.5 3G pitches based on the FA’s training model.
- ◀ **Cricket** – actual spare capacity is identified for all formats of cricket when considering current and future demand in Stonehenge and the largest Club in the area is Shrewton CC.
- ◀ **Rugby** – overplay totalling three match equivalent sessions is identified at Archers Gate Centenary Pavilion. The site accommodates all of Amesbury RUFC’s match and training demand and is the only site accessed for community use in the area.
- ◀ **Hockey** – both hockey suitable AGPs identified in Stonehenge are unavailable to the community. The pitch at Boscombe Down Sports Field is disused whilst the pitch at Mod Larkhill is reserved for MOD use. Subsequently, no hockey demand is identified in Stonehenge.

Population growth

Based on population projections to 2038 (the period to which this assessment projects population based future demand), Sport England’s Playing Pitch Calculator can estimate the likely additional demand for grass rugby union pitches that will arise from any growth. This is by using the current and future populations in each of the relevant age groups together with the current team numbers, with team generation rates then established to understand how much growth is required to establish one new team.

For reference, the total current population in Wiltshire of 515,363 will increase to 541,068 by 2038. This is an increase of 25,704 people. The table below shows the number of new teams projected to be generated by the new population in Stonehenge and the requisite match equivalent sessions it will create. Please, however, note that this does include population increases linked to housing growth, which is instead covered separately following the table.

Table 1.5: Stonehenge team generation rates

Sport	Team Gender	Team generation rate	Population Increase	Additional teams	Additional matches per week	Additional pitches required ²
Football	Mens	565.58	414.54	0.73	0.37	0.18
Football	Womens	6,306.48	355.56	0.06	0.03	0.02

² Assuming additional pitches provided would be of standard quality.

WILTSHIRE COUNCIL
PLAYING PITCH STRATEGY – COMMUNITY AREA PROFILES

Sport	Team Gender	Team generation rate	Population Increase	Additional teams	Additional matches per week	Additional pitches required ²
Football	Boys	57.24	48.41	0.85	0.43	0.21
Football	Girls	428.32	48.30	0.11	0.06	0.03
Football	Boys	52.42	29.56	0.56	0.28	0.14
Football	Girls	162.56	27.50	0.17	0.09	0.04
Football	Mixed	88.92	55.15	0.62	0.31	0.08
Football	Mixed	127.79	57.64	0.45	0.23	0.06
Cricket	Mens	1,116.58	503.63	0.45	0.23	0.06
Cricket	Womens	-	452.22	-	-	-
Cricket	Boys	1,384.21	156.08	0.11	0.06	0.01
Cricket	Girls	-	145.68	-	-	-
Rugby Union	Mens	6,769.82	381.68	0.06	0.03	0.02
Rugby Union	Womens	5,748.34	324.09	0.06	0.03	0.02
Rugby Union	Boys	1,175.50	66.28	0.06	0.03	0.02
Rugby Union	Girls	-	65.78	-	-	-
Rugby Union	Mixed	751.81	169.55	0.23	0.12	0.06
Rugby League	Mens	-	381.68	-	-	-
Rugby League	Womens	-	324.09	-	-	-
Rugby League	Boys	-	80.50	-	-	-
Rugby League	Girls	-	78.92	-	-	-
Rugby League	Mixed	-	142.00	-	-	-
Hockey	Mens	-	511.88	-	-	-
Hockey	Womens	-	461.58	-	-	-
Hockey	Boys	-	34.70	-	-	-
Hockey	Girls	-	32.26	-	-	-
Hockey	Boys	-	39.09	-	-	-
Hockey	Girls	-	41.26	-	-	-
Hockey	Mixed	-	168.41	-	-	-

As seen in the table above, no additional teams are expected to be generated through population growth alone in the Stonehenge Analysis Area.

Housing growth

The anticipated population increase over the 14 year period (2038) equates to 1.71 match equivalent sessions of demand per week for grass pitch sports, zero match equivalent sessions on hockey suitable AGP and 4.81 match equivalent sessions of demand per season for cricket. Training demand equates to 3.21 hours of use per week for football on 3G pitches and zero hours on hockey suitable AGP.

Table 1.6: Demand for grass pitch sports generated from a population increase of 1,978.

Pitch sport	Estimated demand by sport	
	Match demand per week	Training demand
Adult football	0.32	3.21 hours
Youth football	0.83	As above
Mini soccer	0.46	As above
Rugby union	0.10	0.13 equivalent sessions
Rugby league	0.00	0.00 match equivalent sessions
Adult hockey	0.00	0.00 hours
Junior & mixed hockey	0.00	0.00 hours
Cricket	4.81	-

The table below translates estimated demand into new pitch provision with associated capital and lifestyle costs.

WILTSHIRE COUNCIL
PLAYING PITCH STRATEGY – COMMUNITY AREA PROFILES

Table 1.7: Estimated demand and costs for new pitch provision

Pitch type	Estimated demand and costs for new pitches			Changing rooms	
	Number of pitches to meet demand	Capital cost	Lifecycle Cost (per annum)	Number	Capital cost
Adult football	0.32	£35,778	£7,048	0.64	£127,663
Youth football	0.83	£76,050	£15,362	1.02	£203,667
Mini soccer	0.46	£13,995	£2,771	0.00	£0
Rugby union	0.10	£17,266	£3,194	0.21	£41,072
Rugby league	0.00	£0	£0	0.00	£0
Cricket	0.11	£40,107	£7,380	0.23	£45,629
Sand AGPs	0.00	£0	£0	0.00	£0
3G pitches	0.08	£98,206	£2,888	0.17	£33,812
Total	1.91	£281,402	£38,644	2.26	£451,843

Overall, an additional 1.91 pitches would be required to meet additional demand arising from a population increase of 1,978. This would require an expected capital cost of £281,402 and a lifecycle cost per annum of £38,644.

Action Plan

Site ID	Site	Postcode	Sport	Management	Current status	Recommended actions	Partners	Site hierarchy tier	Priority	Timescales	Cost	Aim
8	All Saints C of E Primary School	SP4 9PJ	Football	Education	Two mini 5v5 pitches that are poor quality not available for community use.	Improve pitch quality as appropriate to meet curricular and extracurricular demand.	FA, FF, WFA, Education	Local	L	L	L	Protect Enhance
11	Stonehenge School	SP4 7PW	3G	Education	A standard quality smaller size 3G pitch that is unavailable for community use and is without sports lighting.	Sustain 3G quality with appropriate maintenance. Ensure a relevant sinking fund is in situ and refurbish when appropriate.	FA, FF, WFA, Education	Local	L	M	L	Protect
12	Stonehenge School Playing Fields (Holders Lane)	SP4 7PH	Football	Education	Three standard quality adult pitches that have recently been brought back into use for school usage.	Explore options with the School for community use access.	FA, FF, WFA, Education	Local	M	S	L	Protect
12	Stonehenge School Playing Fields (Holders Lane)	SP4 7PH	Football	Education	Two standalone NTPs.	Retain for curricular and extra-curricular needs.	ECB, WCB, Education	Local	L	L	L	Protect
14	Appleford School	SP3 4HL	Football	Education	Two mini 7v7 pitches which are good quality but not available for community use.	Sustain pitch quality with appropriate maintenance to meet curricular and extracurricular demand.	FA, FF, WFA, Education	Local	L	L	L	Protect
15	Archers Gate Centenary Pavilion	SP4 7XX	Cricket	Amesbury Town Council	A nine wicket good quality grass square accompanied standard quality ancillary. Square has capacity to accommodate additional demand. Leased to Amesbury CC.	Sustain square quality with appropriate maintenance. Utilise spare capacity to accommodate future demand/alleviate shortfalls.	ECB, WCB, Amesbury Town Council	Local	L	S	L	Protect

WILTSHIRE COUNCIL
PLAYING PITCH STRATEGY – COMMUNITY AREA PROFILES

Site ID	Site	Postcode	Sport	Management	Current status	Recommended actions	Partners	Site hierarchy tier	Priority	Timescales	Cost	Aim
15	Archers Gate Centenary Pavilion	SP4 7XX	Football	Amesbury Town Council	One adult pitch, one youth 9v9 pitch and one mini 5v5 pitch which are poor quality. One mini 7v7 pitch which is standard quality. The adult and youth 9v9 pitch are overplayed by 0.5 match equivalent sessions and 1.5 match equivalent sessions respectively. The remaining pitches are played to capacity at peak time. Accompanied by standard quality ancillary football.	Look to improve the pitches with enhanced levels of maintenance.	FA, FF, WFA, Amesbury Town Council	Local	L	S	L	Protect Enhance
15	Archers Gate Centenary Pavilion	SP4 7XX	Rugby union	Amesbury Town Council	One standard (Basic) quality senior rugby pitch that is overplayed. Accompanied by ancillary provision of poor quality. Amesbury RUFC currently has no secure agreement on the site and therefore is considered to have unsecure tenure, whilst the Club has grown and continues to do so significantly it aspires to relocate off the site to enable its growth.	Sustain pitch quality through appropriate levels of maintenance. Support Amesbury RUFC in tenure agreement and/or in finding an alternative site for continued growth. Improve ancillary facilities.	RFU, Amesbury Town Council	Local	H	M	M	Protect
20	Avon Valley College	SP4 8HH	Football	Education	One adult pitch, one youth 9v9 pitch, one mini 7v7 pitch and one mini 5v5 pitch all of which are standard quality. The adult and youth 9v9 pitch are played to capacity. The remaining pitches are played to capacity at peak time. Accompanied by standard quality ancillary provision.	Sustain pitch quality with appropriate levels of maintenance to meet community, curricular and extracurricular demand.	FA, FF, WFA, Education	Local	M	L	L/M	Protect
39	Bonnymead Park	SP4 7BB	Football	Council	One adult pitch that has spare capacity discounted due to poor quality. The site is home to Amesbury Town FC (Regional Feeder League).	Consider potential rationalisation of provision to contribute to a hub site. If not feasible improve pitch quality with enhanced levels of maintenance.	FA, FF, WFA	Local	L	L	L	Protect Enhance
40	Boscombe Down Sports Field	SP4 7LP	Football	MOD	One youth 11v11 pitch, one youth 9v9 pitch, one mini 7v7 pitch and one mini 5v5 pitch all of which are standard quality. The mini pitches are played to capacity at peak time whereas the youth pitches have spare capacity discounted due to unsecure tenure. Accompanied by standard quality ancillary provision.	Sustain pitch quality with appropriate levels of maintenance. Explore options for securing long term tenure for community users.	FA, FF, WFA, MOD	Key centre	H	S	L/M	Protect

WILTSHIRE COUNCIL
PLAYING PITCH STRATEGY – COMMUNITY AREA PROFILES

Site ID	Site	Postcode	Sport	Management	Current status	Recommended actions	Partners	Site hierarchy tier	Priority	Timescales	Cost	Aim
40	Boscombe Down Sports Field	SP4 7LP	Hockey / 3G	MOD	One disused full size pitch that is equipped with sports lighting. Provision has been identified for a potential conversion to 3G which would alleviate football and rugby union shortfalls (if Amesbury RUFC is relocated). Pitch is deemed surplus to requirements for hockey purposes.	Explore the feasibility of converting the disused hockey suitable AGP to FA and WR compliant 3G in order to alleviate identified football and rugby union shortfalls. This would include the relocation of Amesbury RUFC. Any loss of hockey suitable provision would require agreed mitigation for hockey through relevant dialogue with NGBs and SE. Any development on site would need to secure long term tenure for community users.	FA, FF, WFA, EH, MOD	Key centre	H	M	M	Protect Provide Enhance
56	Bulford Recreation Ground	SP4 9DY	Football	Council	One adult pitch that has spare capacity discounted due to poor quality. Accompanied by poor quality ancillary provision.	Consider potential rationalisation of provision to contribute to a hub site. If not feasible improve pitch quality with enhanced levels of maintenance.	FA, FF, WFA	Local	L	L	L	Protect Enhance
114	Durrington Recreation Ground	SP4 8HH	Football	Council	One poor quality adult pitch that is overplayed by 0.5 match equivalent sessions. Accompanied by poor quality ancillary provision.	Improve pitch quality with enhanced level of maintenance.	FA, FF, WFA	Local	M	S	L	Protect Enhance
117	Enford Village Hall & Recreation Ground	SN9 6DD	Football (Disused)	Trust	Disused site which accommodated one youth 11v11 pitch last marked circa 2014.	Explore feasibility of bringing the playing field back into use given local shortfalls and ensure replacement provision is provided in line with national planning policy should a proposal come forward that will result in permanent loss.	FA, FF, WFA, Trust	Local	L	L	L	Protect
122	Figheledean Recreation Ground	SP4 8JR	Football	Council	One adult pitch that has spare capacity discounted due to poor quality.	Consider potential rationalisation of provision to contribute to a hub site. If not feasible improve pitch quality with enhanced levels of maintenance.	FA, FF, WFA	Local	L	L	L	Protect Enhance
123	Fisherton Recreation Ground (Closed)	SP4 7AJ	Football	Council	One adult pitch not actively marked with a set of posts. Used for recreational demand.	Retain as appropriate to meet recreational demand.	FA, FF, WFA	Local	L	L	L	Protect
169	Kings Gate Primary School	SP4 7GD	Football	Education	One poor quality mini 5v5 pitch not available for community use.	Improve pitch quality as appropriate to meet curricular and extracurricular demand.	FA, FF, WFA, Education	Local	L	L	L	Protect
199	Marlborough Road Pitches	SP4 9AA	Cricket	MOD	One standalone NTP that's not available for community use.	Sustain quality as appropriate and retain as current use.	ECB, WCB, MOD	Key centre	L	L	L	Protect

WILTSHIRE COUNCIL
PLAYING PITCH STRATEGY – COMMUNITY AREA PROFILES

Site ID	Site	Postcode	Sport	Management	Current status	Recommended actions	Partners	Site hierarchy tier	Priority	Timescales	Cost	Aim
199	Marlborough Road Pitches	SP4 9AA	Football	MOD	One standard quality adult pitch that has spare capacity discounted due to unsecure tenure.	Sustain pitch quality with appropriate levels of maintenance. Explore potential options to secure community users long term tenure.	FA, FF, WFA, MOD	Key centre	L	S	L	Protect
199	Marlborough Road Pitches	SP4 9AA	3G	Sports club	One standard quality full size 3G pitch that is equipped with sports lighting. The pitch has exceeded its 10-year recommended lifespan and thus requires resurfacing.	Look to refurbish the pitch when required based on its quality. Ensure a sinking fund is in situ. Explore certifying the pitch formally for competitive use.	FA, FF, WFA, MOD	Key centre	H	M	H	Protect Enhance
211	Mod Larkhill	SP4 8QT	Football	MOD	Three adult pitches, all of which are good quality and not available for community use.	Sustain pitch quality with appropriate maintenance.	FA, FF, WFA, MOD	Local	L	L	L	Protect
211	Mod Larkhill	SP4 8QT	3G	MOD	Two good quality full size 3G pitches, both of which are unavailable for community use but are equipped with sports lighting.	Explore community use options.	FA, FF, WFA, MOD	Local	M	S	L	Protect
211	Mod Larkhill	SP4 8QT	Cricket	MOD	A standard quality eight wicket grass square that is not available for community use.	Sustain quality as appropriate and retain as current use.	ECB, WCB, MOD	Local	L	L	L	Protect
211	Mod Larkhill	SP4 8QT	Rugby Union	MOD	Two standard quality senior pitches that are not available for community use nor sports lit.	Sustain pitch quality with appropriate maintenance.	RFU, MOD	Local	L	L	L	Protect
211	Mod Larkhill	SP4 8QT	Hockey	MOD	One poor quality full size pitch that is unavailable for community use but is equipped with sports lighting. The pitch has exceeded its 10-year recommended lifespan and thus requires resurfacing.	Explore community use options. Resurface the full size pitch to improve quality and ensure a sinking fund is in place for long-term sustainability.	EH, MOD	Local	H	S	H	Protect Enhance Provide
217	Netheravon Airfield	SP4 9SA	Football	MOD	One standard quality adult pitch that is unavailable for community use.	Explore community use options.	FA, FF, WFA, MOD	Local	L	L	L	Protect
277	Shrewton Recreation Ground	SP3 4JU	Football	Trust	One poor quality adult pitch that has spare capacity discounted due to poor pitch quality. The site is home to Shrewton United FC (Regional Feeder League).	Improve quality to establish actual spare capacity for clubs. Ensure the site meets the minimum requirements to progress through the football pyramid.	FA, FF, WFA, Trust	Local	M	S	M	Protect Enhance

WILTSHIRE COUNCIL
PLAYING PITCH STRATEGY – COMMUNITY AREA PROFILES

Site ID	Site	Postcode	Sport	Management	Current status	Recommended actions	Partners	Site hierarchy tier	Priority	Timescales	Cost	Aim
277	Shrewton Recreation Ground	SP3 4JU	Cricket	Trust	A good quality nine wicket grass square accompanied by an NTP. Leased to Shrewton CC from Trustees. Square has minimal capacity for additional demand. The Club is currently developing a new ground (SP3 4DZ), located just under one kilometre from the Club's current venue. The new provision will have a 10-wicket grass square that has been laid and is ready for use, with some teams to relocate there from the start of the 2024 season. The Club also aspires to establish ancillary provision at the new site.	Sustain the square quality with appropriate maintenance. Utilise spare capacity to accommodate future demand/alleviate shortfalls. Assist the Club in its plans in establishing a new facility for the start of the 2024. Explore the possibility of creating ancillary provision at the new site.	ECB, WCB, Sports Club	Local	H	S-M	H	Protect Provide
281	South Newton Rec	SP2 0QD	Football	South Newton Parish Council	One adult pitch and one youth 9v9 pitch, both of which are poor quality and overplayed by 2.5 match equivalent sessions per week.	Improve quality to alleviate overplay.	FA, FF, WFA, Parish Council	Local	M	S	L	Protect Enhance
281	South Newton Rec	SP2 0QD	Cricket (Disused)	South Newton Parish Council	Site previously accommodated a nine wicket grass square until 2018.	Retain as strategic reserve if an increase in demand warrants reinstating the provision. Ensure any permanent loss of provision meets national planning policy requirements.	ECB, WCB, Parish Council	Local	L	L	L	Protect
387	Great Durnford	SP4 6AY	Cricket	Sports club	A standard quality eight wicket grass square accompanied by poor quality ancillary provision. Leased to Great Durnford CC. Square has spare capacity to accommodate additional demand.	Sustain square quality with appropriate maintenance. Utilise spare capacity to accommodate future demand/alleviate shortfalls. Explore options to improve ancillary provision quality.	ECB, WCB, Sports Club	Local	L	S	L	Protect Enhance

WILTSHIRE COUNCIL PLAYING PITCH STRATEGY – COMMUNITY AREA PROFILES

Area 2: Bradford-on-Avon

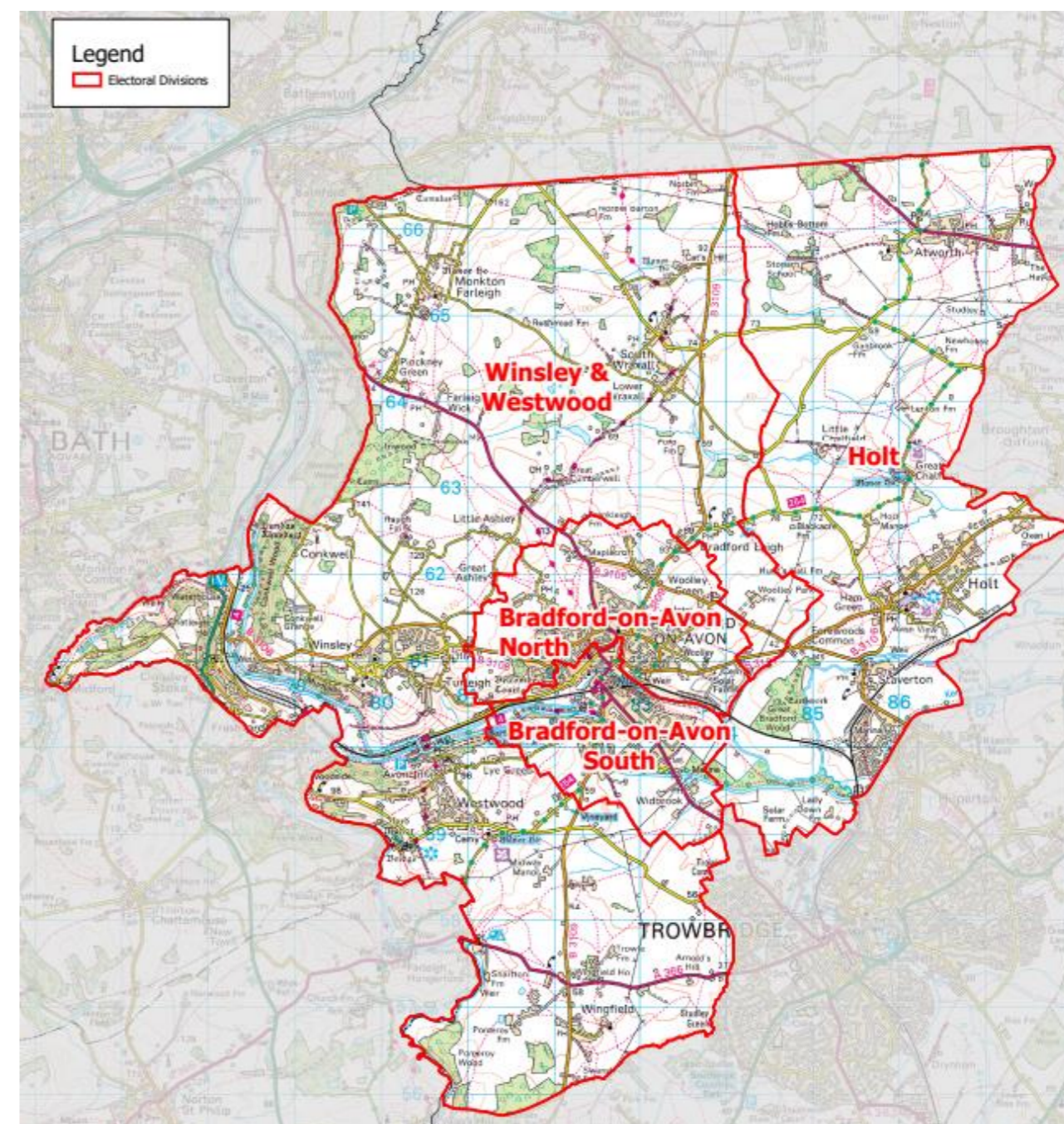
The Bradford-on-Avon Community Area covers a mix of urban and rural countryside in the west of the County of Wiltshire. It is dominated by the one settlement, the ancient market town of Bradford-on-Avon. There are nine parishes across the community area. There are no other towns. Bradford-on-Avon is a popular and expensive commuter town with easy access to Bristol, Bath, and London. Although the town of Bradford-on-Avon provides a range of shops and facilities, the nearby city of Bath, only 6 miles to the north-west and Trowbridge, 3 miles away, both provide many nearby alternatives.

Table 2.1: Population in Bradford-on-Avon

Area (5,919 hectares)	Current population	Future population (ONS-based 2038 projections)	Housing growth (dwellings) in Local Plan (2020-2038)
Bradford-on-Avon	20,527	21,696	345

Table 2.2: Pitch sport team numbers in Bradford-on-Avon

Sport	Team gender	Age band	No. of teams	Current population
Football	Mens	16-45	6	2,816
Football	Womens	16-45	0	2,899
Football	Boys	12-15	9	544
Football	Girls	12-15	2	560
Football	Boys	10-11	5	315
Football	Girls	10-11	2	276
Football	Mixed	8-9	5	476
Football	Mixed	6-7	4	440
Cricket	Mens	18-55	8	4,011
Cricket	Womens	18-55	1	4,122
Cricket	Boys	7-18	11	1,584
Cricket	Girls	7-18	0	1,558
Rugby Union	Mens	19-45	1	2,464
Rugby Union	Womens	19-45	0	2,521
Rugby Union	Boys	13-18	3	777
Rugby Union	Girls	13-18	4	780
Rugby Union	Mixed	7-12	7	1,584
Rugby League	Mens	19-45	0	2,464
Rugby League	Womens	19-45	0	2,521
Rugby League	Boys	12-18	0	898
Rugby League	Girls	12-18	0	946
Rugby League	Mixed	7-11	0	1,298
Hockey	Mens	17-55	0	4,109
Hockey	Womens	17-55	0	4,248
Hockey	Boys	14-16	0	419
Hockey	Girls	14-16	0	396
Hockey	Boys	11-13	0	432
Hockey	Girls	11-13	0	436
Hockey	Mixed	5-10	0	1,408



WILTSHIRE COUNCIL
PLAYING PITCH STRATEGY – COMMUNITY AREA PROFILES

Key grass pitch sport sites

Table 2.3: Key grass pitch sites in Bradford-on-Avon and their pitches

Site ID	Site name	Adult football	Youth 11v11 football	Youth 9v9 football	Mini 7v7 football	Mini 5v5 football	Cricket squares	Senior rugby	Junior rugby	Mini rugby
44	Bradford-on-Avon Rugby Club	-	-	-	-	-	-	3	-	-
242	Poultton Recreation Field	-	-	-	3	-	-	-	-	-
267	School Lane Playing Field	-	1	1	1	1	-	-	-	-
350	Victory Field Recreation Ground	-	-	1	1	1	-	-	-	-

AGP provision

Table 2.4: AGPs identified in Bradford-on-Avon

Site ID	Site name	Community use	Number of pitches	Pitch size	Sports lighting?	Pitch surface	Pitch quality
299	St Laurence School	No	1	Half Size	No	Sand Dressed	Poor
313	Stonar School	Yes	1	Full Size	Yes	Sand Dressed	Poor

Sport by sport overview

- Football** – overplay is identified on youth 11v11 and youth 9v9 pitches and located at School Lane Playing Field, St Laurence School and Victory Field Recreation Ground whilst actual spare capacity is identified on adult pitches and located at Holt Playing Field. All remaining pitch types are played to capacity at peak time. No additional teams are expected to be generated through population growth alone. Key clubs in the area include Bradford Town Youth and Staverton Rangers Youth football clubs.
- 3G** – with no 3G pitch currently provided in Bradford-on-Avon, there is deemed to be a current shortfall of one full size 3G pitch based on the FA’s training model.
- Cricket** – overplay of 49 matches per season is identified in the area, with no actual spare capacity identified. Both Winsley CC and Bradford-on-Avon CC are based in Bradford-on-Avon and are identified as key clubs.
- Rugby** – overplay totalling 1.25 match equivalent sessions is identified at Bradford-on-Avon Rugby Club. The site accommodates all of Bradford-on-Avon RUFC’s match and training demand and is the only site accessed for community use in the area.
- Hockey** – of the two hockey suitable AGPs in Bradford-on-Avon, only the pitch at Stonar School is available for community use. However, the pitch is in poor condition and unused. Therefore, there is no demand for hockey in Bradford-on-Avon.

Population growth

Based on population projections to 2038 (the period to which this assessment projects population based future demand), Sport England’s Playing Pitch Calculator can estimate the likely additional demand for grass rugby union pitches that will arise from any growth. This is by using the current and future populations in each of the relevant age groups together with the current team numbers, with team generation rates then established to understand how much growth is required to establish one new team.

For reference, the total current population in Wiltshire of 515,363 will increase to 541,068 by 2038. This is an increase of 25,704 people. The table below shows the number of new teams projected to be generated by the new population in Bradford-on-Avon and the requisite match equivalent sessions it will create. Please, however, note that this does include population increases linked to housing growth, which is instead covered separately following the table.

Table 2.5: Bradford-on-Avon team generation rates

Sport	Team Gender	Team generation rate	Population Increase	Additional teams	Additional matches per week	Additional pitches required ³
Football	Mens	469.4	158.79	0.34	0.17	0.09
Football	Womens	-	163.42	-	-	-
Football	Boys	60.49	30.69	0.51	0.26	0.13

³ Assuming additional pitches provided would be of standard quality.

WILTSHIRE COUNCIL
PLAYING PITCH STRATEGY – COMMUNITY AREA PROFILES

Sport	Team Gender	Team generation rate	Population Increase	Additional teams	Additional matches per week	Additional pitches required ³
Football	Girls	279.95	31.57	0.11	0.06	0.03
Football	Boys	63.08	17.78	0.28	0.14	0.07
Football	Girls	138.1	15.57	0.11	0.06	0.03
Football	Mixed	95.22	26.84	0.28	0.14	0.04
Football	Mixed	109.95	24.8	0.23	0.12	0.03
Cricket	Mens	501.34	226.13	0.45	0.23	0.06
Cricket	Womens	4,122.16	232.41	0.06	0.03	0.01
Cricket	Boys	143.97	89.29	0.62	0.31	0.08
Cricket	Girls	-	87.82	-	-	-
Rugby Union	Mens	2,464.18	138.93	0.06	0.03	0.02
Rugby Union	Womens	-	142.11	-	-	-
Rugby Union	Boys	259.07	43.82	0.17	0.09	0.04
Rugby Union	Girls	195.08	43.99	0.23	0.12	0.06
Rugby Union	Mixed	226.25	89.29	0.39	0.20	0.10
Rugby League	Mens	-	138.93	-	-	-
Rugby League	Womens	-	142.11	-	-	-
Rugby League	Boys	-	50.61	-	-	-
Rugby League	Girls	-	53.33	-	-	-
Rugby League	Mixed	-	73.21	-	-	-
Hockey	Mens	-	231.67	-	-	-
Hockey	Womens	-	239.52	-	-	-
Hockey	Boys	-	23.61	-	-	-
Hockey	Girls	-	22.33	-	-	-
Hockey	Boys	-	24.36	-	-	-
Hockey	Girls	-	24.58	-	-	-
Hockey	Mixed	-	79.41	-	-	-

As seen in the table above, no additional teams are expected to be generated through population growth alone in the Bradford-on-Avon Analysis Area.

Housing growth

The anticipated population increase over the 14 year period (2038) equates to 0.84 match equivalent sessions of demand per week for grass pitch sports, zero match equivalent sessions on hockey suitable AGP and 7.30 match equivalent sessions of demand per season for cricket. Training demand equates to 1.31 hours of use per week for football on 3G pitches and zero hours on hockey suitable AGP.

Table 2.6: Demand for grass pitch sports generated from a population increase of 794.

Pitch sport	Estimated demand by sport	
	Match demand per week	Training demand
Adult football	0.14	1.31 hours
Youth football	0.32	As above
Mini soccer	0.19	As above
Rugby union	0.19	0.22 equivalent sessions
Rugby league	0.00	0.00 match equivalent sessions
Adult hockey	0.00	0.00 hours
Junior & mixed hockey	0.00	0.00 hours
Cricket	7.30	-

The table below translates estimated demand into new pitch provision with associated capital and lifestyle costs.

WILTSHIRE COUNCIL
PLAYING PITCH STRATEGY – COMMUNITY AREA PROFILES

Table 2.7: Estimated demand and costs for new pitch provision

Pitch type	Estimated demand and costs for new pitches			Changing rooms	
	Number of pitches to meet demand	Capital cost	Lifecycle Cost (per annum)	Number	Capital cost
Adult football	0.14	£15,961	£3,144	0.28	£56,953
Youth football	0.32	£29,764	£6,012	0.41	£82,958
Mini soccer	0.19	£5,760	£1,140	0.00	£0
Rugby union	0.19	£31,789	£5,881	0.38	£75,619
Rugby league	0.00	£0	£0	0.00	£0
Cricket	0.16	£55,776	£10,263	0.32	£63,455
Sand AGPs	0.00	£0	£0	0.00	£0
3G pitches	0.03	£40,068	£1,178	0.07	£13,795
Total	1.04	£179,118	£27,619	1.46	£292,780

Overall, an additional 1.04 pitches would be required to meet additional demand arising from a population increase of 794. This would require an expected capital cost of £179,118 and a lifecycle cost per annum of £27,619.

Action Plan

Site ID	Site	Postcode	Sport	Management	Current status	Recommended actions	Partners	Site hierarchy tier	Priority	Timescales	Cost	Aim
17	Atworth Recreation Ground (Closed)	SN12 8HE	Football (Recreational)	Council	One adult pitch and one mini 5v5 pitch not actively marked. Each pitch has a set of posts. Used for recreational demand.	Explore the feasibility of bringing the pitch back into use for affiliated demand from the community.	FA, FF, WFA	Local	L	S	L	Protect
19	Avon Park	BA2 7FF	Football	Council	One standard quality youth 9v9 pitch that is serviced with poor quality ancillary facilities.	Consider potential rationalisation of provision to contribute to a hub site. If not feasible improve pitch quality with enhanced levels of maintenance.	FA, FF, WFA	Local	L	L	L	Protect Enhance
28	Bearfield Playing Field	BA15 1RN	Football (Recreational)	Council	One youth 9v9 pitch not actively marked with a set of posts. Used for recreational demand.	Explore the feasibility of bringing the pitch back into use for affiliated demand from the community.	FA, FF, WFA	Local	L	S	L	Protect
44	Bradford-on-Avon Rugby Club	BA15 2HR	Football (Disused)	Sports Club	Two adult pitches, two youth 11v11 pitches and four mini 7v7 pitches no longer marked. The playing field land is now being used for rugby union and archery demand.	No action required.	FA, FF, WFA, Sports Club	-	-	-	-	-
44	Bradford-on-Avon Rugby Club	BA15 2HR	Rugby Union	Sports Club	Three standard quality senior pitches, of which one has sports lighting. Pitch with sports lighting is overplayed, whilst the remaining two pitches have minimal spare capacity. Accompanied by good quality ancillary provision.	Improve pitch quality to reduce overplay through enhanced levels of maintenance and consider installation of additional sports lighting to fully alleviate it.	RFU, Sports Club	Local	L	L	L	Protect Enhance

WILTSHIRE COUNCIL
PLAYING PITCH STRATEGY – COMMUNITY AREA PROFILES

Site ID	Site	Postcode	Sport	Management	Current status	Recommended actions	Partners	Site hierarchy tier	Priority	Timescales	Cost	Aim
45	Bradford-on-Avon Sports & Social Club	BA15 1EX	Football/ 3G	Community Organisation	Two good quality adult pitches. Bradford Town FC (Step 6) aspires to redevelop the site's changing rooms which are currently in old shipping containers. The site is identified as a potential site for a full size 3G pitch.	Support the Club in its aspirations to improve its ancillary facilities. Ensure the site meets the minimum requirements to progress through the football pyramid. Explore the feasibility of developing a full size 3G pitch onsite.	FA, FF, WFA, Community Organisation	Local	H	M	H	Protect Enhance Provide
96	Culver Close Playing Field	BA15 1LF	Cricket	Bradford-on-Avon Town Council	A good quality nine-wicket grass square used by Bradford-on-Avon CC. Overplayed by 17 match equivalent sessions. Bradford on Avon CC aspires to build fixed net provision at Culver Close Playing Field. The Club is also working closely with the Town Council as it looks towards the replacement of its current pavilion, which currently has asbestos, and has submitted a planning application for this.	Sustain square quality with appropriate maintenance. Explore options to install an NTP / hybrid wicket to alleviate overplay. Explore using sites with spare capacity to alleviate overplay. Support the pavilion development plans at Culver Close Playing Field. Support Bradford-on-Avon CC in development of fixed net provision at Culver Close Playing Field.	ECB, WCB, Bradford-on-Avon Town Council	Local	H	S	M-H	Protect Provide
156	Holt Playing Field	BA14 6RT	Football	Council	One standard quality adult pitch that has actual spare capacity amounting to 0.5 match equivalent sessions per week. The site is serviced with poor quality ancillary facilities.	Consider potential rationalisation of provision to contribute to a hub site. If not feasible improve pitch quality with enhanced levels of maintenance.	FA, FF, WFA	Local	L	L	L	Protect Enhance
157	Holt VC Primary School	BA14 6RA	Football	Education	One poor quality mini 5v5 pitch that is unavailable for community use.	Improve quality for curricular and extra-curricular demand.	FA, FF, WFA Education	Local	L	L	L	Protect Enhance
242	Poulton Recreation Field	BA15 1EA	Football	Council	Three poor quality mini 7v7 pitches that have spare capacity discounted due to poor pitch quality. The site is serviced with poor quality ancillary facilities.	Consider potential rationalisation of provision to contribute to a hub site. If not feasible improve pitch quality with enhanced levels of maintenance.	FA, FF, WFA	Local	L	L	L	Protect Enhance
267	School Lane Playing Field	BA14 8UU	Football	Council	One youth 11v11 pitch, one youth 9v9 pitch, one mini 7v7 pitch and one mini 5v5 pitch, all of which are poor quality. The youth 11v11 pitch is overplayed by one match equivalent session per week, whilst the youth 9v9 pitch is played to capacity and the mini 7v7 pitch has spare capacity discounted due poor pitch quality. The site is without ancillary facilities.	Improve quality to alleviate overplay and establish actual spare capacity. Explore the feasibility of providing appropriate ancillary provision.	FA, FF, WFA	Local	M	M	H	Protect Provide

WILTSHIRE COUNCIL
PLAYING PITCH STRATEGY – COMMUNITY AREA PROFILES

Site ID	Site	Postcode	Sport	Management	Current status	Recommended actions	Partners	Site hierarchy tier	Priority	Timescales	Cost	Aim
299	St Laurence School	BA15 1DZ	Football	Education	One adult pitch and two youth 11v11 pitches, all of which are poor quality. The adult pitch has spare capacity discounted due to unsecure tenure and poor pitch quality, whilst the youth 11v11 pitch is overplayed by 1.5 match equivalent sessions per week.	Improve quality to alleviate overplay on pitches. Seek to provide a community use agreement, enabling security of tenure for clubs and establishing actual spare capacity.	FA, FF, WFA Education	Local	M	S	L	Protect Enhance
299	St Laurence School	BA15 1DZ	Rugby Union	Education	One poor quality senior rugby union pitch available for community use. Pitch is played to capacity from curricular demand.	Improve quality of pitch through enhanced levels of demand for curricular and extracurricular use.	RFU, Education	Local	L	L	L	Protect Enhance
299	St Laurence School	BA15 1DZ	Hockey	Education	One smaller size pitch that is unavailable for community use and is without sports lighting.	Explore sports lighting installation for curricular and extra-curricular demand.	EH, Education	Local	L	S	L	Protect Enhance
313	Stonar School	SN12 8NT	Hockey	Education	One poor quality full size pitch that is available for community use and serviced with sports lighting. The pitch has exceeded its 10-year recommended lifespan (installed in 2010) and thus requires resurfacing.	Resurface pitch to improve quality and ensure a sinking fund is in place for long-term sustainability.	EH, Education	Local	H	S	H	Protect Enhance Provide
327	The Downs	BA15 2LX	Cricket	Sports Club	A good quality 12 wicket grass square owned by Winsley CC. Accompanied by standard quality ancillary provision. Overplayed by 32 match equivalent sessions. The Club exports its third and fourth teams to Bath & North East Somerset.	Sustain square quality with appropriate maintenance. Explore options on how to alleviate overplay including installing an onsite NTP, hybrid wickets, utilisation of provision with spare capacity and potential creation of new provision.	ECB, WCB, Sports Club	Local	H	S-M	L-H	Protect Provide
350	Victory Field Recreation Ground	BA15 1LE	Football	Community Organisation	One youth 9v9 pitch, one mini 7v7 pitch and one mini 5v5 pitch, all of which are poor quality. The youth 9v9 pitch is overplayed by 1.5 match equivalent sessions per week, whilst the mini 5v5 pitch has spare capacity discounted due to poor pitch quality. The site is serviced with poor quality ancillary facilities.	Improve quality to alleviate overplay on pitches and to establish actual spare capacity for clubs.	FA, FF, WFA, Community Organisation	Local	M	S	L	Protect Enhance
368	Westwood Playing Field	BA15 2DL	Football	Council	One poor quality adult pitch that has spare capacity discounted due to poor pitch quality. The site is serviced with poor quality ancillary facilities.	Consider potential rationalisation of provision to contribute to a hub site. If not feasible improve pitch quality with enhanced levels of maintenance.	FA, FF, WFA	Local	L	L	L	Protect Enhance

WILTSHIRE COUNCIL
PLAYING PITCH STRATEGY – COMMUNITY AREA PROFILES

Site ID	Site	Postcode	Sport	Management	Current status	Recommended actions	Partners	Site hierarchy tier	Priority	Timescales	Cost	Aim
377	Winsley Parish Field	BA15 2NW	Football (Recreational)	Parish Council	One mini 7v7 pitch not actively marked. Used for recreational demand.	Explore the feasibility of bringing the pitch back into use for affiliated demand from the community.	FA, FF, WFA Parish Council	Local	L	S	L	Protect

WILTSHIRE COUNCIL PLAYING PITCH STRATEGY – COMMUNITY AREA PROFILES

Area 3: Calne

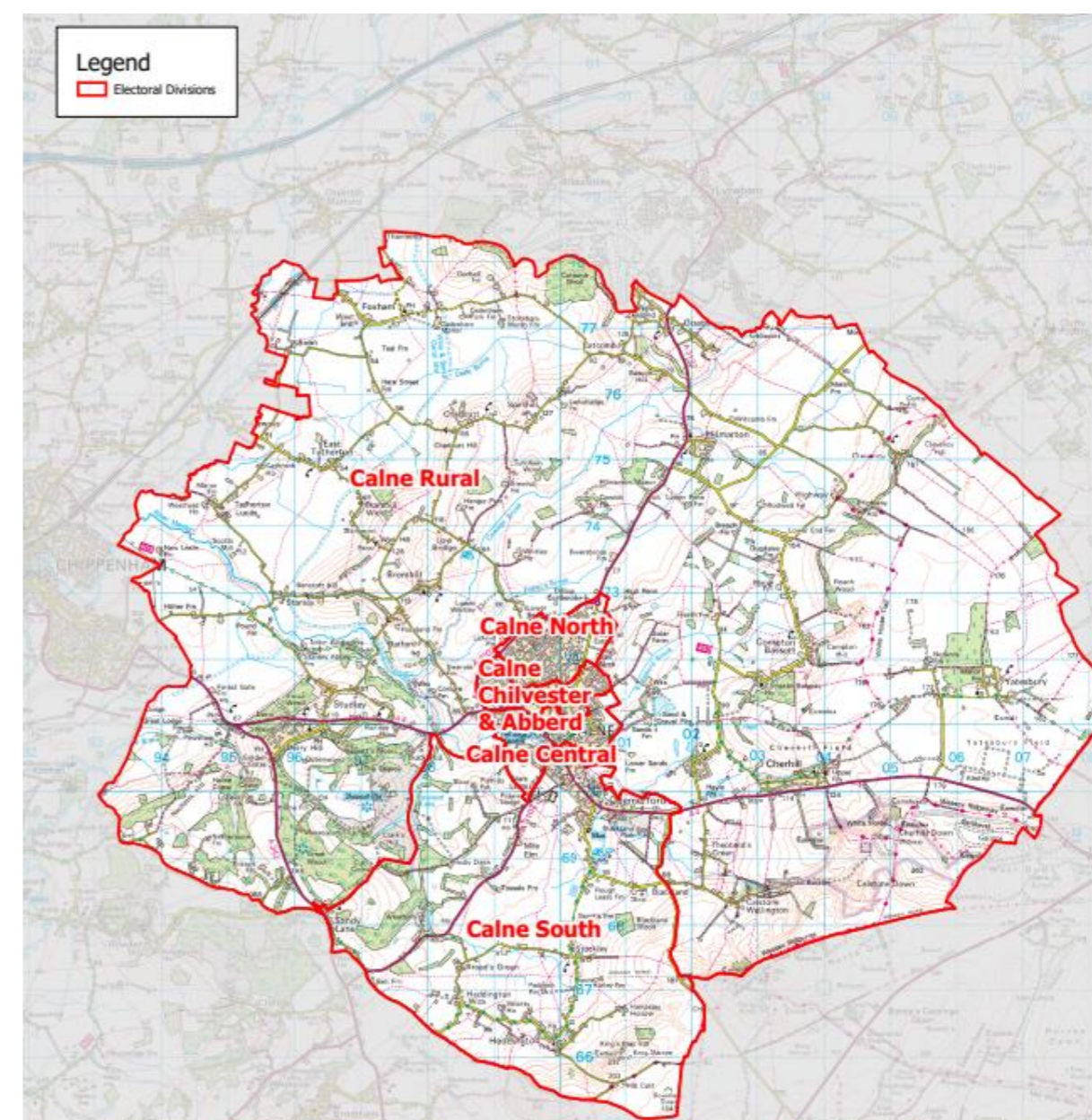
The Calne Community Area is a vibrant rural area that includes the villages of Bremhill, Cherhill and Yatesbury, Compton Bassett, Derry Hill and Studley, Heddington, Hilmarton and Goatacre. The villages surround the market town of Calne, which is an important service centre for the people who live in the community area. The town of Calne has under gone a rapid expansion in the last ten years with substantial housing developments on the outskirts of the town bringing with it a more youthful population and helping rejuvenate the town centre through increased trade and footfall. In economic terms, Calne is an important local service and employment centre.

Table 3.1: Population in Calne

Area (13,324 hectares)	Current population	Future population (ONS-based 2038 projections)	Housing growth (dwellings) in Local Plan (2020-2038)
Calne	27,245	28,796	1,681

Table 3.2: Pitch sport team numbers

Sport	Team gender	Age band	No. of teams	Current population
Football	Mens	16-45	12	4,370
Football	Womens	16-45	1	4,480
Football	Boys	12-15	18	717
Football	Girls	12-15	2	851
Football	Boys	10-11	14	383
Football	Girls	10-11	1	371
Football	Mixed	8-9	14	660
Football	Mixed	6-7	8	648
Cricket	Mens	18-55	12	6,011
Cricket	Womens	18-55	1	6,262
Cricket	Boys	7-18	5	2,043
Cricket	Girls	7-18	0	2,231
Rugby Union	Mens	19-45	1	3,907
Rugby Union	Womens	19-45	0	3,954
Rugby Union	Boys	13-18	0	998
Rugby Union	Girls	13-18	0	1,185
Rugby Union	Mixed	7-12	0	2,091
Rugby League	Mens	19-45	0	3,907
Rugby League	Womens	19-45	0	3,954
Rugby League	Boys	12-18	0	1,178
Rugby League	Girls	12-18	0	1,381
Rugby League	Mixed	7-11	0	1,717
Hockey	Mens	17-55	0	6,162
Hockey	Womens	17-55	0	6,419
Hockey	Boys	14-16	0	539
Hockey	Girls	14-16	0	654
Hockey	Boys	11-13	0	518
Hockey	Girls	11-13	0	597
Hockey	Mixed	5-10	0	1,974



Key grass pitch sport sites

Table 3.3: Key grass pitch sites in Calne and their pitches

WILTSHIRE COUNCIL
PLAYING PITCH STRATEGY – COMMUNITY AREA PROFILES

Site ID	Site name	Adult football	Youth 11v11 football	Youth 9v9 football	Mini 7v7 football	Mini 5v5 football	Cricket squares	Senior rugby	Junior rugby	Mini rugby
31	Beversbrook Sports Facility	7	2	-	2	2	2	-	-	-
42	Bowood Sports Ground	-	1	-	2	1	-	-	-	-

AGP provision

Table 3.4: AGPs identified in Calne

Site ID	Site name	Community use	Number of pitches	Pitch size	Sports lighting?	Pitch surface	Pitch quality
31	Beversbrook Sports Facility	Yes	1	Full Size	Yes	Medium Pile 3G	Standard
31	Beversbrook Sports Facility	Yes	1	Half Size	Yes	Medium Pile 3G	Standard
287	Springfields Academy	Yes	2	Half Size	Yes	Medium Pile 3G	Standard
293	St Edmunds RC Primary School	No	1	Half Size	No	Sand Dressed	Poor
301	St Marys Calne Sports Centre	Yes	1	Full Size	Yes	Sand Filled	Standard

Sport by sport overview

- Football** – actual spare capacity is identified on adult, mini 7v7 and mini 5v5 pitches at Beversbrook Sports Facility and Bowood Sports Ground whilst overplay is identified on youth 11v11 pitches, also at Beversbrook Sports Facility and Bowood Sports Ground. Youth 9v9 pitches are played to capacity. A single youth 11v11 team is expected to be generated through population growth alone. Key clubs in the area include Derry Hill United, Calne Town Youth and FC Wiltshire football clubs.
- 3G** – with a single full size 3G pitch provided in Calne at Beversbrook Sports Facility, there is deemed to be a shortfall of one full size 3G pitch based on the FA's training model.
- Cricket** – overplay of eight matches per season is identified in the area, with no actual spare capacity identified. Both Calne CC and Goatacre CC are based in Calne and are identified as key clubs.
- Rugby** – overplay totalling 0.5 match equivalent sessions is identified at Calne Recreation Club. The site accommodates all of Calne RUFC's match and training demand and is the only site accessed for community use in the area.
- Hockey** – the AGP identified at St Marys Calne Sports Centre is of standard quality and fully available for community use. However, as there is no demand for hockey in Calne, all this availability is actual spare capacity.

Population growth

Based on population projections to 2038 (the period to which this assessment projects population based future demand), Sport England's Playing Pitch Calculator can estimate the likely additional demand for grass rugby union pitches that will arise from any growth. This is by using the current and future populations in each of the relevant age groups together with the current team numbers, with team generation rates then established to understand how much growth is required to establish one new team.

For reference, the total current population in Wiltshire of 515,363 will increase to 541,068 by 2038. This is an increase of 25,704 people. The table below shows the number of new teams projected to be generated by the new population in Calne and the requisite match equivalent sessions it will create. Please, however, note that this does include population increases linked to housing growth, which is instead covered separately following the table.

Table 3.5: Calne team generation rates⁴

Sport	Team Gender	Team generation rate	Population Increase	Additional teams	Additional matches per week	Additional pitches required ⁵
Football	Mens	364.2	246.41	0.68	0.34	0.17
Football	Womens	4,480.29	252.6	0.06	0.03	0.02
Football	Boys	39.83	40.43	1.01	0.51	0.25
Football	Girls	425.52	47.98	0.11	0.06	0.03
Football	Boys	27.35	21.58	0.79	0.40	0.20
Football	Girls	371.15	20.93	0.06	0.03	0.02

⁴ Please note that this does not include housing growth projections, which are instead considered separately within the main Strategy & Action Plan document (Part 7).

⁵ Assuming additional pitches provided would be of standard quality.

WILTSHIRE COUNCIL
PLAYING PITCH STRATEGY – COMMUNITY AREA PROFILES

Sport	Team Gender	Team generation rate	Population Increase	Additional teams	Additional matches per week	Additional pitches required ⁵
Football	Mixed	47.12	37.19	0.79	0.40	0.10
Football	Mixed	81.01	36.54	0.45	0.23	0.06
Cricket	Mens	500.89	338.88	0.68	0.34	0.09
Cricket	Womens	6,261.63	353.03	0.06	0.03	0.01
Cricket	Boys	408.65	115.2	0.28	0.14	0.04
Cricket	Girls	-	125.8	-	-	-
Rugby Union	Mens	3,906.96	220.28	0.06	0.03	0.02
Rugby Union	Womens	-	222.93	-	-	-
Rugby Union	Boys	-	56.26	-	-	-
Rugby Union	Girls	-	66.82	-	-	-
Rugby Union	Mixed	-	117.91	-	-	-
Rugby League	Mens	-	220.28	-	-	-
Rugby League	Womens	-	222.93	-	-	-
Rugby League	Boys	-	66.41	-	-	-
Rugby League	Girls	-	77.86	-	-	-
Rugby League	Mixed	-	96.82	-	-	-
Hockey	Mens	-	347.42	-	-	-
Hockey	Womens	-	361.9	-	-	-
Hockey	Boys	-	30.36	-	-	-
Hockey	Girls	-	36.85	-	-	-
Hockey	Boys	-	29.21	-	-	-
Hockey	Girls	-	33.68	-	-	-
Hockey	Mixed	-	111.29	-	-	-

As seen in the table above, a single youth 11v11 boys football team is expected to be generated through population growth alone in the Calne Analysis Area.

Housing growth

The anticipated population increase over the 14 year period (2038) equates to 4.97 match equivalent sessions of demand per week for grass pitch sports, zero match equivalent sessions on hockey suitable AGP and 24.26 match equivalent sessions of demand per season for cricket. Training demand equates to 9.79 hours of use per week for football on 3G pitches and zero hours on hockey suitable AGP.

Table 3.6: Demand for grass pitch sports generated from a population increase of 3,866.

Pitch sport	Estimated demand by sport	
	Match demand per week	Training demand
Adult football	0.96	9.79 hours
Youth football	2.36	As above
Mini soccer	1.58	As above
Rugby union	0.07	0.07 equivalent sessions
Rugby league	0.00	0.00 match equivalent sessions
Adult hockey	0.00	0.00 hours
Junior & mixed hockey	0.00	0.00 hours
Cricket	24.26	-

The table below translates estimated demand into new pitch provision with associated capital and lifestyle costs.

WILTSHIRE COUNCIL
PLAYING PITCH STRATEGY – COMMUNITY AREA PROFILES

Table 3.7: Estimated demand and costs for new pitch provision

Pitch type	Estimated demand and costs for new pitches			Changing rooms	
	Number of pitches to meet demand	Capital cost	Lifecycle Cost (per annum)	Number	Capital cost
Adult football	0.96	£107,805	£21,238	1.92	£384,669
Youth football	2.36	£216,636	£43,760	2.76	£551,852
Mini soccer	1.58	£48,229	£9,549	0.00	£0
Rugby union	0.07	£12,477	£2,308	0.15	£29,681
Rugby league	0.00	£0	£0	0.00	£0
Cricket	0.57	£198,932	£36,604	1.13	£226,322
Sand AGPs	0.00	£0	£0	0.00	£0
3G pitches	0.26	£299,685	£8,814	0.52	£103,181
Total	5.79	£883,766	£122,274	6.47	£1,295,705

Overall, an additional 5.79 pitches would be required to meet additional demand arising from a population increase of 3,866. This would require an expected capital cost of £883,766 and a lifecycle cost per annum of £122,274.

Action Plan

Site ID	Site	Postcode	Sport	Management	Current status	Recommended actions	Partners	Site hierarchy tier	Priority	Timescales	Cost	Aim
31	Beverbrook Sports Facility	SN11 9FL	Football	Council	Four adult pitches, two youth 11v11 pitches, two mini 7v7 pitches and two mini 5v5 pitches, all of which are standard quality and available for community use. The adult pitches have actual spare capacity amounting to 2.5 match equivalent sessions per week, whilst the youth 11v11 pitches are overplayed by four match equivalent sessions per week. There are also an additional three good quality adult pitches which are unavailable for community use (used principally by Swindon Town FC).	Utilise actual spare capacity where it exists, via the transfer of demand from overplayed sites or via future demand. Improve quality to alleviate overplay where it exists.	FA, FF, WFA	Key Centre	M	S	L	Protect Enhance
31	Beverbrook Sports Facility	SN11 9FL	3G	Sports Club	One full size 3G pitch and one smaller size 3G pitch, the former is standard quality having been installed in 2016.	Once the pitch reaches the end of its lifespan (2026), look to resurface pitch to improve quality and ensure a sinking fund is in place for long-term sustainability. Explore the potential to develop a 2 nd 3G onsite.	FA, FF, WFA, Sports Club	Key Centre	H	S	H	Protect Enhance Provide
31	Beverbrook Sports Facility	SN11 9FL	Cricket	Calne Town Council	A nine wicket grass square and a standalone NTP both of which are good quality. The square is played to capacity. Annual rent to Calne CC from Calne Town Council.	Sustain square and NTP quality with appropriate maintenance. Explore greater utilisation of NTP or creation of an NTP on the main square to provide additional capacity for future growth.	ECB, WCB, Calne Town Council	Key Centre	L	L	L	Protect

WILTSHIRE COUNCIL
PLAYING PITCH STRATEGY – COMMUNITY AREA PROFILES

Site ID	Site	Postcode	Sport	Management	Current status	Recommended actions	Partners	Site hierarchy tier	Priority	Timescales	Cost	Aim
42	Bowood Sports Ground	SN11 9LX	Football	Sports Club	One youth 11v11 pitch, two mini 7v7 pitches and one mini 5v5 pitch, all of which are good quality. The mini pitches both have actual spare capacity totalling two match equivalent sessions per week, whilst the youth 11v11 pitch is overplayed by 0.5 match equivalent sessions per week. The site is serviced with poor quality ancillary facilities.	Utilise actual spare capacity where it exists, via the transfer of demand from overplayed sites or via future demand. Improve quality to alleviate overplay where it exists. Explore feasibility of improving the site's ancillary facilities.	FA, FF, WFA, Sports Club	Local	M	M	M	Protect Enhance
59	Calne Recreation Ground	SN11 8DX	Football (Disused)	Council	One disused adult pitch and one disused youth pitch, with the site currently actively used for rugby union. The areas where the football pitches resided are also known as Potters Field (to the east) and Hillcroft Green Space (to the south).	Retain areas as strategic reserve, with any future development proposals needing to meet national planning policy requirements.	FA, FF, WFA	Local	H	L	L	Protect
59	Calne Recreation Ground	SN11 8DX	Cricket	Council	A disused cricket square, with the site currently actively used for rugby union.	Ensure site retains the capability of re-providing the cricket square should it ever be required.	ECB	Local	L	L	L	Protect Enhance
59	Calne Recreation Ground	SN11 8DX	Rugby Union	Council	One good quality senior pitch with actual spare capacity. Accompanied by standard quality ancillary provision. Club currently operates on a yearly rolling agreement. It is reported that Calne Town Council has aspirations to develop the site.	Sustain pitch quality. Look to secure more formal agreement onsite. Explore sports lighting installation to better accommodate midweek training use. Ensure that any development plans detail how the existing senior rugby union pitch would be protected, or how NPPF and Sport England's Playing Fields Policy (particularly Exception 4) would be met.	RFU	Local	H	H	M	Protect Enhance
60	Calne Town Football Club	SN11 9EE	Football	Sports Club	One standard quality adult pitch. The site is home to Calne Town FC First Team (Step 6) & Reserves (Regional Feeder League).	Sustain quality.	FA, FF, WFA, Sports Club	Local	L	S	L	Protect
101	Derry Hill C of E Aided Primary School	SN11 9NN	Football	Education	One poor quality mini 5v5 pitch that is unavailable for community use.	Improve quality to better accommodate curricular and extra-curricular demand.	FA, FF, WFA, Education	Local	L	S	L	Protect Enhance
131	Goatacre Cricket Club	SN11 9JA	Cricket	Sports Club	A good quality grass square owned by Goatacre CC with ten wickets. Marginally overplayed by two match equivalent sessions.	Sustain square quality with appropriate maintenance. If overplay increase explore installing an NTP to provide capacity.	ECB, WCB, Sports Club	Local	L	M	L	Protect
132	Goatacre Recreation Ground	SN11 9JA	Cricket	Sports Club	A good quality grass square with five wickets accompanied by a NTP overplayed by six match equivalent sessions. Leased to Goatacre CC.	Sustain square quality with appropriate maintenance. If overplay increase explore installing an NTP to provide capacity.	ECB, WCB, Sports Club	Local	L	M	L	Protect

WILTSHIRE COUNCIL
PLAYING PITCH STRATEGY – COMMUNITY AREA PROFILES

Site ID	Site	Postcode	Sport	Management	Current status	Recommended actions	Partners	Site hierarchy tier	Priority	Timescales	Cost	Aim
151	Hilmarton Primary School	SN11 8SG	Football	Education	One poor quality mini 7v7 pitch that is unavailable for community use.	Improve quality to better accommodate curricular and extra-curricular demand.	FA, FF, WFA, Education	Local	L	S	L	Protect Enhance
171	Kingsbury Green Academy	SN11 8YH	Cricket	Education	One standalone NTP that's not available for community use.	Sustain quality as appropriate and retain as current use.	ECB, WCB, Education	Local	L	L	L	Protect
171	Kingsbury Green Academy	SN11 8YH	3G	Education	Identified as a potential site for 3G development to meet shortfalls in Calne. The site has sufficient playing field land and surrounding ancillary provision to potentially develop provision.	Explore the feasibility of developing a full size 3G pitch onsite.	FA, FF, WFA, Education	Local	H	L	H	Provide
196	Mardon Vale Academy	SN11 9BD	Football	Education	One poor quality youth 9v9 pitch that is unavailable for community use.	Improve quality to better accommodate curricular and extra-curricular demand.	FA, FF, WFA, Education	Local	L	S	L	Protect Enhance
287	Springfields Academy	SN11 0DS	Football	Education	One poor quality youth 9v9 pitch that is unavailable for community use.	Improve quality to better accommodate curricular and extra-curricular demand.	FA, FF, WFA, Education	Local	L	S	L	Protect Enhance
287	Springfields Academy	SN11 0DS	3G	Education	One smaller size 3G pitch that is available for community use and equipped with sports lighting.	Sustain quality.	FA, FF, WFA, Education	Local	L	L	L	Protect
293	St Edmunds RC Primary School	SN11 9BX	Hockey	Education	One smaller size pitch that is unavailable for community use and is without sports lighting.	Retain for curricular and extra-curricular demand.	EH, Education	Local	L	L	L	Protect
301	St Marys Calne Sports Centre	SN11 0DW	Hockey	Education	One standard quality full size pitch that is available for community use and is equipped with sports lighting. The pitch is nearing the end of its 10-year recommended lifespan and thus will require resurfacing.	Once the pitch reaches the end of its lifespan (2025), look to resurface pitch to improve quality and ensure a sinking fund is in place for long-term sustainability.	EH, Education	Local	H	S	H	Protect Enhance Provide

WILTSHIRE COUNCIL PLAYING PITCH STRATEGY – COMMUNITY AREA PROFILES

Area 4: Chippenham and Villages

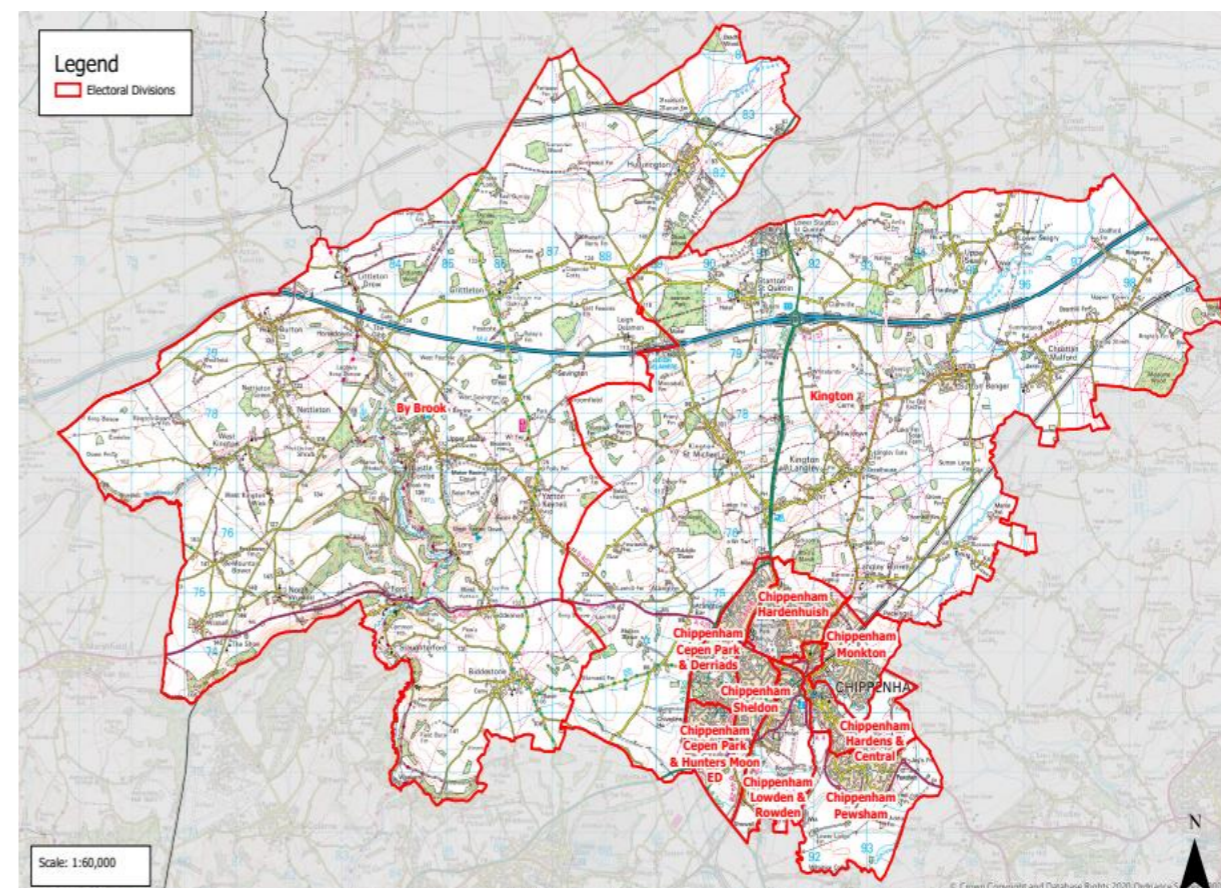
The Chippenham Community Board area is in the north west of the County of Wiltshire. In terms of population, it is the largest community board in Wiltshire. It is dominated by the one settlement, the historic market town of Chippenham. The surrounding area is one of small villages and farms and is very rural in nature. There are 16 parishes across the community area and no other towns. Chippenham has been and will continue to be the recipient of major strategic growth allocations within the development plan.

Table 4.1: Population in Chippenham and Villages

Area (15,886 hectares)	Current population	Future population (ONS-based 2038 projections)	Housing growth (dwellings) in Local Plan (2020-2038)
Chippenham and Villages	43,113	45,568	6,301

Table 4.2: Pitch sport team numbers in Chippenham and Villages

Sport	Team gender	Age band	No. of teams	Current population
Football	Mens	16-45	13	7,583
Football	Womens	16-45	1	7,087
Football	Boys	12-15	17	1,135
Football	Girls	12-15	3	1,059
Football	Boys	10-11	13	567
Football	Girls	10-11	2	518
Football	Mixed	8-9	15	1,004
Football	Mixed	6-7	12	941
Cricket	Mens	18-55	24	10,228
Cricket	Womens	18-55	1	10,054
Cricket	Boys	7-18	9	3,298
Cricket	Girls	7-18	2	3,090
Rugby Union	Mens	19-45	4	6,729
Rugby Union	Womens	19-45	1	6,310
Rugby Union	Boys	13-18	4	1,717
Rugby Union	Girls	13-18	4	1,562
Rugby Union	Mixed	7-12	6	3,112
Rugby League	Mens	19-45	0	6,729
Rugby League	Womens	19-45	0	6,310
Rugby League	Boys	12-18	0	1,991
Rugby League	Girls	12-18	0	1,840
Rugby League	Mixed	7-11	0	2,560
Hockey	Mens	17-55	7	10,522
Hockey	Womens	17-55	5	10,312
Hockey	Boys	14-16	0	892
Hockey	Girls	14-16	0	769
Hockey	Boys	11-13	2	847
Hockey	Girls	11-13	1	802
Hockey	Mixed	5-10	2	2,925



WILTSHIRE COUNCIL PLAYING PITCH STRATEGY – COMMUNITY AREA PROFILES

Key grass pitch sport sites

Table 4.3: Key grass pitch sites in Chippenham and Villages and their pitches

Site ID	Site name	Adult football	Youth 11v11 football	Youth 9v9 football	Mini 7v7 football	Mini 5v5 football	Cricket squares	Senior rugby	Junior rugby	Mini rugby
276	Sheldon School	-	4	-	-	-	2	-	-	-
310	Stanley Park Sports Ground	3	3	1	1	3	-	-	-	-

AGP provision

Table 4.4: AGPs identified in Chippenham and Villages

Site ID	Site name	Community use	Number of pitches	Pitch size	Sports lighting?	Pitch surface	Pitch quality
1	Abbeyfield School	No	1	Half Size	No	Sand Filled	Poor
67	Charter Primary School	No	1	Half Size	No	Sand Filled	Poor
71	Chippenham RUFC	Yes	1	Full Size	Yes	Long Pile 3G	Good
72	Chippenham Sports Club	Yes	1	Full Size	Yes	Sand Dressed	Good
276	Sheldon School	Yes	1	Half Size	Yes	Sand Dressed	Standard
310	Stanley Park Sports Ground	Yes	1	Full Size	Yes	Medium Pile 3G	Good
401	Buckley Barracks	No	1	Full Size	Yes	Sand Filled	Standard

Sport by sport overview

- Football** – actual spare capacity is identified on adult and mini 5v5 pitches at Castle Combe Sports Field and Stanley Park Sports Ground whilst overplay is identified on youth 11v11 and youth 9v9 pitches, also at Castle Combe Sports Field and Stanley Park Sports Ground. Mini 7v7 pitches are played to capacity. A single youth 11v11 team is expected to be generated through population growth alone. Key clubs in the area include FC Chippenham Youth, Castle Combe Colts Chippenham Town and Chippenham Town Youth football clubs.
- 3G** – with 1.5 full size 3G pitches provided in Chippenham and Villages located at Chippenham RUFC and Stanley Park Sports Ground, there is deemed to be a shortfall of 0.5 full size 3G pitches based on the FA's training model.
- Cricket** – there is current actual spare capacity of varying levels across all peak times for cricket in the Chippenham and Villages Analysis Area. However, a future shortfall for Saturday cricket is expected. Chippenham and Biddestone cricket clubs are the key clubs identified in the area.
- Rugby** – pitches in Chippenham and Villages are overplayed, with Chippenham Rugby Club having a grass pitch deficit, despite training being hosted on the World Rugby compliant 3G on site.
- Hockey** – there is a current shortfall of 0.5 match equivalent sessions per week in the Chippenham and Villages Analysis Area, with the only pitch provided located at Chippenham Sports Club. This pitch is insufficient to fully meet all of Chippenham HC's match and training demand.

Population growth

Based on population projections to 2038 (the period to which this assessment projects population based future demand), Sport England's Playing Pitch Calculator can estimate the likely additional demand for grass rugby union pitches that will arise from any growth. This is by using the current and future populations in each of the relevant age groups together with the current team numbers, with team generation rates then established to understand how much growth is required to establish one new team.

For reference, the total current population in Wiltshire of 515,363 will increase to 541,068 by 2038. This is an increase of 25,704 people. The table below shows the number of new teams projected to be generated by the new population in Chippenham and Villages and the requisite match equivalent sessions it will create. Please, however, note that this does include population increases linked to housing growth, which is instead covered separately following the table.

WILTSHIRE COUNCIL
PLAYING PITCH STRATEGY – COMMUNITY AREA PROFILES

Table 4.5: Chippenham and Villages team generation rates

Sport	Team Gender	Team generation rate	Population Increase	Additional teams	Additional matches per week	Additional pitches required ⁶
Football	Mens	583.29	427.52	0.73	0.37	0.18
Football	Womens	7,087.21	399.58	0.06	0.03	0.02
Football	Boys	66.78	64.01	0.96	0.48	0.24
Football	Girls	353.11	59.72	0.17	0.09	0.04
Football	Boys	43.59	31.95	0.73	0.37	0.18
Football	Girls	258.94	29.2	0.11	0.06	0.03
Football	Mixed	66.94	56.61	0.85	0.43	0.11
Football	Mixed	78.41	53.05	0.68	0.34	0.09
Cricket	Mens	426.19	576.68	1.35	0.68	0.17
Cricket	Womens	10,053.82	566.84	0.06	0.03	0.01
Cricket	Boys	366.49	185.97	0.51	0.26	0.06
Cricket	Girls	1,545.20	174.24	0.11	0.06	0.01
Rugby Union	Mens	1,682.34	379.4	0.23	0.12	0.06
Rugby Union	Womens	6,309.94	355.76	0.06	0.03	0.02
Rugby Union	Boys	429.24	96.8	0.23	0.12	0.06
Rugby Union	Girls	390.42	88.05	0.23	0.12	0.06
Rugby Union	Mixed	518.66	175.45	0.34	0.17	0.09
Rugby League	Mens	-	379.4	-	-	-
Rugby League	Womens	-	355.76	-	-	-
Rugby League	Boys	-	112.28	-	-	-
Rugby League	Girls	-	103.76	-	-	-
Rugby League	Mixed	-	144.33	-	-	-
Hockey	Mens	1,503.18	593.25	0.39	0.20	0.05
Hockey	Womens	2,062.40	581.39	0.28	0.14	0.04
Hockey	Boys	-	50.32	-	-	-
Hockey	Girls	-	43.36	-	-	-
Hockey	Boys	423.25	47.73	0.11	0.06	0.01
Hockey	Girls	802.37	45.24	0.06	0.03	0.01
Hockey	Mixed	1,462.72	164.94	0.11	0.06	0.01

As seen in the table above, one additional youth 11v11 football and one men’s cricket team are expected to be generated through population growth alone in the Chippenham and Villages Analysis Area.

Housing growth

The anticipated population increase over the 14 year period (2038) equates to 15.34 match equivalent sessions of demand per week for grass pitch sports, 2.75 match equivalent sessions on hockey suitable AGP and 108.29 match equivalent sessions of demand per season for cricket. Training demand equates to 25.92 hours of use per week for football on 3G pitches and 6.93 hours on hockey suitable AGP.

Table 4.6: Demand for grass pitch sports generated from a population increase of 14,492.

Pitch sport	Estimated demand by sport	
	Match demand per week	Training demand
Adult football	2.25	25.92 hours
Youth football	5.85	As above
Mini soccer	4.86	As above

⁶ Assuming additional pitches provided would be of standard quality.

WILTSHIRE COUNCIL
PLAYING PITCH STRATEGY – COMMUNITY AREA PROFILES

Pitch sport	Estimated demand by sport	
	Match demand per week	Training demand
Rugby union	2.38	2.64 equivalent sessions
Rugby league	0.00	0.00 match equivalent sessions
Adult hockey	1.88	5.65 hours
Junior & mixed hockey	0.87	1.28 hours
Cricket	108.29	-

The table below translates estimated demand into new pitch provision with associated capital and lifestyle costs.

Table 4.7: Estimated demand and costs for new pitch provision

Pitch type	Estimated demand and costs for new pitches			Changing rooms	
	Number of pitches to meet demand	Capital cost	Lifecycle Cost (per annum)	Number	Capital cost
Adult football	2.25	£252,556	£49,754	4.50	£901,166
Youth football	5.85	£537,199	£108,514	6.70	£1,341,293
Mini soccer	4.86	£148,592	£29,421	0.00	£0
Rugby union	2.38	£400,762	£74,141	4.76	£953,327
Rugby league	0.00	£0	£0	0.00	£0
Cricket	2.50	£878,263	£161,600	4.99	£999,183
Sand AGPs	0.47	£456,277	£11,863	0.94	£188,514
3G pitches	0.68	£793,074	£23,326	1.36	£273,054
Total	18.99	£3,466,722	£458,619	23.26	£4,656,537

Overall, an additional 18.99 pitches would be required to meet additional demand arising from a population increase of 14,492. This would require an expected capital cost of £3,466,722 and a lifecycle cost per annum of £458,619.

Action Plan

Site ID	Site	Postcode	Sport	Management	Current status	Recommended actions	Partners	Site hierarchy tier	Priority	Timescales	Cost	Aim
1	Abbeyfield School	SN15 3XB	Football	Education	One adult pitch, one youth 11v11 pitch and two youth 9v9 pitches, all of which are poor quality and unavailable for community use.	Improve quality and explore community use options.	FA, FF, WFA, Education	Local	L	S	L	Protect Enhance
1	Abbeyfield School	SN15 3XB	Rugby Union (Disused)	Education	One disused senior pitch with the site currently actively used for football.	No action required.	RFU	-	-	-	-	-
1	Abbeyfield School	SN15 3XB	Cricket	Education	One standalone NTP that's not available for community use.	Sustain quality as appropriate and retain as current use.	ECB, WCB, Education	Local	L	L	L	Protect
1	Abbeyfield School	SN15 3XB	Hockey	Education	One smaller size pitch that is unavailable for community use and is without sports lighting.	Explore sports lighting potential to better accommodate curricular and extra-curricular demand.	EH, Education	Local	L	S	L	Protect
32	Biddestone Village Hall	SN14 7BZ	Football	Trust	One poor quality adult pitch that has spare capacity discounted due to poor pitch quality. The site is serviced with poor quality ancillary facilities.	Improve quality to establish actual spare capacity for clubs. Explore feasibility of improving the site's ancillary provision.	FA, FF, WFA, Trust	Local	M	M	M	Protect Enhance

WILTSHIRE COUNCIL
PLAYING PITCH STRATEGY – COMMUNITY AREA PROFILES

Site ID	Site	Postcode	Sport	Management	Current status	Recommended actions	Partners	Site hierarchy tier	Priority	Timescales	Cost	Aim
32	Biddestone Village Hall	SN14 7BZ	Cricket	Trust	Two standard quality grass cricket squares one with 12 wickets and one with eight wickets accompanied by an NTP. Rolling informal lease to Biddestone CC from Parish Council. Tenure considered unsecure. Accompanied by two standard and two poor quality practice lanes. The larger square is overplayed by seven match equivalent sessions whereas the smaller square is overplayed by three match equivalent sessions.	Improve both squares in quality with enhanced levels of maintenance in order to alleviate overplay. Assist Biddestone CC in obtaining long term tenure on the site. Explore options to improve poor quality practice facilities. Support plans to provide dedicated changing provision to better service the second square.	ECB, WCB, Trust	Local	M	S	L-M	Enhance Protect
61	Castle Combe Sports Field	SN14 7HD	Football	Sports Club	One youth 11v11 pitch, one youth 9v9 pitch, one mini 7v7 pitch and two mini 5v5 pitches, all of which are standard quality. The youth 11v11 pitch is overplayed by one match equivalent session per week, whilst the mini 5v5 pitches have actual spare capacity totalling one match equivalent session per week.	Utilise actual spare capacity where it exists, via the transfer of demand from overplayed sites or via future demand. Improve quality to alleviate overplay where it exists.	FA, FF, WFA, Sports Club	Local	M	S	L	Protect
67	Charter Primary School	SN15 3EA	Hockey	Education	One smaller size pitch that is unavailable for community use and is without sports lighting.	Explore sports lighting potential to better accommodate curricular and extra-curricular demand.	EH, Education	Local	L	S	L	Protect
71	Chippenham Rugby Club	SN14 0YZ	3G	Sports Club	A full size World Rugby compliant 3G pitch that accommodated training demand from Chippenham RUFC. Serviced by sports lighting and assessed as good quality following 2019 installation.	Ensure a sinking fund is in place for long-term sustainability. Maximise usage to assist with grass pitch capacity issues, where possible.	RFU, FA, FF, Sports Club	Key Centre	M	L	L	Protect
71	Chippenham Rugby Club	SN14 0YZ	Rugby Union	Sports Club	Two standard grass pitches that are overplayed, despite a World Rugby compliant 3G pitch being on site. This is due to high levels of match demand. Serviced by good quality changing facilities.	Improve pitch quality to alleviate overplay.	RFU, Sports Club	Key Centre	M	S	L	Enhance Protect
71	Chippenham Rugby Club	SN14 0YZ	Cricket	Sports Club	A good quality square that is utilised by Allington CC. Serviced by a good quality clubhouse but with two poor quality practice nets. Overall spare capacity remains.	Sustain quality. Improve practice nets.	ECB, WCB, Sports Club	Key Centre	M	S	L	Enhance Protect

WILTSHIRE COUNCIL
PLAYING PITCH STRATEGY – COMMUNITY AREA PROFILES

Site ID	Site	Postcode	Sport	Management	Current status	Recommended actions	Partners	Site hierarchy tier	Priority	Timescales	Cost	Aim
71	Chippenham Rugby Club	SN14 0YZ	Aussie Rules	Sports Club	Site is accessed by Chippenham Redbacks, with one of the rugby union pitches doubling up as an Aussie rules pitch. In isolation, this is sufficient to accommodate the demand, although the dual use nature will impact on post-season remedial work.	Ensure maintenance is of a sufficient level to continue to support the demand or explore transfer of activity to a more suitable site e.g., a dual use pitch that is not overplayed for its primary purpose, or a dedicated Aussie rules pitch.	AFLE, Sports Club	Key Centre	M	S	L	Enhance Protect
72	Chippenham Sports Club	SN14 0YZ	Cricket	Sports Club	A standard quality grass square with 16 wickets that is overplayed by 30 match equivalent sessions. Chippenham CC reports inconsistency bounce and a regular need for post season renovations.	Improve square quality with enhanced levels of maintenance. Explore options to alleviate overplay including installing an NTP, hybrid wickets and/or transferring partial demand to a site with spare capacity. Support plans for new ancillary facilities (and sports hall) on site.	ECB, WCB, Sports Club	Key Centre	H	S	M	Enhance Protect Provide
72	Chippenham Sports Club	SN15 1NH	Hockey	Sports Club	One good quality full size artificial pitch that is equipped with sports lighting. Also, a separate warm up space.	Sustain quality and ensure a sinking fund is in place for long-term sustainability. Support plans for new ancillary facilities (and sports hall) on site.	EH, Sports Club	Local	L	L	L	Protect
73	Chippenham Town Football Club	SN14 6LR	Football	Sports Club	One good quality adult pitch. The site is home to Chippenham Town FC (Step 2).	Ensure the site meets the minimum requirements to progress through the football pyramid.	FA, FF, WFA, Sports Club	Local	L	L	L	Protect
129	Frogwell Primary School	SN14 0DG	Football	Education	One mini 7v7 pitch and one mini 5v5 pitch, both of which are poor quality and unavailable for community use.	Improve quality to better accommodate curricular and extra-curricular demand.	FA, FF, WFA, Education	Local	L	S	L	Protect Enhance
140	Grittleton Cricket Ground	SN14 6AW	Cricket	Trust	A good quality seven wicket grass square that has capacity to accommodate additional demand. Annual rental from Grittleton Village Hall Trustees to Grittleton CC. Accompanied by poor quality ancillary and practice facilities.	Sustain square quality with appropriate levels of maintenance. Look to secure a long term for Grittleton CC. Explore options to improve poor quality ancillary and practice provision. Utilise spare capacity to accommodate future demand/alleviate shortfalls.	ECB, WCB, Trust	Local	M	M	L-M	Protect Enhance
141	Grittleton House School (Closed)	SN14 6AP	Football (Disused)	Private	Two disused adult pitches; the site closed in 2016 and has since reopened as a wedding venue.	No action required.	FA, FF, WFA, Private	-	-	-	-	-
141	Grittleton House School (Closed)	SN14 6AP	Rugby union (Disused)	Private	Two disused senior pitches; the site closed in 2016 and has since reopened as a wedding venue.	No action required.	RFU, Private	-	-	-	-	-
141	Grittleton House School (Closed)	SN14 6AP	Cricket (Disused)	Private	One disused NTP; the site closed in 2016 and has since reopened as a wedding venue.	No action required.	ECB, WCB, Private	-	-	-	-	-

WILTSHIRE COUNCIL
PLAYING PITCH STRATEGY – COMMUNITY AREA PROFILES

Site ID	Site	Postcode	Sport	Management	Current status	Recommended actions	Partners	Site hierarchy tier	Priority	Timescales	Cost	Aim
143	Hardenhuish School	SN14 6RJ	Cricket	Education	One standalone NTP that's not available for community use.	Sustain quality as appropriate and retain as current use.	ECB, WCB, Education	Local	L	L	L	Protect
161	Hullavington C of E Primary & Nursery School	SN14 6EF	Football	Education	One poor quality mini 5v5 pitch that is unavailable for community use.	Improve quality to better accommodate curricular and extra-curricular demand.	FA, FF, WFA, Education	Local	L	S	L	Protect Enhance
162	Ivy Lane Primary School	SN15 1HE	Football	Education	One poor quality mini 5v5 pitch that is unavailable for community use.	Improve quality to better accommodate curricular and extra-curricular demand.	FA, FF, WFA, Education	Local	L	S	L	Protect Enhance
172	Kington Langley Playing Field	SN15 5NJ	Football	Community Organisation	One poor quality youth 9v9 pitch that has spare capacity discounted due to poor pitch quality. The site is serviced with poor quality ancillary facilities.	Improve quality to establish actual spare capacity. Explore feasibility of improving the site's ancillary provision.	FA, FF, WFA, Community Organisation	Local	M	M	M	Protect Enhance
173	Kington St Michael C of E Primary School	SN14 6LE	Football	Education	One poor quality mini 5v5 pitch that is unavailable for community use.	Improve quality to better accommodate curricular and extra-curricular demand.	FA, FF, WFA, Education	Local	L	S	L	Protect Enhance
179	Langley Burrell Playing Pitch	SN15 4LL	Football (Disused)	Trust	One disused youth 11v11 pitch with the site currently actively used for cricket.	No action is required.	-	-	-	-	-	-
179	Langley Burrell Playing Pitch	SN15 4LL	Cricket	Trust	A standard quality six wicket grass square with capacity to accommodate additional demand. Annual rented to Langley Burrell CC from Village Hall Trust. Accompanied by poor quality ancillary provision.	Sustain square quality with appropriate levels of maintenance. Look to secure a long term for Langley Burrell CC. Explore options to improve poor quality ancillary provision. Utilise spare capacity to accommodate future demand/alleviate shortfalls.	ECB, WCB, Trust	Local	M	S	L-M	Protect Enhance
214	Monkton Park Primary School	SN15 3PN	Football	Education	One poor quality mini 5v5 pitch that is unavailable for community use.	Improve quality to better accommodate curricular and extra-curricular demand.	FA, FF, WFA, Education	Local	L	S	L	Protect Enhance
250	Queen's Crescent Primary School	SN14 0QT	Football	Education	One poor quality mini 7v7 pitch that is unavailable for community use.	Improve quality to better accommodate curricular and extra-curricular demand.	FA, FF, WFA, Education	Local	L	S	L	Protect Enhance
268	Seagry C of E Primary School	SN15 5EX	Football	Education	One poor quality mini 7v7 pitch that is unavailable for community use.	Improve quality to better accommodate curricular and extra-curricular demand.	FA, FF, WFA, Education	Local	L	S	L	Protect Enhance
276	Sheldon School	SN14 6HJ	Football	Education	Four poor quality youth 11v11 pitches which are played to capacity.	Improve quality to better accommodate curricular and community demand.	FA, FF, WFA, Education	Local	L	S	L	Protect Enhance
276	Sheldon School	SN14 6HJ	Rugby Union	Education	Three poor quality senior rugby union pitches. Pitches are played to capacity from curricular use.	Improve quality of pitch through enhanced levels of demand for curricular and extracurricular use.	RFU, Education	Local	L	L	L	Protect Enhance

WILTSHIRE COUNCIL
PLAYING PITCH STRATEGY – COMMUNITY AREA PROFILES

Site ID	Site	Postcode	Sport	Management	Current status	Recommended actions	Partners	Site hierarchy tier	Priority	Timescales	Cost	Aim
276	Sheldon School	SN14 6HJ	Cricket	Education	A four wicket grass square accompanied by an NTP and a standalone NTP all of which is standard quality. The former provision is overplayed by five match equivalent sessions. Chippenham CC is in the process of obtaining a long term agreement on the provision. Once agreed the Club aspires to develop onsite ancillary provision.	As a priority secure long term tenure for Chippenham CC on the site. Improve square quality with enhanced levels of maintenance. If long term tenure is secured explore options to establish purpose built ancillary provision for the Club.	ECB, WCB, Education	Local	H	S	M	Protect Provide Enhance
302	St Marys RC Primary School	SN15 2AH	Football	Education	One poor quality mini 7v7 pitch that is unavailable for community use.	Improve quality to better accommodate curricular and extra-curricular demand.	FA, FF, WFA, Education	Local	L	S	L	Protect Enhance
310	Stanley Park Sports Ground	SN15 3RR	Football	Council	Three adult pitches, three youth 11v11 pitches, one youth 9v9 pitch, one mini 7v7 pitch and three mini 5v5 pitches, all of which are good quality. The adult pitches have actual spare capacity amounting to 1.5 match equivalent sessions per week, whilst the youth 9v9 pitch is overplayed by 1.5 match equivalent sessions per week.	Utilise actual spare capacity where it exists, via the transfer of demand from overplayed sites or via future demand. Consider transferring demand to sites with actual spare capacity to alleviate overplay.	FA, FF, WFA,	Key Centre	M	S	L	Protect
310	Stanley Park Sports Ground	SN15 3RR	3G	Council	One standard quality full size 3G pitch that is equipped with sports lighting. The pitch has exceeded its 10-year recommended lifespan and thus requires resurfacing. Planning permission (PL/2024/00325) for an additional 3G pitch at Stanley Park Sports Ground has recently been submitted.	Resurface the full size pitch before quality deteriorates further and ensure a sinking fund is in place for long-term sustainability. Support the plans for the construction of a new 3G pitch at the site.	FA, FF, WFA	Key Centre	H	S	H	Protect Enhance Provide
316	Sutton Benger C of E Aided Primary School	SN15 4RP	Football	Education	One poor quality mini 5v5 pitch that is unavailable for community use.	Improve quality to better accommodate curricular and extra-curricular demand.	FA, FF, WFA, Education	Local	L	S	L	Protect Enhance
317	Sutton Benger Recreation Ground	SN15 4RU	Rugby Union	Community Organisation	A standard quality senior pitch that is used by Sutton Benger RUFC for both match play and training (via portable lighting) demand. Actual spare capacity remains. No changing facilities are provided on site, with a nearby village hall instead accessed.	Retain spare capacity to sustain quality. Explore provision of dedicated changing facilities on site. Explore creation of permanent sports-lighting solution.	RFU, Community Organisation	Local	M	S	M	Protect Enhance
317	Sutton Benger Recreation Ground	SN15 4RU	Cricket	Community Organisation	A standard quality grass square with five wickets that has spare capacity for additional demand. Used by Sutton Benger CC.	Sustain square quality with appropriate maintenance. Utilise spare capacity to accommodate future demand/alleviate shortfalls. Ensure tenure is secure for Sutton Benger CC.	ECB, WCB, Community Organisation	Local	L	L	L	Protect

WILTSHIRE COUNCIL
PLAYING PITCH STRATEGY – COMMUNITY AREA PROFILES

Site ID	Site	Postcode	Sport	Management	Current status	Recommended actions	Partners	Site hierarchy tier	Priority	Timescales	Cost	Aim
331	The Green	SN15 4BG	Cricket	Christian Malford Village Parish Council	A good quality seven wicket grass square with capacity for additional demand. Christian Malford CC annually rents from the Parish Council. Accompanied by poor quality practice facilities.	Sustain square quality with appropriate maintenance. Utilise spare capacity to accommodate future demand/alleviate shortfalls. Explore options to improve poor quality ancillary provision.	ECB, WCB, Parish Council	Local	L	S	L	Protect
381	Yatton Keynell Jubilee Playing Field	SN14 7BD	Football	Sports Club	One poor quality youth 11v11 pitch that has spare capacity discounted due to poor pitch quality. The site is serviced with poor quality ancillary facilities.	Improve quality to establish actual spare capacity for clubs. Explore feasibility of improving the site's ancillary provision.	FA, FF, WFA, Sports Club	Local	M	M	M	Protect Enhance

WILTSHIRE COUNCIL PLAYING PITCH STRATEGY – COMMUNITY AREA PROFILES

Area 5: Corsham

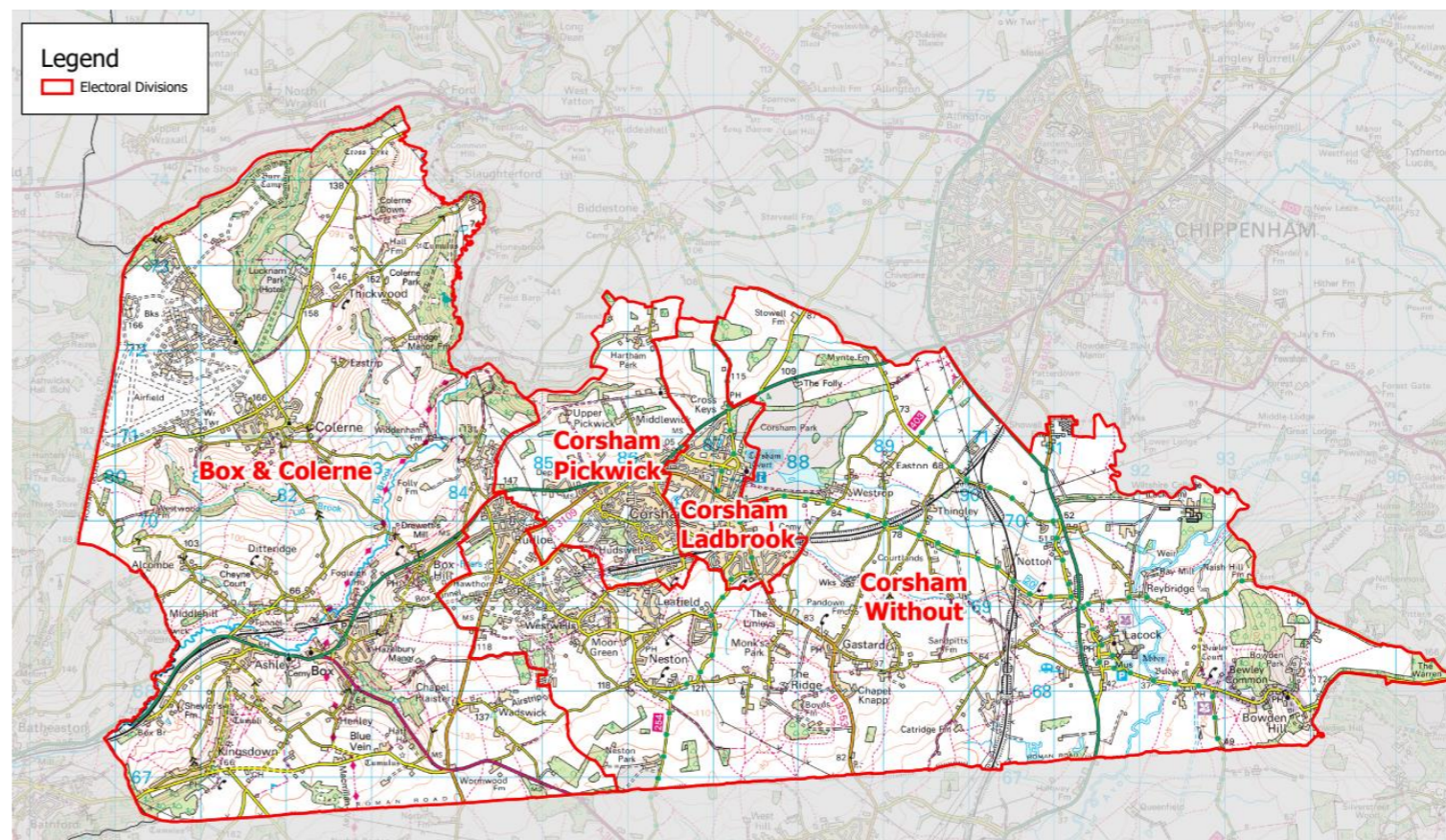
The Corsham Community Area covers countryside in the north-west of the County of Wiltshire. It comprises the historic market town of Corsham and the large parishes of Box, Colerne and Lacock and encompasses many small rural settlements. The area is a popular location for commuters to Bath, Chippenham and Bristol. The A4 from Bristol to London runs through Corsham and provides links with the nearby town of Chippenham and the city of Bath.

Table 5.1: Population in Corsham

Area (7,652 hectares)	Current population	Future population (ONS-based 2038 projections)	Housing growth (dwellings) in Local Plan (2020-2038)
Corsham	21,877	23,123	811

Table 5.2: Pitch sport team numbers in Corsham

Sport	Team gender	Age band	No. of teams	Current population
Football	Mens	16-45	7	3,510
Football	Womens	16-45	1	3,406
Football	Boys	12-15	9	564
Football	Girls	12-15	3	554
Football	Boys	10-11	7	316
Football	Girls	10-11	1	297
Football	Mixed	8-9	9	610
Football	Mixed	6-7	7	567
Cricket	Mens	18-55	11	4,718
Cricket	Womens	18-55	2	4,805
Cricket	Boys	7-18	4	1,685
Cricket	Girls	7-18	0	1,667
Rugby Union	Mens	19-45	3	3,144
Rugby Union	Womens	19-45	0	3,040
Rugby Union	Boys	13-18	4	778
Rugby Union	Girls	13-18	0	779
Rugby Union	Mixed	7-12	11	1,793
Rugby League	Mens	19-45	0	3,144
Rugby League	Womens	19-45	0	3,040
Rugby League	Boys	12-18	0	928
Rugby League	Girls	12-18	0	920
Rugby League	Mixed	7-11	0	1,502
Hockey	Mens	17-55	2	4,841
Hockey	Womens	17-55	5	4,918
Hockey	Boys	14-16	0	409
Hockey	Girls	14-16	0	391
Hockey	Boys	11-13	2	442
Hockey	Girls	11-13	1	453
Hockey	Mixed	5-10	2	1,731



WILTSHIRE COUNCIL
PLAYING PITCH STRATEGY – COMMUNITY AREA PROFILES

Key grass pitch sport sites

Table 5.3: Key grass pitch sites in Corsham and their pitches

Site ID	Site name	Adult football	Youth 11v11 football	Youth 9v9 football	Mini 7v7 football	Mini 5v5 football	Cricket squares	Senior rugby	Junior rugby	Mini rugby
137	Green Lane Recreation Centre	-	-	1	1	1	-	-	-	-
184	Leafy Lane Playing Fields	2	2	2	3	3	1	-	-	-

AGP provision

Table 5.4: AGPs identified in Corsham

Site ID	Site name	Community use	Number of pitches	Pitch size	Sports lighting?	Pitch surface	Pitch quality
184	Leafy Lane Playing Fields	Yes	1	Half Size	Yes	Medium Pile 3G	Standard
286	Springfield Community Campus	Yes	1	Full Size	Yes	Sand Filled	Standard

Sport by sport overview

- Football** – actual spare capacity is identified on adult and mini 5v5 pitches at Box Recreation Ground, Lacock Recreation Ground and Leafy Lane Playing Fields whilst overplay is identified on youth 11v11 and youth 9v9 pitches, also at Corsham Town Football Club and Leafy Lane Playing Fields. Mini 7v7 pitches are played to capacity. No additional teams are expected to be generated through population growth alone. AFC Corsham is the only key club identified in the area.
- 3G** – with no full size 3G pitches currently provided in Corsham, there is deemed to be a shortfall of one full size 3G pitch based on the FA’s training model.
- Cricket** – overplay is identified at all peak times for cricket in the Corsham Analysis Area. Box and Corsham cricket clubs are the key clubs identified in the area.
- Rugby** – pitches in Corsham are overplayed by three match equivalent sessions per week identified at both Colerne Rugby Football Club (Higgins Field) and Corsham RUFC.
- Hockey** – there is actual spare capacity of one match equivalent session per week identified in the Corsham Analysis Area located at Springfield Community Campus. Corsham HC is the only club identified playing in Corsham.

Population growth

Based on population projections to 2038 (the period to which this assessment projects population based future demand), Sport England’s Playing Pitch Calculator can estimate the likely additional demand for grass rugby union pitches that will arise from any growth. This is by using the current and future populations in each of the relevant age groups together with the current team numbers, with team generation rates then established to understand how much growth is required to establish one new team.

For reference, the total current population in Wiltshire of 515,363 will increase to 541,068 by 2038. This is an increase of 25,704 people. The table below shows the number of new teams projected to be generated by the new population in Corsham and the requisite match equivalent sessions it will create. Please, however, note that this does include population increases linked to housing growth, which is instead covered separately following the table.

Table 5.5: Corsham team generation rates

Sport	Team Gender	Team generation rate	Population Increase	Additional teams	Additional matches per week	Additional pitches required ⁷
Football	Mens	501.44	197.9	0.39	0.20	0.10
Football	Womens	3,405.94	192.03	0.06	0.03	0.02
Football	Boys	62.7	31.82	0.51	0.26	0.13
Football	Girls	184.76	31.25	0.17	0.09	0.04
Football	Boys	45.21	17.84	0.39	0.20	0.10
Football	Girls	296.7	16.73	0.06	0.03	0.02
Football	Mixed	67.77	34.39	0.51	0.26	0.06

⁷ Assuming additional pitches provided would be of standard quality.

WILTSHIRE COUNCIL
PLAYING PITCH STRATEGY – COMMUNITY AREA PROFILES

Sport	Team Gender	Team generation rate	Population Increase	Additional teams	Additional matches per week	Additional pitches required ⁷
Football	Mixed	80.95	31.95	0.39	0.20	0.05
Cricket	Mens	428.89	265.99	0.62	0.31	0.08
Cricket	Womens	2,402.66	270.93	0.11	0.06	0.01
Cricket	Boys	421.24	95	0.23	0.12	0.03
Cricket	Girls	-	94	-	-	-
Rugby Union	Mens	1,048.04	177.27	0.17	0.09	0.04
Rugby Union	Womens	-	171.41	-	-	-
Rugby Union	Boys	194.57	43.88	0.23	0.12	0.06
Rugby Union	Girls	-	43.93	-	-	-
Rugby Union	Mixed	163.02	101.1	0.62	0.31	0.16
Rugby League	Mens	-	177.27	-	-	-
Rugby League	Womens	-	171.41	-	-	-
Rugby League	Boys	-	52.31	-	-	-
Rugby League	Girls	-	51.85	-	-	-
Rugby League	Mixed	-	84.68	-	-	-
Hockey	Mens	2,420.48	272.94	0.11	0.06	0.01
Hockey	Womens	983.66	277.3	0.28	0.14	0.04
Hockey	Boys	-	23.05	-	-	-
Hockey	Girls	-	22.02	-	-	-
Hockey	Boys	221	24.92	0.11	0.06	0.01
Hockey	Girls	452.73	25.53	0.06	0.03	0.01
Hockey	Mixed	865.43	97.59	0.11	0.06	0.01

As seen in the table above, no additional teams are expected to be generated through population growth alone in the Corsham Analysis Area.

Housing growth

The anticipated population increase over the 14 year period (2038) equates to 2.21 match equivalent sessions of demand per week for grass pitch sports, 0.50 match equivalent sessions on hockey suitable AGP and 13.96 match equivalent sessions of demand per season for cricket. Training demand equates to 3.57 hours of use per week for football on 3G pitches and 1.16 hours on hockey suitable AGP.

Table 5.6: Demand for grass pitch sports generated from a population increase of 1,865.

Pitch sport	Estimated demand by sport	
	Match demand per week	Training demand
Adult football	0.36	3.57 hours
Youth football	0.83	As above
Mini soccer	0.60	As above
Rugby union	0.42	0.53 equivalent sessions
Rugby league	0.00	0.00 match equivalent sessions
Adult hockey	0.30	0.89 hours
Junior & mixed hockey	0.20	0.27 hours
Cricket	13.96	-

The table below translates estimated demand into new pitch provision with associated capital and lifestyle costs.

WILTSHIRE COUNCIL
PLAYING PITCH STRATEGY – COMMUNITY AREA PROFILES

Table 5.7: Estimated demand and costs for new pitch provision

Pitch type	Estimated demand and costs for new pitches			Changing rooms	
	Number of pitches to meet demand	Capital cost	Lifecycle Cost (per annum)	Number	Capital cost
Adult football	0.36	£39,932	£7,867	0.71	£142,485
Youth football	0.83	£75,934	£15,339	1.04	£207,922
Mini soccer	0.60	£18,411	£3,645	0.00	£0
Rugby union	0.42	£71,174	£13,167	0.85	£169,308
Rugby league	0.00	£0	£0	0.00	£0
Cricket	0.33	£116,031	£21,350	0.66	£132,006
Sand AGPs	0.08	£75,680	£1,968	0.16	£31,268
3G pitches	0.09	£109,225	£3,213	0.19	£37,606
Total	2.71	£506,387	£66,548	3.60	£720,595

Overall, an additional 2.71 pitches would be required to meet additional demand arising from a population increase of 1,865. This would require an expected capital cost of £506,387 and a lifecycle cost per annum of £66,548.

Action Plan

Site ID	Site	Postcode	Sport	Management	Current status	Recommended actions	Partners	Site hierarchy tier	Priority	Timescales	Cost	Aim
21	Azimghur Barracks	SN14 8QY	Football	MOD	Two standard quality adult pitches that are unavailable for community use.	No action required.	FA, FF, WFA, MOD	-	-	-	-	-
21	Azimghur Barracks	SN14 8QY	Rugby Union	MOD	One standard quality senior pitch that is unavailable for community use.	No action required.	RFU, MOD	-	-	-	-	-
43	Box Recreation Ground	SN13 8NT	Football	Council	One good quality adult pitch. Actual spare capacity of one match equivalent session at peak time. Accompanying ancillary provision of standard quality	Consider potential rationalisation of provision to contribute to a hub site. If not feasible improve pitch quality with enhanced levels of maintenance.	FA, FF, WFA	Local	L	L	L	Protect Enhance
43	Box Recreation Ground	SN13 8NT	Cricket	Council	One good quality adult pitch that has actual spare capacity amounting to one match equivalent session per week.	Utilise actual spare capacity where it exists, via the transfer of demand from overplayed sites or via future demand.	ECB, WCB	Local	L	S	L	Protect
43	Box Recreation Ground	SN13 8NT	Cricket	Council	A standard quality eight wicket grass square accompanied by a NTP that has not a capacity for additional demand. Used Box CC.	Improve square quality with enhanced levels of maintenance. Ensure Box CC has long term security of tenure.	ECB, WCB	Local	L	S	L	Protect Enhance
81	Colerne Rugby Football Club (Higgins Field)	SN14 8AT	Rugby Union	Sports Club	One standard quality senior pitch with sports lighting and actual spare capacity. Accompanied by good quality ancillary provision.	Improve pitch quality with enhanced levels of maintenance.	RFU, Sports Club	Local	L	L	L	Protect Enhance

WILTSHIRE COUNCIL
PLAYING PITCH STRATEGY – COMMUNITY AREA PROFILES

Site ID	Site	Postcode	Sport	Management	Current status	Recommended actions	Partners	Site hierarchy tier	Priority	Timescales	Cost	Aim
85	Corsham Cricket Club	SN13 9EU	Cricket	Sports club	One good quality grass square with 13 wickets overplayed by 22 match equivalent sessions. Leased to Corsham CC.	Sustain square quality with appropriate levels of maintenance. Explore options to alleviate overplay including installing an NTP, hybrid wickets and/or transferring partial demand to a site with spare capacity. Support plans to expand the footprint of the pavilion.	ECB, WCB, Sports Club	Local	M	S	M	Protect Enhance Provide
86	Corsham Primary School	SN13 9YW	Football	Education	Two poor quality mini 5v5 pitches that are unavailable for community use.	Improve quality to better accommodate curricular and extra-curricular demand.	FA, FF, WFA, Education	Local	L	S	L	Protect
88	Corsham Rugby Club	SN13 9QG	Rugby Union	Sports Club	Two standard quality senior pitches, one of which has sports lighting. All pitches are overplayed. Accompanied by good quality ancillary provision.	Improve pitch quality with enhanced levels of maintenance. Explore installation of additional sports lighting to enable dispersion of training demand across the site.	RFU, Sports Club	Local	L	S	L	Protect Enhance
89	Corsham Town Football Club	SN13 9HS	Football	Sports Club	One poor quality adult pitch that is overplayed by 0.5 match equivalent session per week. The site is serviced with poor quality ancillary facilities. The site is home to Corsham Town FC (Step 5).	Improve quality to alleviate overplay. Explore feasibility of improving ancillary provision.	FA, FF, WFA, Sports Club	Local	M	M	M	Protect Enhance
137	Green Lane Recreation Centre	SN14 8AU	Football	Council	One youth 9v9 pitch, one mini 7v7 pitch and one mini 5v5 pitch, all of which are poor quality and have spare capacity discounted due to poor pitch quality. The site is serviced with poor quality ancillary facilities.	Consider potential rationalisation of provision to contribute to a hub site. If not feasible improve pitch quality with enhanced levels of maintenance.	FA, FF, WFA	Local	L	L	L	Protect Enhance
175	Lacock Recreation Ground	SN15 2LQ	Football	Lacock Parish Council	One standard quality adult pitch that has actual spare capacity amounting to one match equivalent session per week.	Consider potential rationalisation of provision to contribute to a hub site. If not feasible improve pitch quality with enhanced levels of maintenance.	FA, FF, WFA, Parish Council	Local	L	L	L	Protect
175	Lacock Recreation Ground	SN15 2LQ	Cricket	Lacock Parish Council	A standard quality grass square with six wickets that has spare capacity for additional demand. Used by Lacock CC.	Improve square quality with enhanced levels of maintenance. Ensure Lacock CC has long term security of tenure.	ECB, WCB, Parish Council	Local	L	S	L	Protect Enhance

WILTSHIRE COUNCIL
PLAYING PITCH STRATEGY – COMMUNITY AREA PROFILES

Site ID	Site	Postcode	Sport	Management	Current status	Recommended actions	Partners	Site hierarchy tier	Priority	Timescales	Cost	Aim
184	Leafy Lane Playing Fields	SN13 0JY	Football	Trust	Two youth 11v11 pitches, one youth 9v9 pitch, one mini 7v7 pitch and one mini 5v5 pitch, all of which are good quality. Two adult pitches, one mini 7v7 pitch and one mini 5v5 pitch, all of which are standard quality. One youth 9v9 pitch, one mini 7v7 pitch and one mini 5v5 pitch, all of which are poor quality. The two adult pitches, two youth 9v9 pitches, two mini 7v7 pitches and two mini 5v5 pitches each have actual spare capacity totalling 4.5 match equivalent sessions per week. One of the youth 9v9 pitches is overplayed by 0.5 match equivalent sessions per week.	Utilise actual spare capacity where it exists, via the transfer of demand from overplayed sites or via future demand. Improve quality to alleviate overplay where it exists.	FA, FF, WFA, Trust	Key Centre	M	S	L	Protect
184	Leafy Lane Playing Fields	SN13 0JY	3G	Trust	One smaller size 3G pitch that is equipped with sports lighting. There are currently plans to extend the pitch to a youth 9v9 sized 3G pitch. The pitch has exceeded its 10-year recommended lifespan and thus requires resurfacing.	Resurface pitch to improve quality and ensure a sinking fund is in place for long-term sustainability. Support the plans for the extension of the current 3G pitch at the site, or the development of a new 3G pitch.	FA, FF, WFA, Trust	Key Centre	H	S	H	Protect Enhance Provide
184	Leafy Lane Playing Fields	SN13 0JY	Cricket	Trust	A standalone NTP.	Improve quality as required and retain as current use.	ECB, WCB, Trust	Local	L	L	L	Protect
207	Meriton Avenue Recreation Ground	SN13 0BP	Football (Disused)	Council	Disused site which previously accommodated one youth 11v11 pitch. Last actively marked out circa 2016.	Explore feasibility of bringing the playing field back into use given local shortfalls and ensure replacement provision is provided in line with national planning policy should a proposal come forward that will result in permanent loss.	FA, FF, WFA	Local	L	L	L	Protect
216	Neston Recreation Ground	SN13 9SN	Football (Recreational)	Council	One mini 5v5 pitch not actively marked. Used for recreational demand.	Explore the feasibility of bringing the pitch back into use for affiliated demand from the community.	FA, FF, WFA	Local	L	L	L	Protect
224	Notton House School	SN15 2NF	Football	Education	One youth 11v11 pitch and one mini 5v5 pitch, both of which are standard quality and have spare capacity discounted due to unsecure tenure. The site is serviced with poor quality ancillary facilities.	Seek to provide a community use agreement, enabling security of tenure for clubs and establishing actual spare capacity at the site. Explore feasibility of improving ancillary provision.	FA, FF, WFA, Education	Local	M	M	M	Protect
256	Rudloe Recreation Ground (Closed)	SN13 0LZ	Football (Recreational)	Council	One mini 5v5 pitch not actively marked. Used for recreational demand.	Explore the feasibility of bringing the pitch back into use for affiliated demand from the community.	FA, FF, WFA	Local	L	L	L	Protect

WILTSHIRE COUNCIL
PLAYING PITCH STRATEGY – COMMUNITY AREA PROFILES

Site ID	Site	Postcode	Sport	Management	Current status	Recommended actions	Partners	Site hierarchy tier	Priority	Timescales	Cost	Aim
286	Springfield Community Campus	SN13 9DN	Hockey	Council	One standard quality full size pitch that is equipped with sports lighting. The pitch has exceeded its 10-year recommended lifespan and thus requires resurfacing.	Resurface the full size pitch before quality deteriorates further and ensure a sinking fund is in place for long-term sustainability.	EH	Local	H	S	H	Protect Enhance Provide
325	The Corsham School	SN13 9DF	Football	Education	Two poor quality adult pitches that are unavailable for community use.	Improve quality and explore community use options.	FA, FF, WFA, Education	Local	L	S	L	Protect
325	The Corsham School	SN13 9DF	Rugby Union	Education	Two poor quality senior pitches that are unavailable for community use.	Improve quality for continued school use.	RFU, Education	Local	L	L	L	Protect Enhance
374	Wiltshire College Lackham	SN15 2NY	Football	Education	One standard quality adult pitch that is unavailable for community use.	Explore community use options.	FA, FF, WFA, Education	Local	L	S	L	Protect

WILTSHIRE COUNCIL PLAYING PITCH STRATEGY – COMMUNITY AREA PROFILES

Area 6: Devizes

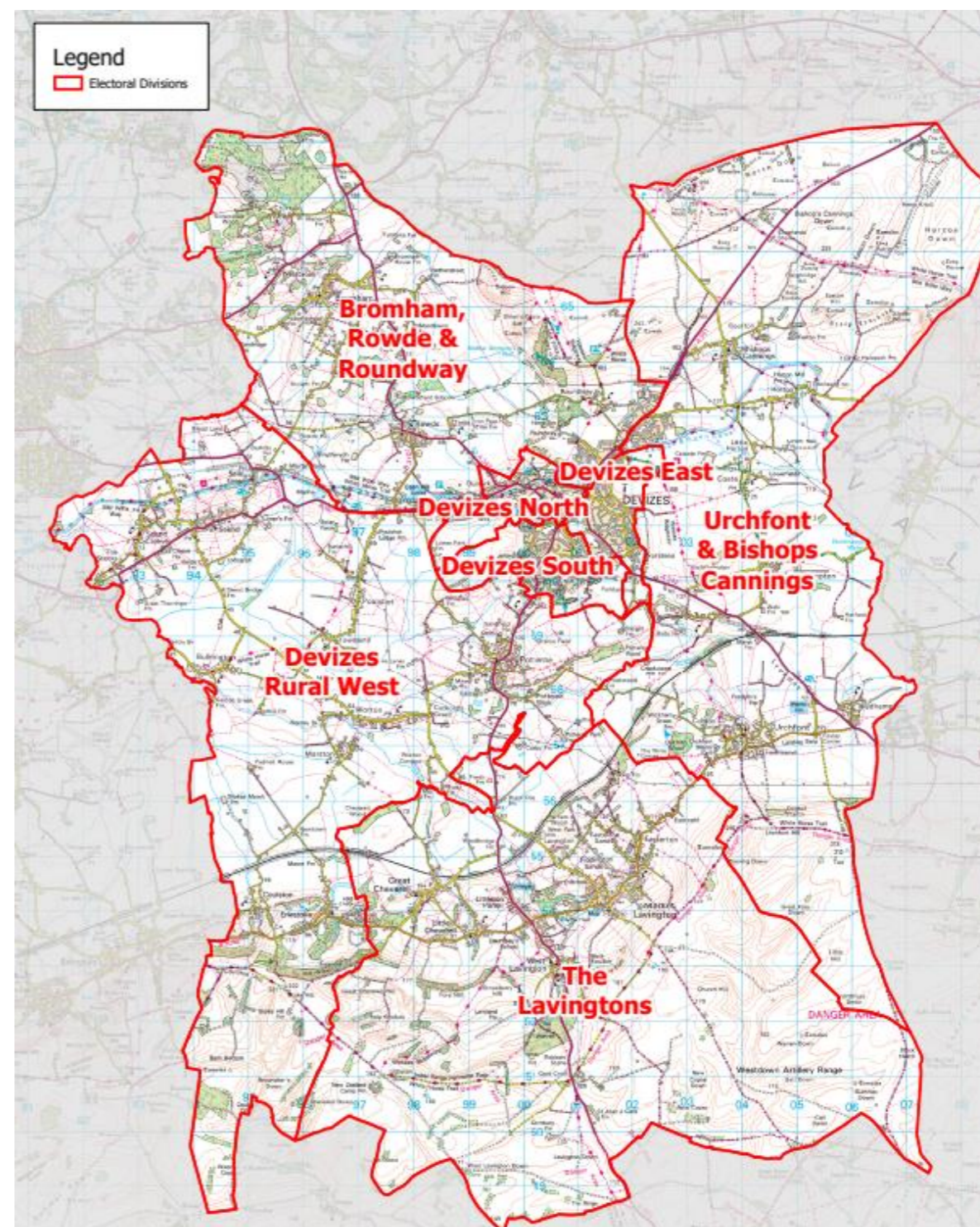
The Devizes Community Area covers mainly rural countryside in the middle of the County of Wiltshire. The one major settlement is the ancient market town of Devizes. Whilst some of the villages surrounding it, such as the Lavingtons, are large enough to have their own secondary school and shops, the hinterland is mainly one of small villages and farms and is rural in nature. Devizes acts as the main service centre for the community area.

Table 6.1: Population in Devizes

Area (21,642 hectares)	Current population	Future population (ONS-based 2038 projections)	Housing growth (dwellings) in Local Plan (2020-2038)
Devizes	33,980	35,915	1,431

Table 6.2: Pitch sport team numbers in Devizes

Sport	Team gender	Age band	No. of teams	Current population
Football	Mens	16-45	17	5,224
Football	Womens	16-45	0	4,866
Football	Boys	12-15	13	885
Football	Girls	12-15	2	900
Football	Boys	10-11	9	411
Football	Girls	10-11	3	397
Football	Mixed	8-9	12	733
Football	Mixed	6-7	7	702
Cricket	Mens	18-55	21	7,251
Cricket	Womens	18-55	2	7,087
Cricket	Boys	7-18	3	2,401
Cricket	Girls	7-18	2	2,382
Rugby Union	Mens	19-45	2	4,635
Rugby Union	Womens	19-45	1	4,315
Rugby Union	Boys	13-18	3	1,255
Rugby Union	Girls	13-18	2	1,231
Rugby Union	Mixed	7-12	6	2,298
Rugby League	Mens	19-45	0	4,635
Rugby League	Womens	19-45	0	4,315
Rugby League	Boys	12-18	0	1,473
Rugby League	Girls	12-18	0	1,453
Rugby League	Mixed	7-11	0	1,859
Hockey	Mens	17-55	4	7,428
Hockey	Womens	17-55	2	7,267
Hockey	Boys	14-16	1	669
Hockey	Girls	14-16	1	701
Hockey	Boys	11-13	2	644
Hockey	Girls	11-13	2	589
Hockey	Mixed	5-10	3	2,168



WILTSHIRE COUNCIL
PLAYING PITCH STRATEGY – COMMUNITY AREA PROFILES

Key grass pitch sport sites

Table 6.3: Key grass pitch sites in Devizes and their pitches

Site ID	Site name	Adult football	Youth 11v11 football	Youth 9v9 football	Mini 7v7 football	Mini 5v5 football	Cricket squares	Senior rugby	Junior rugby	Mini rugby
136	Green Lane Playing Fields	1	1	1	-	-	-	-	-	-
328	The Elisha Field	-	1	-	2	1	-	-	-	-

AGP provision

Table 6.4: AGPs identified in Devizes

Site ID	Site name	Community use	Number of pitches	Pitch size	Sports lighting?	Pitch surface	Pitch quality
98	Dauntsey's School	Yes	1	Full Size	Yes	Sand Filled	Standard
98	Dauntsey's School	Yes	1	Full Size	No	Sand Dressed	Standard
98	Dauntsey's School	Yes	1	Half Size	No	Sand Dressed	Standard
103	Devizes School	No-disused	1	Full Size	Yes	Sand Filled	Poor
136	Green Lane Playing Fields	Yes	1	Full Size	Yes	Medium Pile 3G	Standard

Sport by sport overview

- Football** – overplay is identified on adult, youth 11v11 and youth 9v9 pitches across five sites whilst mini 7v7 and mini 5v5 pitches are played to capacity. One additional adult team is expected to be generated through population growth alone. Key clubs in the area include Bishops Cannings, Devizes Town Youth and Worton & Cheverell Youth football clubs.
- 3G** – with one full size 3G pitch currently provided in Devizes, there is deemed to be a shortfall of 0.5 full size 3G pitches based on the FA’s training model.
- Cricket** – overplay is identified for Saturday cricket whilst actual spare capacity is identified for Sunday and midweek cricket. Potterne and Devizes are identified as key cricket clubs in the area.
- Rugby** – pitches in Devizes are overplayed by 2.5 match equivalent sessions per week identified at Devizes Sports Club. All rugby union demand in Devizes is from Devizes RUFC.
- Hockey** – there is actual spare capacity of four match equivalent sessions per week identified in the Devizes Analysis Area located at Dauntsey’s School. Devizes HC is the only club identified playing in Devizes.

Population growth

Based on population projections to 2038 (the period to which this assessment projects population based future demand), Sport England’s Playing Pitch Calculator can estimate the likely additional demand for grass rugby union pitches that will arise from any growth. This is by using the current and future populations in each of the relevant age groups together with the current team numbers, with team generation rates then established to understand how much growth is required to establish one new team.

For reference, the total current population in Wiltshire of 515,363 will increase to 541,068 by 2038. This is an increase of 25,704 people. The table below shows the number of new teams projected to be generated by the new population in Devizes and the requisite match equivalent sessions it will create. Please, however, note that this does include population increases linked to housing growth, which is instead covered separately following the table.

Table 6.5: Devizes team generation rates

Sport	Team Gender	Team generation rate	Population Increase	Additional teams	Additional matches per week	Additional pitches required ⁸
Football	Mens	307.29	294.52	0.96	0.48	0.24
Football	Womens	-	274.36	-	-	-
Football	Boys	68.09	49.91	0.73	0.37	0.18
Football	Girls	450.15	50.76	0.11	0.06	0.03
Football	Boys	45.68	23.18	0.51	0.26	0.13

⁸ Assuming additional pitches provided would be of standard quality.

WILTSHIRE COUNCIL
PLAYING PITCH STRATEGY – COMMUNITY AREA PROFILES

Sport	Team Gender	Team generation rate	Population Increase	Additional teams	Additional matches per week	Additional pitches required ⁸
Football	Girls	132.35	22.39	0.17	0.09	0.04
Football	Mixed	61.11	41.34	0.68	0.34	0.09
Football	Mixed	100.28	39.58	0.39	0.20	0.05
Cricket	Mens	345.3	408.83	1.18	0.59	0.15
Cricket	Womens	3,543.51	399.57	0.11	0.06	0.01
Cricket	Boys	800.17	135.34	0.17	0.09	0.02
Cricket	Girls	1,191.03	134.3	0.11	0.06	0.01
Rugby Union	Mens	2,317.63	261.34	0.11	0.06	0.03
Rugby Union	Womens	4,314.82	243.27	0.06	0.03	0.02
Rugby Union	Boys	418.39	70.77	0.17	0.09	0.04
Rugby Union	Girls	615.43	69.4	0.11	0.06	0.03
Rugby Union	Mixed	382.94	129.54	0.34	0.17	0.09
Rugby League	Mens	-	261.34	-	-	-
Rugby League	Womens	-	243.27	-	-	-
Rugby League	Boys	-	83.06	-	-	-
Rugby League	Girls	-	81.94	-	-	-
Rugby League	Mixed	-	104.82	-	-	-
Hockey	Mens	1,856.99	418.79	0.23	0.12	0.03
Hockey	Womens	3,633.54	409.72	0.11	0.06	0.01
Hockey	Boys	669.32	37.74	0.06	0.03	0.01
Hockey	Girls	700.86	39.51	0.06	0.03	0.01
Hockey	Boys	321.85	36.29	0.11	0.06	0.01
Hockey	Girls	294.72	33.23	0.11	0.06	0.01
Hockey	Mixed	722.67	122.23	0.17	0.09	0.02

As seen in the table above, one additional adult team is expected to be generated through population growth alone in the Devizes Analysis Area.

Housing growth

The anticipated population increase over the 14 year period (2038) equates to 3.77 match equivalent sessions of demand per week for grass pitch sports, 0.76 match equivalent sessions on hockey suitable AGP and 27.14 match equivalent sessions of demand per season for cricket. Training demand equates to 6.57 hours of use per week for football on 3G pitches and 1.44 hours on hockey suitable AGP.

Table 6.6: Demand for grass pitch sports generated from a population increase of 1,865.

Pitch sport	Estimated demand by sport	
	Match demand per week	Training demand
Adult football	0.90	6.57 hours
Youth football	1.35	As above
Mini soccer	1.03	As above
Rugby union	0.49	0.57 equivalent sessions
Rugby league	0.00	0.00 match equivalent sessions
Adult hockey	0.30	0.90 hours
Junior & mixed hockey	0.46	0.54 hours
Cricket	27.14	-

The table below translates estimated demand into new pitch provision with associated capital and lifestyle costs.

WILTSHIRE COUNCIL
PLAYING PITCH STRATEGY – COMMUNITY AREA PROFILES

Table 6.7: Estimated demand and costs for new pitch provision

Pitch type	Estimated demand and costs for new pitches			Changing rooms	
	Number of pitches to meet demand	Capital cost	Lifecycle Cost (per annum)	Number	Capital cost
Adult football	0.90	£101,066	£19,910	1.80	£360,623
Youth football	1.35	£123,887	£25,025	1.45	£290,735
Mini soccer	1.03	£31,658	£6,268	0.00	£0
Rugby union	0.49	£82,143	£15,196	0.98	£195,401
Rugby league	0.00	£0	£0	0.00	£0
Cricket	0.65	£228,352	£42,017	1.30	£259,792
Sand AGPs	0.17	£161,292	£4,194	0.33	£66,639
3G pitches	0.17	£201,034	£5,913	0.35	£69,216
Total	4.76	£929,432	£118,523	6.21	£1,242,406

Overall, an additional 4.76 pitches would be required to meet additional demand arising from a population increase of 3,291. This would require an expected capital cost of £929,432 and a lifecycle cost per annum of £118,523.

Action Plan

Site ID	Site	Postcode	Sport	Management	Current status	Recommended actions	Partners	Site hierarchy tier	Priority	Timescales	Cost	Aim
35	Bishops Cannings School C of E Aided Primary School	SN10 2LD	Football	Education	Two poor quality mini 5v5 pitches that are unavailable for community use.	Improve quality to better accommodate curricular and extra-curricular demand.	FA, FF, WFA, Education	Local	L	S	L	Protect Enhance
54	Bromham Jubilee Field	SN15 2JB	Football	Sports Club	One poor quality adult pitch that has spare capacity discounted due to poor pitch quality. The site is serviced with poor quality ancillary facilities.	Improve quality to establish actual spare capacity for clubs. Explore feasibility of improving the site's ancillary provision.	FA, FF, WFA, Sports Club	Local	M	M	M	Protect Enhance
98	Dauntsey's School	SN10 4HE	Football	Education	Five adult pitches and two youth 9v9 pitches, all of which are good quality and unavailable for community use.	Explore community use options.	FA, FF, WFA, Education	Local	L	S	L	Protect
98	Dauntsey's School	SN10 4HE	Cricket	Education	Five good quality grass cricket squares none of which are available for community use.	Sustain square quality as appropriate and retain as current use.	ECB, WCB, Education	Local	L	L	L	Protect
98	Dauntsey's School	SN10 4HE	Hockey	Education	Two standard quality full size pitches, both of which are available for community use. However, only one of the pitches is equipped with sports lighting. One smaller size pitch that is available for community use but is without sports lighting. Both pitches have exceeded their 10-year recommended lifespan and thus require resurfacing.	Resurface both full size pitches before quality deteriorates further and ensure a sinking fund is in place for long-term sustainability.	EH, Education	Local	H	S	H	Protect Enhance Provide
99	Davis Field	SN10 4AN	Football	Sports Club	One adult pitch and one mini 7v7 pitch, both of which are poor quality and have spare capacity discounted due to poor pitch quality. The site is without ancillary provision.	Improve quality to establish actual spare capacity for clubs.	FA, FF, WFA, Sports Club	Local	M	S	L	Protect Enhance

WILTSHIRE COUNCIL
PLAYING PITCH STRATEGY – COMMUNITY AREA PROFILES

Site ID	Site	Postcode	Sport	Management	Current status	Recommended actions	Partners	Site hierarchy tier	Priority	Timescales	Cost	Aim
103	Devizes School	SN10 3AG	Football	Education	One adult pitch and one youth 9v9 pitch, both of which are poor quality and unavailable for community use. An aspiration exists for a new clubhouse at the site.	Improve quality and explore community use options. Support plans to establish a new clubhouse provided it meets national planning policy requirements.	FA, FF, WFA, Education	Local	L	S	L	Protect Enhance
103	Devizes School	SN10 3AG	Rugby Union	Education	Two poor quality senior pitches. Played to capacity by curricular demand. An aspiration exists for a new clubhouse at the site.	Improve quality for continued curricular and extracurricular demand. Support plans to establish a new clubhouse provided it meets national planning policy requirements.	RFU, Education	Local	L	L	L	Protect Enhance
103	Devizes School	SN10 3AG	Hockey (Disused)	Education	One disused full size pitch that has been out of use since 2020. Devizes HC aspires to bring demand back to the site however, until resurfaced, this cannot be done. The Club suggests that currently neither the Council nor the School believe that they are responsible for the replacement of the surface. Previously, a pre-application was submitted which included resurfacing the pitch as a Gen2, and an aspiration exists to provide a new clubhouse.	Resurface the pitch and bring back into use for Devizes HC. Work together with the School, Club and Council to establish responsibility for resurfacing of the surface. Once replaced set in place a sinking fund to ensure the pitch does not fall into disrepair and access lost in the future. Support plans to establish a new clubhouse provided it meets national planning policy requirements.	EH, Education, Sports Club, Council	Local	H	S	H	Protect Enhance Provide
104	Devizes Sports Club	SN10 2DL	Cricket	Sport Club	Two grass squares one with 14 wickets and the other with four wickets accompanied by an NTP. The former square is good quality and has capacity for additional play. The latter square is overplayed by one match equivalent sessions. Devizes CC is looking to build its own cricket ancillary facilities away from the current provision operated by Devizes RFC. It is also looking to protect its second square with perimeter fencing.	Sustain good quality square with appropriate maintenance. Improve levels of maintenance on the second square in order to alleviate overplay. Explore the potential of creating a purpose built ancillary provision for the cricket club. Explore options to protect the second square.	ECB, WCB, Sports Club	Key Centre	M	M	L	Protect Provide Enhance
104	Devizes Sports Club	SN10 2DL	Rugby Union	Sport Club	Two standard quality senior pitches, of which one has sports lighting. All pitches are overplayed. Accompanied by good quality ancillary provision.	Improve pitch quality with enhanced levels of maintenance. Explore installation of additional sports lighting to enable dispersion of training demand across the site.	RFU, Sports Club	Key Centre	L	L	L	Protect Enhance
109	Downland School	SN10 5EF	Football	Education	One poor quality mini 5v5 pitch that is unavailable for community use.	Improve quality to better accommodate curricular and extra-curricular demand.	FA, FF, WFA, Education	Local	L	S	L	Protect Enhance

WILTSHIRE COUNCIL
PLAYING PITCH STRATEGY – COMMUNITY AREA PROFILES

Site ID	Site	Postcode	Sport	Management	Current status	Recommended actions	Partners	Site hierarchy tier	Priority	Timescales	Cost	Aim
118	Erlestoke & Coulston Cricket Club	SN10 5TX	Cricket	Sports Club	A good quality square with ten wickets that has spare capacity to accommodate additional demand, The site has a poor quality practice lane.	Sustain square quality with appropriate levels of maintenance. Explore options to improve practice facilities. Support plans to replace the pavilion.	ECB, WCB, Sports Club	Local	L	L	L	Protect Enhance
125	Five Lanes CE (VA) Primary School (Worton Site)	SN10 5SE	Football	Education	One poor quality mini 5v5 pitch that is unavailable for community use.	Improve quality to better accommodate curricular and extra-curricular demand.	FA, FF, WFA, Education	Local	L	S	L	Protect Enhance
136	Green Lane Playing Fields	SN10 5EP	Football	Wiltshire FA	One good quality adult pitch, one standard quality youth 11v11 pitch and one standard quality youth 9v9 pitch, all of which are available for community use. The adult pitch is played to capacity, whilst the remaining pitches are overplayed by a combined total of two match equivalent sessions per week.	Improve quality to alleviate overplay. Explore the potential to develop a 2 nd 3G onsite.	FA, FF, WFA,	Hub	H	L	H	Protect Enhance Provide
136	Green Lane Playing Fields	SN10 5EP	3G	Wiltshire FA	One good quality full size 3G pitch that is available for community use and is equipped with sports lighting.	Sustain quality. Explore the potential to develop a 2 nd 3G onsite.	FA, FF, WFA,	Hub	H	L	H	Protect Provide
182	Lavington School	SN10 4EB	Cricket	Education	One standalone NTP that's not available for community use.	Sustain quality as appropriate and retain as current use.	ECB, WCB, Education	Local	L	L	L	Protect
228	Nursteed Road	SN10 3DX	Football	Sports Club	One good quality adult pitch and one standard quality youth 9v9 pitch. The latter is played to capacity, whilst the former is overplayed by 2.5 match equivalent sessions per week. Devizes Town FC (Step 6) aspires to replace its current perimeter fencing and update its sports lighting with LED lighting.	Consider transferring demand to sites with actual spare capacity to alleviate overplay. Support the Club in its aspirations for more secure perimeter fencing and LED lighting. Explore the potential to develop a 3G onsite.	FA, FF, WFA, Sports Club	Local	H	L	H	Protect Enhance Provide
241	Potterne Cricket Club (The Grove)	SN10 5PH	Cricket	Sports Club	One ten wicket good quality square which is overplayed by 18 match equivalent sessions. Leased long term to Potterne CC. The Club aspires to relocate its changing rooms to provide additional ancillary space.	Sustain square quality with appropriate maintenance. Explore installing an NTP in order to alleviate overplay. Explore assisting the Club with its ancillary provision plans where possible.	ECB, WCB, Sports Club	Local	L	S	M	Protect Provide
264	Sands Lane Rowde	SN10 2QW	Football	Council	One poor quality adult pitch that has spare capacity discounted due to poor pitch quality. The site is serviced with poor quality ancillary provision.	Consider potential rationalisation of provision to contribute to a hub site. If not feasible improve pitch quality with enhanced levels of maintenance.	FA, FF, WFA,	Local	L	L	L	Protect Enhance
270	Seend Church of England Primary School	SN12 6NJ	Football	Education	Two poor quality mini 5v5 pitches, both of which are unavailable for community use.	Improve quality to better accommodate curricular and extra-curricular demand.	FA, FF, WFA, Education	Local	L	S	L	Protect Enhance

WILTSHIRE COUNCIL
PLAYING PITCH STRATEGY – COMMUNITY AREA PROFILES

Site ID	Site	Postcode	Sport	Management	Current status	Recommended actions	Partners	Site hierarchy tier	Priority	Timescales	Cost	Aim
271	Seend Lye Field	SN12 6NS	Football	Community Organisation	One poor quality adult pitch that is played to capacity. The site is serviced with poor quality ancillary facilities.	Improve quality to establish actual spare capacity for clubs. Explore feasibility of improving the site's ancillary provision.	FA, FF, WFA, Community Organisation	Local	M	M	M	Protect Enhance
271	Seend Lye Field	SN12 6NS	Cricket	Community Organisation	One standalone NTP.	Sustain quality as appropriate based on usage.	ECB, WCB, Community Organisation	Local	L	L	L	Protect
278	Silverwood School	SN10 2QQ	Football	Education	One poor quality youth 9v9 pitch that is unavailable for community use.	Improve quality and explore community use options.	FA, FF, WFA, Education	Local	L	S	L	Protect Enhance
283	Southbroom St James Academy	SN10 3AH	Football	Education	One adult pitch and one youth 11v11 pitch, both of which are poor quality and have spare capacity discounted due to unsecure tenure.	Improve quality and seek to provide a community use agreement, enabling actual spare capacity for clubs.	FA, FF, WFA, Education	Local	M	S	L	Protect Enhance
285	Spaniels Bridge	SN10 3LG	Cricket	Sports Club	A 11 wicket grass square accompanied by an NTP used Bishops Cannings CC, Wiltshire CCC and Potterne CC. Leased long term to the former club. Square is standard quality and overplayed by 21 match equivalent sessions.	Improve square quality with enhanced levels of maintenance to alleviate overplay. Explore the potential of transferring partial demand off the site to a square with spare capacity. Explore the potential of installing hybrid wickets to alleviate overplay.	ECB, WCB, Sports Club	Local	M	S	L	Protect Enhance
288	Spye Park Cricket Club	SN15 2PS	Cricket	Sports Club	One good quality square with ten wickets that has spare capacity to accommodate additional demand. Leased to Spoye Park CC and also used by Wiltshire CCC.	Sustain square quality with appropriate maintenance. Look to utilise spare capacity to accommodate future demand/alleviate shortfalls on other sites.	ECB, WCB, Sports Club	Local	L	S	L	Protect
291	St Barnabas C of E Primary School	SN10 4NT	Football	Education	One poor quality mini 5v5 pitch that is unavailable for community use.	Improve quality to better accommodate curricular and extra-curricular demand.	FA, FF, WFA, Education	Local	L	S	L	Protect Enhance
328	The Elisha Field	SN10 4NT	Football/3G	Council	One youth 11v11 pitch, two mini 7v7 pitches and two mini 5v5 pitches, all of which are poor quality. The youth 11v11 pitch is overplayed by 0.5 match equivalent sessions per week, whilst the remaining pitches have spare capacity discounted due to poor pitch quality.	Improve quality to alleviate overplay and establish actual spare capacity for clubs. Explore the potential to develop a full size 3G onsite	FA, FF, WFA	Local	H	M	H	Protect Enhance Provide
348	Urchfont Village Cricket Club	SN10 4RJ	Cricket	Sports Club	A good quality 11 wicket grass square that has spare capacity to accommodate additional demand. Leased long term Urchfont Village CC.	Sustain square quality with appropriate maintenance. Look to utilise spare capacity to accommodate future demand/alleviate shortfalls on other sites.	ECB, WCB, Sports Club	Local	L	S	L	Protect

WILTSHIRE COUNCIL
PLAYING PITCH STRATEGY – COMMUNITY AREA PROFILES

Site ID	Site	Postcode	Sport	Management	Current status	Recommended actions	Partners	Site hierarchy tier	Priority	Timescales	Cost	Aim
362	West Lavington Playing Field	SN10 4HR	Football	Council	One poor quality adult pitch that is overplayed by 0.5 match equivalent sessions per week.	Improve quality to alleviate overplay.	FA, FF, WFA	Local	M	S	L	Protect Enhance
389	Village Green	SN10 1RT	Cricket	Poulshot Parish Council	A standalone NTP used by Poulshot CC.	Sustain quality with appropriate maintenance based on levels of demand.	ECB, WCB, Parish Council	Local	L	L	L	Protect

WILTSHIRE COUNCIL PLAYING PITCH STRATEGY – COMMUNITY AREA PROFILES

Area 7: Malmesbury

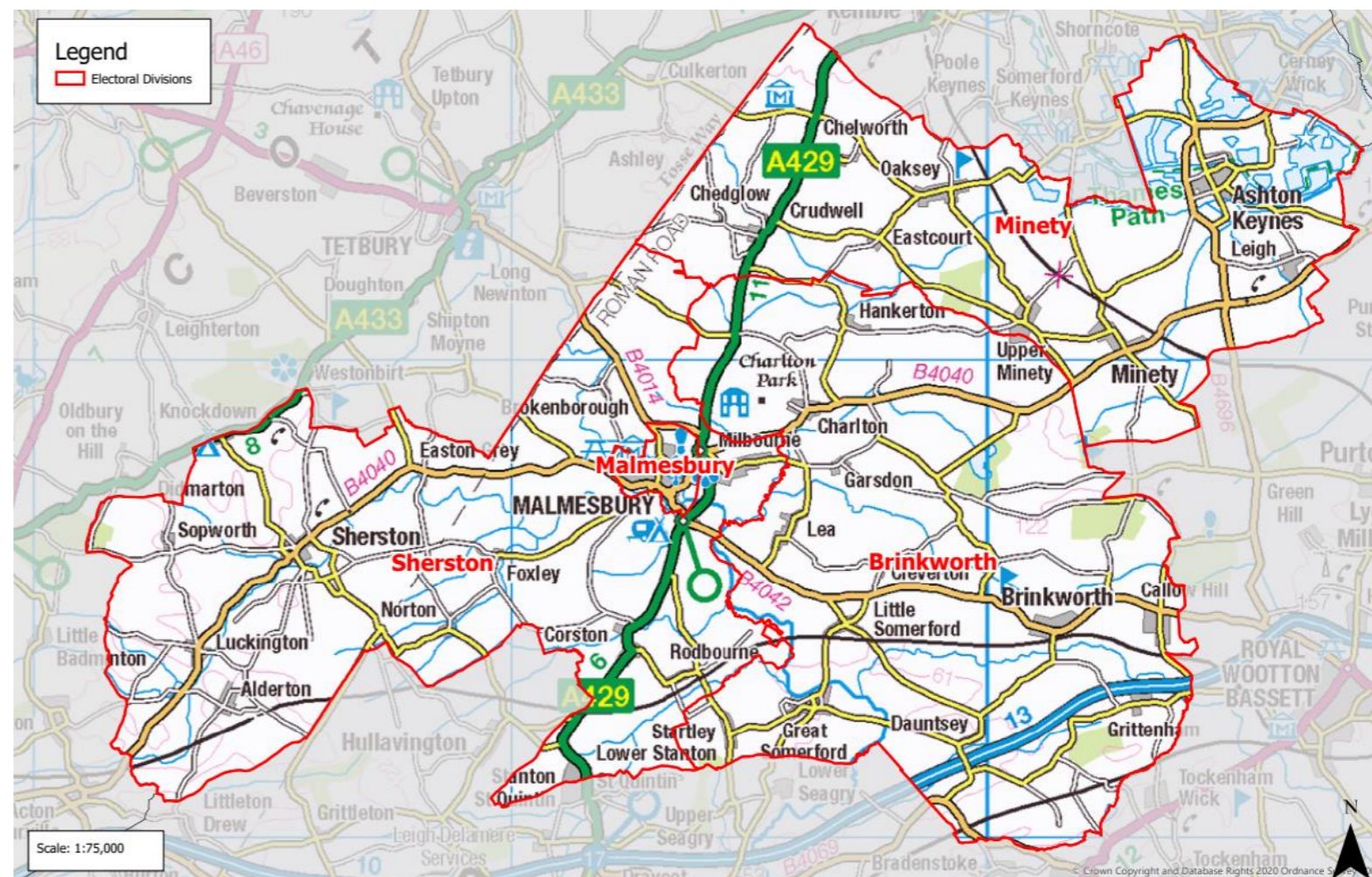
The Malmesbury Community Area covers mainly rural countryside in the northwest of the County of Wiltshire. It is dominated by the one major settlement, the ancient market town of Malmesbury. The surrounding area is one of small villages and farms and is very rural in nature. There are 20 parishes across the community area and no other towns. The town of Malmesbury provides a range of shops and facilities, but the nearby towns of Chippenham and Cirencester, (Gloucestershire), provide local alternatives.

Table 7.1: Population in Malmesbury

Area (24,532 hectares)	Current population	Future population (ONS-based 2038 projections)	Housing growth (dwellings) in Local Plan (2020-2038)
Malmesbury	22,039	23,294	1,051

Table 7.2: Pitch sport team numbers in Malmesbury

Sport	Team gender	Age band	No. of teams	Current population
Football	Mens	16-45	7	3,142
Football	Womens	16-45	2	3,061
Football	Boys	12-15	6	631
Football	Girls	12-15	1	641
Football	Boys	10-11	7	313
Football	Girls	10-11	3	290
Football	Mixed	8-9	6	559
Football	Mixed	6-7	6	505
Cricket	Mens	18-55	8	4,572
Cricket	Womens	18-55	2	4,544
Cricket	Boys	7-18	6	1,785
Cricket	Girls	7-18	0	1,702
Rugby Union	Mens	19-45	1	2,747
Rugby Union	Womens	19-45	0	2,671
Rugby Union	Boys	13-18	1	856
Rugby Union	Girls	13-18	0	866
Rugby Union	Mixed	7-12	6	1,765
Rugby League	Mens	19-45	0	2,747
Rugby League	Womens	19-45	0	2,671
Rugby League	Boys	12-18	0	1,026
Rugby League	Girls	12-18	0	1,037
Rugby League	Mixed	7-11	0	1,426
Hockey	Mens	17-55	0	4,681
Hockey	Womens	17-55	0	4,671
Hockey	Boys	14-16	0	422
Hockey	Girls	14-16	0	460
Hockey	Boys	11-13	0	495
Hockey	Girls	11-13	0	467
Hockey	Mixed	5-10	0	1,633



WILTSHIRE COUNCIL PLAYING PITCH STRATEGY – COMMUNITY AREA PROFILES

Key grass pitch sport sites

Table 7.3: Key grass pitch sites in Malmesbury and their pitches

Site ID	Site name	Adult football	Youth 11v11 football	Youth 9v9 football	Mini 7v7 football	Mini 5v5 football	Cricket squares	Senior rugby	Junior rugby	Mini rugby
47	Bradstone Sports Field	-	1	1	1	-	1	-	-	-
150	High Road Playing Fields	-	1	1	1	-	-	-	-	-
249	Queen Elizabeth II Playing Fields (Minety)	1	-	-	1	-	-	3	-	-
252	Red Bull Pitches	-	2	2	1	2	-	-	-	-

AGP provision

Table 7.4: AGPs identified in Malmesbury

Site ID	Site name	Community use	Number of pitches	Pitch size	Sports lighting?	Pitch surface	Pitch quality
210	Minety Church of England Primary School	No	1	Half Size	No	Medium Pile 3G	Poor

Sport by sport overview

- Football** – overplay is identified on adult and youth 11v11 pitches at High Road Playing Fields and Malmesbury Victoria Football Club whilst actual spare capacity is identified on all remaining pitch types across four sites. No teams are expected to be generated through population growth alone. Key clubs in the area include Ashton Keynes Youth and Malmesbury Youth football clubs.
- 3G** – with no full size 3G pitches currently provided in Malmesbury, there is deemed to be a shortfall of one full size 3G pitch based on the FA's training model.
- Cricket** – actual spare capacity of varying levels is identified at all peak times for cricket in Malmesbury. Malmesbury and Sherston Magna are identified as key cricket clubs in the area.
- Rugby** – actual spare capacity of 1.5 match equivalent sessions per week is identified at Queen Elizabeth II Playing Fields (Minety). All rugby union demand in Malmesbury is derived from Minety RUFC.
- Hockey** – no hockey suitable AGPs are identified in Malmesbury although no hockey demand is identified in Malmesbury.

Population growth

Based on population projections to 2038 (the period to which this assessment projects population based future demand), Sport England's Playing Pitch Calculator can estimate the likely additional demand for grass rugby union pitches that will arise from any growth. This is by using the current and future populations in each of the relevant age groups together with the current team numbers, with team generation rates then established to understand how much growth is required to establish one new team.

For reference, the total current population in Wiltshire of 515,363 will increase to 541,068 by 2038. This is an increase of 25,704 people. The table below shows the number of new teams projected to be generated by the new population in Malmesbury and the requisite match equivalent sessions it will create. Please, however, note that this does include population increases linked to housing growth, which is instead covered separately following the table.

Table 7.5: Malmesbury team generation rates

Sport	Team Gender	Team generation rate	Population Increase	Additional teams	Additional matches per week	Additional pitches required ⁹
Football	Mens	448.84	177.14	0.39	0.20	0.10
Football	Womens	1,530.65	172.6	0.11	0.06	0.03
Football	Boys	105.12	35.56	0.34	0.17	0.09
Football	Girls	640.52	36.11	0.06	0.03	0.02
Football	Boys	44.75	17.66	0.39	0.20	0.10
Football	Girls	96.74	16.36	0.17	0.09	0.04
Football	Mixed	93.18	31.52	0.34	0.17	0.04
Football	Mixed	84.22	28.49	0.34	0.17	0.04
Cricket	Mens	571.48	257.76	0.45	0.23	0.06

⁹ Assuming additional pitches provided would be of standard quality.

WILTSHIRE COUNCIL
PLAYING PITCH STRATEGY – COMMUNITY AREA PROFILES

Sport	Team Gender	Team generation rate	Population Increase	Additional teams	Additional matches per week	Additional pitches required ⁹
Cricket	Womens	2,272.03	256.2	0.11	0.06	0.01
Cricket	Boys	297.53	100.65	0.34	0.17	0.04
Cricket	Girls	-	95.96	-	-	-
Rugby Union	Mens	2,747.40	154.9	0.06	0.03	0.02
Rugby Union	Womens	-	150.59	-	-	-
Rugby Union	Boys	855.79	48.25	0.06	0.03	0.02
Rugby Union	Girls	-	48.84	-	-	-
Rugby Union	Mixed	294.24	99.54	0.34	0.17	0.09
Rugby League	Mens	-	154.9	-	-	-
Rugby League	Womens	-	150.59	-	-	-
Rugby League	Boys	-	57.84	-	-	-
Rugby League	Girls	-	58.46	-	-	-
Rugby League	Mixed	-	80.38	-	-	-
Hockey	Mens	-	263.94	-	-	-
Hockey	Womens	-	263.38	-	-	-
Hockey	Boys	-	23.79	-	-	-
Hockey	Girls	-	25.93	-	-	-
Hockey	Boys	-	27.9	-	-	-
Hockey	Girls	-	26.35	-	-	-
Hockey	Mixed	-	92.06	-	-	-

As seen in the table above, no additional teams are expected to be generated through population growth alone in the Malmesbury Analysis Area.

Housing growth

The anticipated population increase over the 14 year period (2038) equates to 2.28 match equivalent sessions of demand per week for grass pitch sports, zero match equivalent sessions on hockey suitable AGP and 16.58 match equivalent sessions of demand per season for cricket. Training demand equates to 4.16 hours of use per week for football on 3G pitches and zero hours on hockey suitable AGP.

Table 7.6: Demand for grass pitch sports generated from a population increase of 2,417.

Pitch sport	Estimated demand by sport	
	Match demand per week	Training demand
Adult football	0.58	4.16 hours
Youth football	0.86	As above
Mini soccer	0.65	As above
Rugby union	0.20	0.27 equivalent sessions
Rugby league	0.00	0.00 match equivalent sessions
Adult hockey	0.00	0.00 hours
Junior & mixed hockey	0.00	0.00 hours
Cricket	16.58	-

The table below translates estimated demand into new pitch provision with associated capital and lifestyle costs.

WILTSHIRE COUNCIL
PLAYING PITCH STRATEGY – COMMUNITY AREA PROFILES

Table 7.7: Estimated demand and costs for new pitch provision

Pitch type	Estimated demand and costs for new pitches			Changing rooms	
	Number of pitches to meet demand	Capital cost	Lifecycle Cost (per annum)	Number	Capital cost
Adult football	0.58	£64,752	£12,756	1.15	£231,046
Youth football	0.86	£78,547	£15,867	0.70	£139,823
Mini soccer	0.65	£19,839	£3,928	0.00	£0
Rugby union	0.20	£33,059	£6,116	0.39	£78,641
Rugby league	0.00	£0	£0	0.00	£0
Cricket	0.38	£133,378	£24,542	0.76	£151,742
Sand AGPs	0.00	£0	£0	0.00	£0
3G pitches	0.11	£127,362	£3,746	0.22	£43,851
Total	2.77	£456,938	£66,954	3.22	£645,103

Overall, an additional 2.77 pitches would be required to meet additional demand arising from a population increase of 2,417. This would require an expected capital cost of £456,938 and a lifecycle cost per annum of £66,954.

Action Plan

Site ID	Site	Postcode	Sport	Management	Current status	Recommended actions	Partners	Site hierarchy tier	Priority	Timescales	Cost	Aim
47	Bradstone Sports Field	SN6 6PH	Football	Community Organisation	One youth 11v11 pitch and one mini 7v7 pitch, both of which are poor quality. One youth 9v9 pitch that is standard quality. The youth 11v11 pitch is played to capacity, whilst the mini 7v7 pitch has spare capacity discounted due to poor pitch quality. The youth 9v9 pitch has actual spare capacity amounting to one match equivalent session per week. The site is serviced with poor quality ancillary facilities.	Improve quality to establish actual spare capacity for clubs. Utilise actual spare capacity where it exists, via the transfer of demand from overplayed sites or via future demand. Explore the feasibility of improving the site's ancillary provision.	FA, FF, WFA, Community Organisation	Key Centre	M	M	M	Protect Enhance
47	Bradstone Sports Field	SN6 6PH	Cricket	Community Organisation	A good quality ten wicket grass square used by Ashton Keynes CC. Square has spare capacity to accommodate additional demand.	Sustain square quality with appropriate maintenance. Look to utilise spare capacity to accommodate future demand/alleviate shortfalls on other sites.	ECB, WCB, Community Organisation	Key Centre	M	S	L	Protect
50	Brinkworth Earl Danbys C of E Primary School (Lower Site)	SN15 4HU	Football	Education	One poor quality mini 5v5 pitch that is unavailable for community use.	Improve quality to better accommodate curricular and extra-curricular demand.	FA, FF, WFA, Education	Local	L	S	L	Protect Enhance
51	Brinkworth Earl Danbys C of E Primary School (Upper School)	SN15 5AX	Football	Education	One poor quality mini 5v5 pitch that is unavailable for community use.	Improve quality to better accommodate curricular and extra-curricular demand.	FA, FF, WFA, Education	Local	L	S	L	Protect Enhance

WILTSHIRE COUNCIL
PLAYING PITCH STRATEGY – COMMUNITY AREA PROFILES

Site ID	Site	Postcode	Sport	Management	Current status	Recommended actions	Partners	Site hierarchy tier	Priority	Timescales	Cost	Aim
66	Charlton Village Hall & Playing Field	SN16 9DL	Cricket	Charlton Parish Council	A standard quality grass square with five wickets. Square has spare capacity to accommodate additional demand. Rented by Charlton CC.	Sustain square quality with appropriate maintenance. Look to utilise spare capacity to accommodate future demand/alleviate shortfalls on other sites. Support the Club in its plans to invest in clubhouse improvements.	ECB, WCB, Parish Council	Local	L	S	L	Protect
94	Crudwell C of E Primary School	SN16 9ER	Football	Education	One poor quality mini 5v5 pitch that is unavailable for community use.	Improve quality to better accommodate curricular and extra-curricular demand.	FA, FF, WFA, Education	Local	L	S	L	Protect Enhance
95	Crudwell Village Hall & Recreation Ground	SN16 9HB	Football	Education	One adult pitch and one mini 5v5 pitch, both of which are poor quality and have spare capacity discounted due to poor pitch quality. The site is serviced with poor quality ancillary facilities.	Improve quality to establish actual spare capacity for clubs. Explore the feasibility of improving the site's ancillary provision.	FA, FF, WFA, Education	Local	M	M	M	Protect Enhance
97	Dauntsey Road Playing Field	SN15 5EL	Football (Disused)	Council	Disused site which previously accommodated one adult pitch. Last actively marked out circa 2017.	Explore feasibility of bringing the playing field back into use given local shortfalls and ensure replacement provision is provided in line with national planning policy should a proposal come forward that will result in permanent loss.	FA, FF, WFA	Local	L	L	L	Protect
150	High Road Playing Fields	SN6 6NX	Football	Community Organisation	One youth 11v11 pitch, one youth 9v9 pitch and one mini 7v7 pitch, all of which are poor quality. The youth 11v11 and youth 9v9 pitches are overplayed by 2.5 match equivalent sessions per week. The site is without ancillary facilities.	Improve quality to alleviate overplay. Explore the feasibility of providing appropriate ancillary provision at the site.	FA, FF, WFA, Community Organisation	Local	M	M	H	Protect Enhance Provide
183	Lea and Garsdon Church of England Primary School	SN16 9NQ	Football	Education	One standard quality mini 7v7 pitch that is unavailable for community use.	Retain to accommodate curricular and extra-curricular demand.	FA, FF, WFA, Education	Local	L	L	L	Protect
189	Luckington Playing Field	SN14 6PB	Football	Community Organisation	One poor quality youth 9v9 pitch that has spare capacity discounted due to poor pitch quality. The site is without ancillary facilities.	Improve quality to establish actual spare capacity for clubs. Explore the feasibility of providing appropriate ancillary provision at the site.	FA, FF, WFA, Community Organisation	Local	M	M	H	Protect Enhance Provide
193	Malmesbury C of E Primary School	SN16 9JR	Football	Education	Two poor quality mini 5v5 pitches, both of which are unavailable for community use.	Improve quality to better accommodate curricular and extra-curricular demand.	FA, FF, WFA, Education	Local	L	S	L	Protect Enhance
194	Malmesbury School	SN16 0DF	Football	Education	Two adult pitches and two youth 9v9 pitches, both of which are poor quality and played to capacity.	Improve quality and seek to provide a community use agreement, to establish actual spare capacity for clubs.	FA, FF, WFA, Education	Local	M	S	L	Protect Enhance

WILTSHIRE COUNCIL
PLAYING PITCH STRATEGY – COMMUNITY AREA PROFILES

Site ID	Site	Postcode	Sport	Management	Current status	Recommended actions	Partners	Site hierarchy tier	Priority	Timescales	Cost	Aim
194	Malmesbury School	SN16 0DF	Rugby Union	Education	Two standard quality senior pitches unavailable for community use.	Improve pitch quality for continued school use.	RFU, Education	Local	L	L	L	Protect Enhance
195	Malmesbury Victoria Football Club	SN16 9JS	Football	Sports Club	One poor quality adult pitch that is overplayed by 0.5 match equivalent sessions per week. The site is home to Malmesbury Victoria FC (Step 6).	Improve quality to alleviate overplay.	FA, FF, WFA, Sports Club	Local	M	S	L	Protect Enhance
210	Minety Church of England Primary School	SN16 9QL	Football	Education	One poor quality mini 5v5 pitch that is unavailable for community use.	Improve quality to better accommodate curricular and extra-curricular demand.	FA, FF, WFA, Education	Local	L	S	L	Protect Enhance
210	Minety Church of England Primary School	SN16 9QL	3G	Education	One smaller size 3G pitch that is unavailable for community use and is without sports lighting. The pitch has exceeded its 10-year recommended lifespan and thus requires resurfacing.	Resurface pitch to improve quality for curricular and extra-curricular demand and ensure a sinking fund is in place for long-term sustainability.	FA, FF, WFA, Education	Local	L	S	H	Protect Enhance Provide
230	Oaksey Playing Field	SN16 9TG	Football	Trust	One youth 9v9 pitch and one mini 7v7 pitch, both of which are poor quality and have spare capacity discounted due to poor pitch quality. The site is serviced with poor quality ancillary facilities.	Improve quality to establish actual spare capacity for clubs. Explore the feasibility of improving the site's ancillary provision.	FA, FF, WFA, Trust	Local	M	M	M	Protect Enhance
230	Oaksey Playing Field	SN16 9TG	Cricket	Trust	A standard quality seven wicket grass square that has spare capacity to accommodate additional demand. Used by Oaksey CC.	Sustain square quality with appropriate maintenance. Look to utilise spare capacity to accommodate future demand/alleviate shortfalls on other sites.	ECB, WCB, Trust	Local	L	S	L	Protect
249	Queen Elizabeth II Playing Fields (Minety)	SN16 9QH	Football	Community Organisation	One adult pitch and one mini 7v7 pitch, both of which are good quality. The latter has actual spare capacity amounting to one match equivalent session per week. The site is serviced with poor quality ancillary facilities.	Utilise actual spare capacity where it exists, via the transfer of demand from overplayed sites or via future demand. Explore the feasibility of improving the site's ancillary provision.	FA, FF, WFA, Community Organisation	Local	M	M	M	Protect Enhance
249	Queen Elizabeth II Playing Fields (Minety)	SN16 9QH	Rugby Union	Community Organisation	Three good quality senior pitches, of which one has sports lighting. Minety RUFC reports the drainage on the pitch has started to decrease in recent years. All pitches have actual spare capacity. Accompanied by standard quality ancillary provision.	Sustain pitch quality with appropriate levels of maintenance. Investigate drainage issues and look to improve where necessary.	RFU, Community Organisation	Local	M	M	M	Protect Enhance
249	Queen Elizabeth II Playing Fields (Minety)	SN16 9QH	Cricket (Disused)	Community Organisation	Disused pitch which previously accommodated a seven-wicket grass square. Last actively marked out circa 2017. Site actively used for football and rugby union.	No action required.	ECB, WCB, Community Organisation	Local		-	-	-

WILTSHIRE COUNCIL
PLAYING PITCH STRATEGY – COMMUNITY AREA PROFILES

Site ID	Site	Postcode	Sport	Management	Current status	Recommended actions	Partners	Site hierarchy tier	Priority	Timescales	Cost	Aim
252	Red Bull Pitches	SN16 0RA	Football	Sports Club	One good quality youth 11v11 pitch, one standard quality youth 11v11 pitch, one standard quality youth 9v9 pitch and one poor quality youth 9v9 pitch, one poor quality mini 7v7 pitch and two standard quality mini 5v5 pitches. One of the youth 11v11 pitches and one of the mini 7v7 pitches have spare capacity discounted due to poor pitch quality, whilst one of the youth 9v9 pitches is played to capacity. The remaining youth 9v9 pitch and both of the mini 5v5 pitches have actual spare capacity amounting to 2.5 match equivalent sessions per week.	Improve quality of poor quality pitches, to establish actual spare capacity for clubs. Utilise actual spare capacity where it exists, via the transfer of demand from overplayed sites or via future demand.	FA, FF, WFA, Sports Club	Key Centre	M	S	M	Protect Enhance
333	The Knockdown Road Sports Field	SN16 0NJ	Football	Council	One adult pitch and one mini 7v7 pitch, both of which are standard quality. The latter has actual spare capacity amounting to one match equivalent session per week. The site is serviced with poor quality ancillary facilities.	Consider potential rationalisation of provision to contribute to a hub site. If not feasible improve pitch quality with enhanced levels of maintenance.	FA, FF, WFA	Local	L	L	L	Protect Enhance
341	The Worthies	SN16 9JX	Cricket	Sports Club	A good quality 11-wicket grass square that does not have enough capacity to accommodate further demand, Leased to Malmesbury CC however a new lease is currently being negotiated. Accompanied by poor quality practice provision. The Club aspires to develop a second square to allow for future growth.	Sustain square quality with appropriate maintenance. Look to improve onsite practice provision. Ensure the Club obtains a new long term lease. Explore where possible with the club's ambitions to create a second square for future demand. Support plans to upgrade pavilion.	ECB, WCB Sports Club	Local	M	M	M-H	Protect Enhance Provide
370	White Lion Park	SN16 0QP	Football	Council	Two poor quality mini 7v7 pitches that have spare capacity discounted due to poor pitch quality. The site is without ancillary facilities.	Consider potential rationalisation of provision to contribute to a hub site. If not feasible improve pitch quality with enhanced levels of maintenance.	FA, FF, WFA	Local	L	L	L	Protect Enhance
396	Sherston Magna Cricket Ground	SN16 0NX	Cricket	Unknown	A standard quality ten wicket grass square that has capacity to accommodate additional demand.	Sustain square quality with appropriate maintenance. Look to utilise spare capacity to accommodate future demand/alleviate shortfalls on other sites.	ECB, WCB	Local	L	S	L	Protect

WILTSHIRE COUNCIL PLAYING PITCH STRATEGY – COMMUNITY AREA PROFILES

Area 8: Marlborough

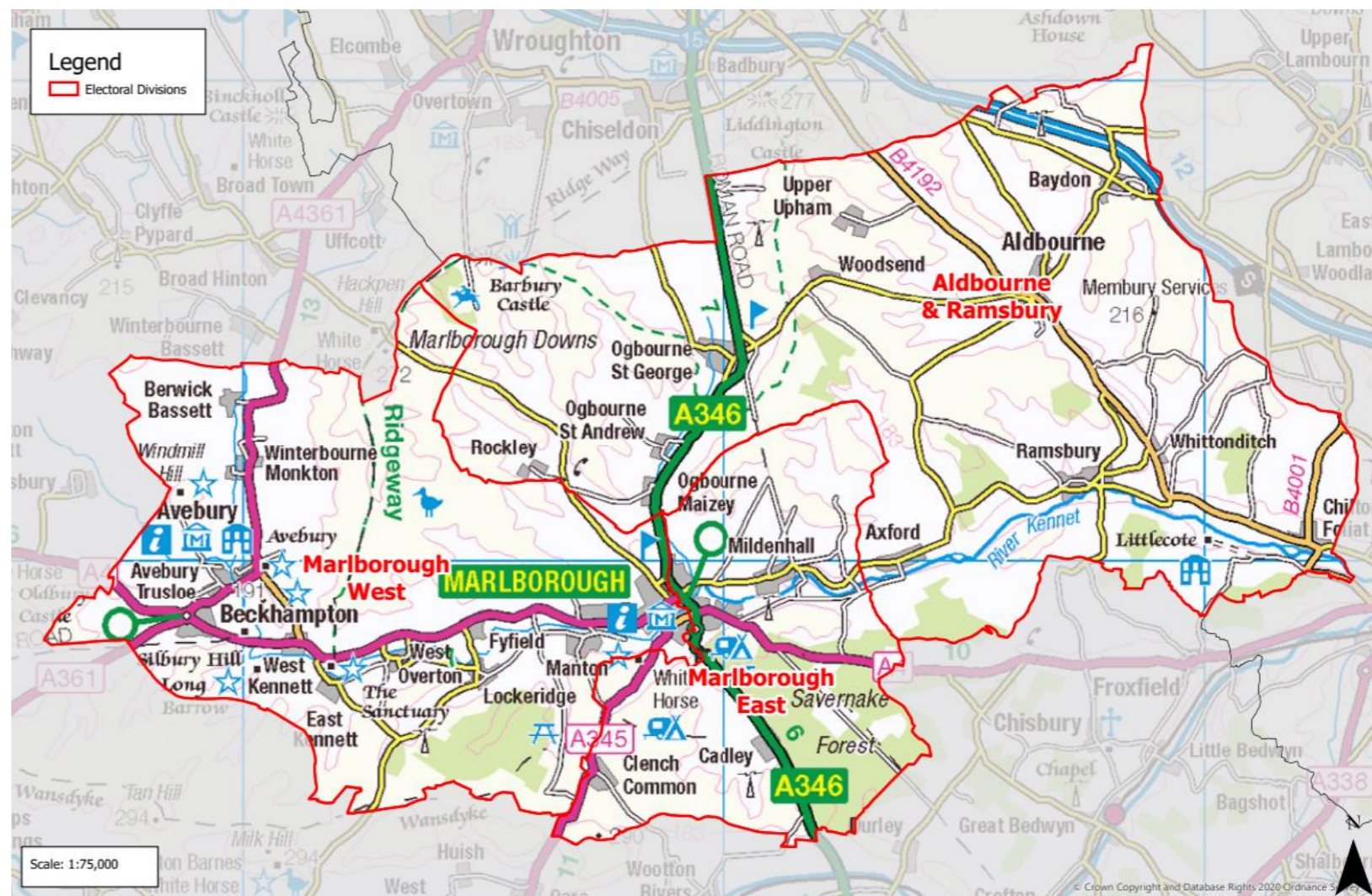
The Marlborough Community Board area covers picturesque rural countryside in the northeast of the County of Wiltshire. At its centre is the market town of Marlborough. There are 19 parishes across the community area. Much of the community area's natural beauty is environmentally protected and it offers a unique blend of ancient history, modern attractions and amenities. The town straddles the A4 and for centuries was an important staging post on the great road from London to Bristol. The town attracts a wide range of visitors from both the surrounding area and more distant centres, as well as trade from tourism. The Town is also famous for its public school.

Table 8.1: Population in Marlborough

Area (28,108 hectares)	Current population	Future population (ONS-based 2038 projections)	Housing growth (dwellings) in Local Plan (2020-2038)
Marlborough	17,659	18,664	1,009

Table 8.2: Pitch sport team numbers in Marlborough

Sport	Team gender	Age band	No. of teams	Current population
Football	Mens	16-45	4	2,517
Football	Womens	16-45	0	2,474
Football	Boys	12-15	4	685
Football	Girls	12-15	2	645
Football	Boys	10-11	10	224
Football	Girls	10-11	5	227
Football	Mixed	8-9	8	392
Football	Mixed	6-7	9	344
Cricket	Mens	18-55	10	3,351
Cricket	Womens	18-55	0	3,460
Cricket	Boys	7-18	4	1,754
Cricket	Girls	7-18	2	1,705
Rugby Union	Mens	19-45	2	1,966
Rugby Union	Womens	19-45	0	1,949
Rugby Union	Boys	13-18	3	1,145
Rugby Union	Girls	13-18	1	1,089
Rugby Union	Mixed	7-12	6	1,231
Rugby League	Mens	19-45	0	1,966
Rugby League	Womens	19-45	0	1,949
Rugby League	Boys	12-18	0	1,253
Rugby League	Girls	12-18	0	1,203
Rugby League	Mixed	7-11	0	1,013
Hockey	Mens	17-55	4	3,546
Hockey	Womens	17-55	2	3,654
Hockey	Boys	14-16	1	645
Hockey	Girls	14-16	1	586
Hockey	Boys	11-13	2	353
Hockey	Girls	11-13	4	383
Hockey	Mixed	5-10	4	1,119



WILTSHIRE COUNCIL
PLAYING PITCH STRATEGY – COMMUNITY AREA PROFILES

Key grass pitch sport sites

Table 8.3: Key grass pitch sites in Marlborough and their pitches

Site ID	Site name	Adult football	Youth 11v11 football	Youth 9v9 football	Mini 7v7 football	Mini 5v5 football	Cricket squares	Senior rugby	Junior rugby	Mini rugby
198	Marlborough Cricket Club	-	-	-	1	1	1	-	-	-
200	Marlborough Rugby Club	1	-	-	-	-	-	2	-	-
209	Minal Cricket Club and Sports Field	-	-	-	1	1	1	-	-	-
251	Ramsbury Recreation Centre	-	1	1	-	-	1	-	-	-

AGP provision

Table 8.4: AGPs identified in Marlborough

Site ID	Site name	Community use	Number of pitches	Pitch size	Sports lighting?	Pitch surface	Pitch quality
197	Marlborough College	Yes	2	Full Size	Yes	Sand Dressed	Standard

Sport by sport overview

- Football – overplay is identified on adult and youth 9v9 pitches across four sites whilst actual spare capacity is identified on youth 11v11 pitches at Avebury Sports Field. Mini 7v7 and mini 5v5 pitches are played to capacity. No teams are expected to be generated through population growth alone. Key clubs in the area include Ramsbury Youth and Marlborough Youth football clubs.
- 3G – with no full size 3G pitches currently provided in Marlborough, there is deemed to be a shortfall of one full size 3G pitch based on the FA’s training model.
- Cricket – actual spare capacity is identified of varying levels is identified at all peak times for cricket in Marlborough. Avebury and Marlborough cricket clubs are identified as key in the area.
- Rugby – overplay of 2.75 match equivalent sessions per week is identified at Marlborough Rugby Club. The site hosts all demand from Marlborough RUFC, the only rugby club based in Marlborough.
- Hockey – both AGPs at Marlborough College are played to capacity at peak times for match and training demand, primarily from Marlborough HC.

Population growth

Based on population projections to 2038 (the period to which this assessment projects population based future demand), Sport England’s Playing Pitch Calculator can estimate the likely additional demand for grass rugby union pitches that will arise from any growth. This is by using the current and future populations in each of the relevant age groups together with the current team numbers, with team generation rates then established to understand how much growth is required to establish one new team.

For reference, the total current population in Wiltshire of 515,363 will increase to 541,068 by 2038. This is an increase of 25,704 people. The table below shows the number of new teams projected to be generated by the new population in Marlborough and the requisite match equivalent sessions it will create. Please, however, note that this does include population increases linked to housing growth, which is instead covered separately following the table.

Table 8.5: Marlborough team generation rates

Sport	Team Gender	Team generation rate	Population Increase	Additional teams	Additional matches per week	Additional pitches required ¹⁰
Football	Mens	629.17	141.89	0.23	0.11	0.06
Football	Womens	-	139.49	-	-	-
Football	Boys	171.23	38.62	0.23	0.11	0.06
Football	Girls	322.50	36.37	0.11	0.06	0.03
Football	Boys	22.40	12.63	0.56	0.28	0.14
Football	Girls	45.31	12.77	0.28	0.14	0.07
Football	Mixed	49.01	22.11	0.45	0.23	0.06

¹⁰ Assuming additional pitches provided would be of standard quality.

WILTSHIRE COUNCIL
PLAYING PITCH STRATEGY – COMMUNITY AREA PROFILES

Sport	Team Gender	Team generation rate	Population Increase	Additional teams	Additional matches per week	Additional pitches required ¹⁰
Football	Mixed	38.18	19.37	0.51	0.25	0.06
Cricket	Mens	335.10	188.93	0.56	0.28	0.07
Cricket	Womens	-	195.09	-	-	-
Cricket	Boys	438.56	98.91	0.23	0.11	0.03
Cricket	Girls	852.60	96.14	0.11	0.06	0.01
Rugby Union	Mens	982.91	110.83	0.11	0.06	0.03
Rugby Union	Womens	-	109.91	-	-	-
Rugby Union	Boys	381.79	64.58	0.17	0.08	0.04
Rugby Union	Girls	1089.38	61.42	0.06	0.03	0.01
Rugby Union	Mixed	205.18	69.41	0.34	0.17	0.08
Rugby League	Mens	-	110.83	-	-	-
Rugby League	Womens	-	109.91	-	-	-
Rugby League	Boys	-	70.66	-	-	-
Rugby League	Girls	-	67.85	-	-	-
Rugby League	Mixed	-	57.13	-	-	-
Hockey	Mens	886.62	199.95	0.23	0.11	0.03
Hockey	Womens	1826.94	206.01	0.11	0.06	0.01
Hockey	Boys	645.14	36.37	0.06	0.03	0.01
Hockey	Girls	586.43	33.06	0.06	0.03	0.01
Hockey	Boys	176.36	19.89	0.11	0.06	0.01
Hockey	Girls	95.81	21.61	0.23	0.11	0.03
Hockey	Mixed	279.87	63.12	0.23	0.11	0.03

As seen in the table above, no additional teams are expected to be generated through population growth alone in the Marlborough Analysis Area.

Housing growth

The anticipated population increase over the 14 year period (2038) equates to 3.29 match equivalent sessions of demand per week for grass pitch sports, 1.17 match equivalent sessions on hockey suitable AGP and 20.10 match equivalent sessions of demand per season for cricket. Training demand equates to 5.71 hours of use per week for football on 3G pitches and 2.18 hours on hockey suitable AGP.

Table 8.6: Demand for grass pitch sports generated from a population increase of 2,321.

Pitch sport	Estimated demand by sport	
	Match demand per week	Training demand
Adult football	0.31	5.71 hours
Youth football	1.26	As above
Mini soccer	1.28	As above
Rugby union	0.44	0.54 equivalent sessions
Rugby league	0.00	0.00 match equivalent sessions
Adult hockey	0.44	1.31 hours
Junior & mixed hockey	0.73	0.87 hours
Cricket	20.10	-

The table below translates estimated demand into new pitch provision with associated capital and lifestyle costs.

WILTSHIRE COUNCIL
PLAYING PITCH STRATEGY – COMMUNITY AREA PROFILES

Table 8.7: Estimated demand and costs for new pitch provision

Pitch type	Estimated demand and costs for new pitches			Changing rooms	
	Number of pitches to meet demand	Capital cost	Lifecycle Cost (per annum)	Number	Capital cost
Adult football	0.31	£34,812	£6,858	0.62	£124,215
Youth football	1.26	£115,866	£23,405	0.54	£108,251
Mini soccer	1.28	£39,206	£7,763	0.00	£0
Rugby union	0.44	£73,606	£13,617	0.87	£175,094
Rugby league	0.00	£0	£0	0.00	£0
Cricket	0.47	£164,664	£30,298	0.94	£187,335
Sand AGPs	0.31	£295,795	£7,691	0.61	£122,210
3G pitches	0.15	£174,644	£5,137	0.30	£60,130
Total	4.21	£898,593	£94,768	3.88	£777,234

Overall, an additional 4.21 pitches would be required to meet additional demand arising from a population increase of 2,321. This would require an expected capital cost of £898,593 and a lifecycle cost per annum of £94,768.

Action Plan

Site ID	Site	Postcode	Sport	Management	Current status	Recommended actions	Partners	Site hierarchy tier	Priority	Timescales	Cost	Aim
2	Aldbourn Sports Field	SN8 2DS	Football	Council	One poor quality adult pitch that has spare capacity discounted due to poor pitch quality. The site is without ancillary provision.	Consider potential rationalisation of provision to contribute to a hub site. If not feasible improve pitch quality with enhanced levels of maintenance.	FA, FF, WFA	Local	L	L	L	Protect Enhance
18	Avebury Sports Field	SN8 1RD	Football	Sports Club	One standard quality youth 11v11 pitch that has one match equivalent sessions per week of actual spare capacity.	Utilise actual spare capacity where it exists, via the transfer of demand from overplayed sites or via future demand.	FA, FF, WFA, Sports Club	Local	L	S	L	Protect
18	Avebury Sports Field	SN8 1RD	Cricket	Sports Club	A good quality 11 wicket grass square that has capacity to accommodate additional demand. Leased long term from Avebury CC.	Sustain square quality with appropriate maintenance. Look to utilise spare capacity to accommodate future demand/alleviate shortfalls on other sites.	ECB, WCB, Sports Club	Local	L	S	L	Protect
116	Elcot Lane Playing Field	SN8 2BD	Football	Council	One poor quality youth 9v9 pitch that is overplayed by 0.5 match equivalent sessions per week. The site is without ancillary provision.	Improve quality to alleviate overplay. Explore feasibility of providing appropriate ancillary provision.	FA, FF, WFA	Local	H	M	H	Protect Enhance Provide
165	Kennet Valley Village Hall & Recreation Ground	SN8 4EL	Cricket	Community Organisation	A six wicket standard quality grass square. Used by Kennet Valley CC which has unsecure agreement to use the site. Spare capacity on the site cannot be used due to unsecure tenure.	Sustain square quality with appropriate levels maintenance. Look to secure tenure for Kennet Valley CC. If tenure can be secured look to utilise spare capacity.	ECB, WCB, Community Organisation	Local	H	S	L	Protect Provide
197	Marlborough College	SN8 1PA	Football	Education	Seven adult pitches, four youth 11v11 pitches and six mini 5v5 pitches, all of which are good quality and unavailable for community use.	Explore community use options.	FA, FF, WFA, Education	Key Centre	L	S	L	Protect

WILTSHIRE COUNCIL
PLAYING PITCH STRATEGY – COMMUNITY AREA PROFILES

Site ID	Site	Postcode	Sport	Management	Current status	Recommended actions	Partners	Site hierarchy tier	Priority	Timescales	Cost	Aim
197	Marlborough College	SN8 1PA	Rugby Union	Education	Eight good quality senior pitches unavailable for community use.	Sustain quality with continued school use.	RFU, Education	Key Centre	L	L	L	Protect
197	Marlborough College	SN8 1PA	Cricket	Education	Five grass squares and four standalone NTPs none of which are available for community use. All provision is good quality.	Sustain quality as appropriate to meet curricular and extracurricular demand.	ECB, WCB, Education	Key Centre	L	L	L	Protect
197	Marlborough College	SN8 1PA	Hockey	Education	Two standard quality full size pitches, both of which are available for community use and equipped with sports lighting. Both pitches have exceeded their 10-year recommended lifespan and thus require resurfacing.	Resurface the pitch before further deterioration occurs and ensure a sinking fund is in place for long-term sustainability.	EH, Education	Key Centre	H	S	H	Protect Enhance Provide
198	Marlborough Cricket Club	SN8 3HN	Football	Sports Club	One mini 7v7 pitch and one mini 5v5 pitch, both of which are standard quality.	Sustain quality.	FA, FF, WFA, Sports Club	Local	L	L	L	Protect
198	Marlborough Cricket Club	SN8 3HN	Cricket	Sports Club	A good quality 14 wicket grass square that has actual spare capacity to accommodate additional demand.	Sustain square quality with appropriate maintenance. Look to utilise spare capacity to accommodate future demand/alleviate shortfalls on other sites.	ECB, WCB, Sports Club	Local	L	S	L	Protect
200	Marlborough Rugby Club	SN8 1DL	Football	Sports Club	One poor quality adult pitch that has spare capacity discounted due to poor pitch quality. The site is serviced with poor quality ancillary facilities.	Improve quality to establish actual spare capacity for clubs. Explore feasibility of improving the site's ancillary provision.	FA, FF, WFA, Sports Club	Local	H	M	H	Protect Enhance Provide
200	Marlborough Rugby Club	SN8 1DL	Rugby Union	Sports Club	Two standard quality senior pitches that are both overplayed. Accompanied by good quality ancillary provision. In partnership with the local youth football club, Marlborough RUFC is looking to develop a dedicated training area on site, which would potentially include sports lighting of the area.	Improve pitches through enhanced levels of maintenance. Explore opportunity to develop dedicated training area, with sports lighting.	RFU, Sports Club	Local	M	M	M	Protect Enhance Provide
201	Marlborough Town Football Club	SN8 2BG	Football	Sports Club	One poor quality adult pitch that is overplayed by 0.5 match equivalent sessions per week.	Improve quality to alleviate overplay.	FA, FF, WFA, Sports Club	Local	M	S	L	Protect Enhance
209	Minal Cricket Club & Sports Field	SN8 2LY	Football	Sports Club	Two mini 7v7 pitches and one mini 5v5 pitch, all of which are poor quality. The former are played to capacity, whilst the latter have spare capacity discounted due to poor pitch quality.	Improve quality to establish actual spare capacity for clubs.	FA, FF, WFA, Sports Club	Local	L	S	L	Protect Enhance

WILTSHIRE COUNCIL
PLAYING PITCH STRATEGY – COMMUNITY AREA PROFILES

Site ID	Site	Postcode	Sport	Management	Current status	Recommended actions	Partners	Site hierarchy tier	Priority	Timescales	Cost	Aim
209	Minal Cricket Club & Sports Field	SN8 2LY	Cricket	Sports Club	A good quality six wicket grass square that has spare capacity to accommodate additional demand. Used by Marlborough CC.	Sustain square quality with appropriate maintenance. Look to utilise spare capacity to accommodate future demand/alleviate shortfalls on other sites.	ECB, WCB, Sports Club	Local	L	S	L	Protect
251	Ramsbury Recreation Centre	SN8 2RB	Football	Trust	One youth 11v11 pitch and one youth 9v9 pitch, both of which are standard quality. The former is played to capacity and the latter is overplayed by 2.5 match equivalent sessions per week.	Improve quality to alleviate overplay.	FA, FF, WFA, Trust	Local	M	S	L	Protect Enhance
251	Ramsbury Recreation Centre	SN8 2RB	Cricket	Trust	A good quality six wicket square accompanied by an NTP. Square has capacity to accommodate additional demand. Rented annual to Ramsbury CC.	Sustain square quality with appropriate maintenance. Look to utilise spare capacity to accommodate future demand/alleviate shortfalls on other sites.	ECB, WCB, Trust	Local	L	S	L	Protect
261	Salisbury Road Recreation Ground	SN8 4AE	Football	Council	One poor quality youth 9v9 pitch that is overplayed by 2.5 match equivalent sessions per week.	Improve quality to alleviate overplay.	FA, FF, WFA	Local	M	S	L	Protect Enhance
297	St John's Marlborough	SN8 4AX	Football	Education	Two standard quality adult pitches that are unavailable for community use.	Explore community use options.	FA, FF, WFA, Education	Local	L	S	L	Protect
297	St John's Marlborough	SN8 4AX	3G	Education	The FF has identified St John's School (Marlborough) as a potential site for a full size sports lit 3G pitch, although no formal plans have been submitted as of yet. This would be built to WR compliancy to ensure Marlborough RFC could utilise for training	Explore opportunity to develop 3G pitch onsite.	FA, FF, WFA RFU Education	Local	H	L	H	Provide
297	St John's Marlborough	SN8 4AX	Rugby Union	Education	One poor quality senior pitch. Pitch to capacity by curricular demand.	Improve pitch quality for curricular and extra curricular demand.	RFU, Education	Local	L	L	L	Protect Enhance

WILTSHIRE COUNCIL PLAYING PITCH STRATEGY – COMMUNITY AREA PROFILES

Area 9: Melksham

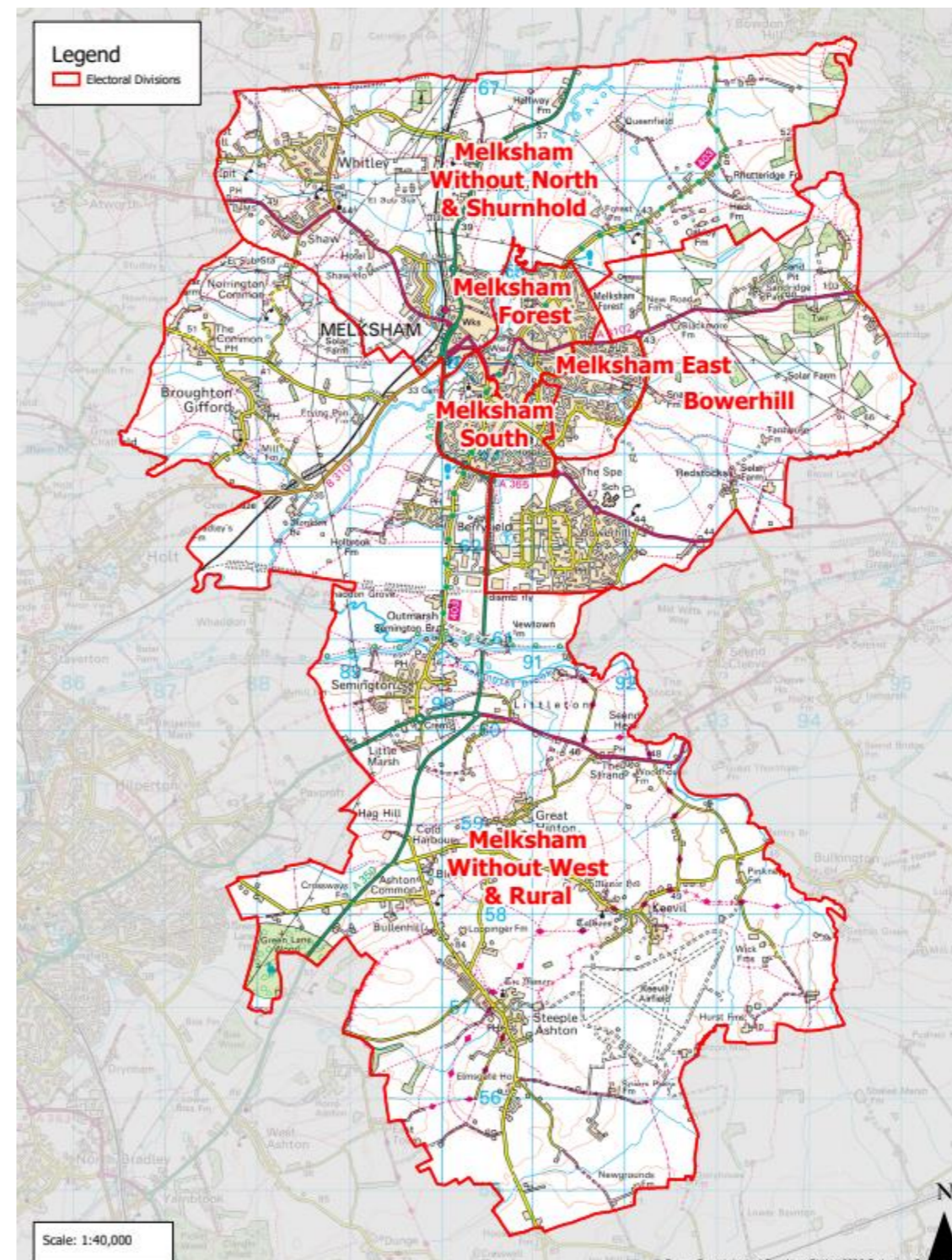
The Melksham Community Area has one principal town, Melksham, and there are 11 parishes across the community area. Melksham is a working town with a strong employment and manufacturing base. The town benefits from having fast access to the motorway network. The proximity of the market towns of Trowbridge, Chippenham and Devizes (and the city of Bath and Swindon only 30 and 45 minutes away respectively) ensures strong competition between these centres for economic advantage. Melksham town centre provides a range of local services and convenience shopping.

Table 9.1: Population in Melksham

Area (9,864 hectares)	Current population	Future population (ONS-based 2038 projections)	Housing growth (dwellings) in Local Plan (2020-2038)
Melksham	29,831	31,530	2,456

Table 9.2: Pitch sport team numbers in Melksham

Sport	Team gender	Age band	No. of teams	Current population
Football	Mens	16-45	16	4,709
Football	Womens	16-45	1	4,679
Football	Boys	12-15	10	773
Football	Girls	12-15	5	700
Football	Boys	10-11	16	381
Football	Girls	10-11	2	393
Football	Mixed	8-9	20	758
Football	Mixed	6-7	15	731
Cricket	Mens	18-55	9	6,516
Cricket	Womens	18-55	0	6,539
Cricket	Boys	7-18	5	2,190
Cricket	Girls	7-18	0	2,111
Rugby Union	Mens	19-45	2	4,215
Rugby Union	Womens	19-45	1	4,224
Rugby Union	Boys	13-18	3	1,039
Rugby Union	Girls	13-18	1	948
Rugby Union	Mixed	7-12	7	2,313
Rugby League	Mens	19-45	0	4,215
Rugby League	Womens	19-45	0	4,224
Rugby League	Boys	12-18	0	1,264
Rugby League	Girls	12-18	0	1,148
Rugby League	Mixed	7-11	0	1,887
Hockey	Mens	17-55	0	6,672
Hockey	Womens	17-55	0	6,668
Hockey	Boys	14-16	0	545
Hockey	Girls	14-16	0	506
Hockey	Boys	11-13	0	581
Hockey	Girls	11-13	0	560
Hockey	Mixed	5-10	0	2,190



WILTSHIRE COUNCIL
PLAYING PITCH STRATEGY – COMMUNITY AREA PROFILES

Key grass pitch sport sites

Table 9.3: Key grass pitch sites in Melksham and their pitches

Site ID	Site name	Adult football	Youth 11v11 football	Youth 9v9 football	Mini 7v7 football	Mini 5v5 football	Cricket squares	Senior rugby	Junior rugby	Mini rugby
229	Oakfield Stadium	2	4	3	2	3	-	3	-	-
248	Queen Elizabeth II Diamond Jubilee Field (Melksham)	1	-	2	2	3	-	-	-	-

AGP provision

Table 9.4: AGPs identified in Melksham

Site ID	Site name	Community use	Number of pitches	Pitch size	Sports lighting?	Pitch surface	Pitch quality
205	Melksham Oak Community School	Yes	1	Full Size	Yes	Sand Filled	Poor

Sport by sport overview

- Football** – overplay is identified on adult and youth 9v9 pitches at Forest Community Centre and Queen Elizabeth II Diamond Jubilee Field whilst actual spare capacity is identified on youth 11v11 and mini 5v5 pitches at Oakfield Stadium and St Marys Recreation Field. Mini 7v7 pitches are played to capacity. One adult, one youth 9v9 and one mini 7v7 team are expected to be generated through population growth alone. Key clubs in the area include Melksham Town Youth and FOF football clubs.
- 3G** – with no full size 3G pitches currently provided in Melksham, there is deemed to be a shortfall of two full size 3G pitches based on the FA’s training model.
- Cricket** – actual spare capacity of varying levels is identified at all peak times for cricket in Melksham. Melksham CC is a key cricket club in the area.
- Rugby** – overplay of 4.75 match equivalent sessions per week is identified at Oakfield Stadium. The site hosts all demand from Melksham RUFC, the only rugby club based in Melksham.
- Hockey** – with capacity at Melksham Oak Community School discounted due to poor pitch quality, there is no capacity for hockey within Melksham. However, no demand is identified for hockey in Melksham either.

Population growth

Based on population projections to 2038 (the period to which this assessment projects population based future demand), Sport England’s Playing Pitch Calculator can estimate the likely additional demand for grass rugby union pitches that will arise from any growth. This is by using the current and future populations in each of the relevant age groups together with the current team numbers, with team generation rates then established to understand how much growth is required to establish one new team.

For reference, the total current population in Wiltshire of 515,363 will increase to 541,068 by 2038. This is an increase of 25,704 people. The table below shows the number of new teams projected to be generated by the new population in Melksham and the requisite match equivalent sessions it will create. Please, however, note that this does include population increases linked to housing growth, which is instead covered separately following the table.

Table 9.5: Melksham team generation rates

Sport	Team Gender	Team generation rate	Population Increase	Additional teams	Additional matches per week	Additional pitches required ¹¹
Football	Mens	294.30	265.49	0.90	0.45	0.23
Football	Womens	4678.60	263.78	0.06	0.03	0.01
Football	Boys	77.34	43.61	0.56	0.28	0.14
Football	Girls	139.97	39.46	0.28	0.14	0.07
Football	Boys	23.79	21.46	0.90	0.45	0.23
Football	Girls	196.36	22.14	0.11	0.06	0.03
Football	Mixed	37.91	42.75	1.13	0.56	0.14
Football	Mixed	48.70	41.19	0.85	0.42	0.11

¹¹ Assuming additional pitches provided would be of standard quality.

WILTSHIRE COUNCIL
PLAYING PITCH STRATEGY – COMMUNITY AREA PROFILES

Sport	Team Gender	Team generation rate	Population Increase	Additional teams	Additional matches per week	Additional pitches required ¹¹
Cricket	Mens	723.95	367.35	0.51	0.25	0.06
Cricket	Womens	-	368.69	-	-	-
Cricket	Boys	438.08	123.50	0.28	0.14	0.04
Cricket	Girls	-	119.01	-	-	-
Rugby Union	Mens	2107.43	237.64	0.11	0.06	0.03
Rugby Union	Womens	4224.40	238.17	0.06	0.03	0.01
Rugby Union	Boys	346.26	58.57	0.17	0.08	0.04
Rugby Union	Girls	947.90	53.44	0.06	0.03	0.01
Rugby Union	Mixed	330.37	130.39	0.39	0.20	0.10
Rugby League	Mens	-	237.64	-	-	-
Rugby League	Womens	-	238.17	-	-	-
Rugby League	Boys	-	71.27	-	-	-
Rugby League	Girls	-	64.70	-	-	-
Rugby League	Mixed	-	106.38	-	-	-
Hockey	Mens	-	376.19	-	-	-
Hockey	Womens	-	375.93	-	-	-
Hockey	Boys	-	30.73	-	-	-
Hockey	Girls	-	28.53	-	-	-
Hockey	Boys	-	32.75	-	-	-
Hockey	Girls	-	31.59	-	-	-
Hockey	Mixed	-	123.47	-	-	-

As seen in the table above, an additional adult, one youth 9v9 and one mini 7v7 football team is expected to be generated through population growth alone in the Melksham Analysis Area.

Housing growth

The anticipated population increase over the 14 year period (2038) equates to 8.94 match equivalent sessions of demand per week for grass pitch sports, zero match equivalent sessions on hockey suitable AGP and 25.09 match equivalent sessions of demand per season for cricket. Training demand equates to 16.14 hours of use per week for football on 3G pitches and zero hours on hockey suitable AGP.

Table 9.6: Demand for grass pitch sports generated from a population increase of 5,649.

Pitch sport	Estimated demand by sport	
	Match demand per week	Training demand
Adult football	1.71	16.14 hours
Youth football	3.20	As above
Mini soccer	3.16	As above
Rugby union	0.87	1.03 equivalent sessions
Rugby league	0.00	0.00 match equivalent sessions
Adult hockey	0.00	0.00 hours
Junior & mixed hockey	0.00	0.00 hours
Cricket	25.09	-

The table below translates estimated demand into new pitch provision with associated capital and lifestyle costs.

WILTSHIRE COUNCIL
PLAYING PITCH STRATEGY – COMMUNITY AREA PROFILES

Table 9.7: Estimated demand and costs for new pitch provision

Pitch type	Estimated demand and costs for new pitches			Changing rooms	
	Number of pitches to meet demand	Capital cost	Lifecycle Cost (per annum)	Number	Capital cost
Adult football	1.71	£191,788	£37,782	3.42	£684,334
Youth football	3.20	£294,100	£59,408	2.95	£591,419
Mini soccer	3.16	£96,565	£19,120	0.00	£0
Rugby union	0.87	£147,172	£27,227	1.75	£350,091
Rugby league	0.00	£0	£0	0.00	£0
Cricket	0.57	£200,898	£36,965	1.14	£228,558
Sand AGPs	0.00	£0	£0	0.00	£0
3G pitches	0.42	£493,808	£14,524	0.85	£170,017
Total	9.94	£1,424,331	£195,026	10.11	£2,024,420

Overall, an additional 9.94 pitches would be required to meet additional demand arising from a population increase of 5,649. This would require an expected capital cost of £1,424,331 and a lifecycle cost per annum of £195,026.

Action Plan

Site ID	Site	Postcode	Sport	Management	Current status	Recommended actions	Partners	Site hierarchy tier	Priority	Timescales	Cost	Aim
9	Aloeric Primary School	SN12 6HN	Football	Education	One poor quality mini 7v7 pitch that is unavailable for community use.	Improve quality to better accommodate curricular and extra-curricular demand.	FA, FF, WFA, Education	Local	L	S	L	Protect Enhance
55	Broughton Gifford Common	SN12 8LY	Football (Disused)	Broughton Gifford Parish Council	One disused adult pitch with the site currently actively used for cricket.	No action required.	FA, FF, WFA, Parish Council	-	-	-	-	-
55	Broughton Gifford Common	SN12 8LY	Cricket	Broughton Gifford Parish Council	A good quality seven wicket grass square that has capacity to accommodate additional demand, Used by Broughton Gifford CC Accompanied by poor quality ancillary provision.	Sustain square quality with appropriate maintenance. Look to utilise spare capacity to accommodate future demand/alleviate shortfalls on other sites. Explore options, where possible, to improve poor quality ancillary provision.	ECB, WCB, Parish Council	Local	L	S	L	Protect
127	Forest Community Centre	SN12 7BB	Football	Community Organisation	One adult pitch and one mini 5v5 pitch, both of which are poor quality. The former is overplayed by 0.5 match equivalent sessions per week, whilst the latter has spare capacity discounted due to poor pitch quality.	Improve quality to alleviate overplay and establish spare capacity for clubs.	FA, FF, WFA, Community Organisation	Local	M	S	L	Protect Enhance
160	Hospital Pitch Campion Drive	SN12 7SN	Football (Disused)	Council	Disused site which accommodated one adult pitch last marked circa 2006.	Explore feasibility of bringing the playing field back into use given local shortfalls and ensure replacement provision is provided in line with national planning policy should a proposal come forward that will result in permanent loss.	FA, FF, WFA, Council	Local	L	L	L	Protect

WILTSHIRE COUNCIL
PLAYING PITCH STRATEGY – COMMUNITY AREA PROFILES

Site ID	Site	Postcode	Sport	Management	Current status	Recommended actions	Partners	Site hierarchy tier	Priority	Timescales	Cost	Aim
168	King George V Playing Field (Melksham)	SN12 7ED	Football (Disused)	Council	Disused site which previously accommodated one youth 11v11 pitch. Last actively marked out circa 2015.	Explore feasibility of bringing the playing field back into use given local shortfalls and ensure replacement provision is provided in line with national planning policy should a proposal come forward that will result in permanent loss.	FA, FF, WFA, Council	Local	L	L	L	Protect
187	Little Marsh	BA14 6JE	Football	Sports Club	One poor quality adult pitch that is played to capacity. The site is serviced with poor quality ancillary facilities.	Improve quality to establish actual spare capacity for clubs. Explore feasibility of improving the site's ancillary provision.	FA, FF, WFA, Sports Club	Local	M	M	M	Protect Enhance
204	Melksham House	SN12 6ES	Cricket	Sports club	A good quality ten wicket grass square, accompanied by an NTP, that has spare capacity to accommodate additional demand. Leased long term to Melksham CC. The Club has plans to develop dedicated women's changing rooms and extend its social area.	Sustain square quality with appropriate levels of maintenance. Assist the Club where possible, with its ancillary provision development plans. Look to utilise spare capacity to accommodate future demand/alleviate shortfalls on other sites.	ECB, WCB, Sports Club	Local	M	M	M	Protect Enhance
205	Melksham Oak Community School	SN12 6QZ	Football	Education	Four standard quality adult pitches that are unavailable for community use.	Explore community use options.	FA, FF, WFA, Education	Local	L	S	L	Protect
205	Melksham Oak Community School	SN12 6QZ	Rugby Union	Education	One standard quality senior pitch. Played to capacity by curricular demand.	Sustain pitch quality for curricular and extracurricular demand.	RFU, Education	Local	L	L	L	Protect
205	Melksham Oak Community School	SN12 6QZ	Hockey	Education	One poor quality full size pitch that is available for community use and is equipped with sports lighting. The pitch has exceeded its 10-year recommended lifespan and thus requires resurfacing.	Resurface the pitch to improve quality and ensure a sinking fund is in place for long-term sustainability.	EH, Education	Local	H	S	H	Protect Enhance Provide
229	Oakfield Stadium	SN12 7GU	Football/ 3G	Sports Club	Two adult pitches and two youth 9v9 pitches, all of which are good quality. Four youth 11v11 pitches, one youth 9v9 pitch, two mini 7v7 pitches and three mini 5v5 pitches, all of which are standard quality. The site is home to Melksham Town FC (Step 4). The youth 11v11 pitches, two of the youth 9v9 pitches and three mini 5v5 pitches each have actual spare capacity amounting to a combined total of 2.5 match equivalent sessions per week. Aspirations exist for the construction of a new full size 3G pitch at the site.	Utilise actual spare capacity where it exists, via the transfer of demand from overplayed sites or via future demand. Ensure the site meets the minimum requirements to progress through the football pyramid. Support plans for the potential construction of a full size 3G pitch, and consider suitability for both football and rugby (World Rugby compliancy) given dual use nature of the site.	FA, FF, WFA, RFU, Sports Club	Key Centre	H	M	H	Protect Enhance Provide

WILTSHIRE COUNCIL
PLAYING PITCH STRATEGY – COMMUNITY AREA PROFILES

Site ID	Site	Postcode	Sport	Management	Current status	Recommended actions	Partners	Site hierarchy tier	Priority	Timescales	Cost	Aim
229	Oakfield Stadium	SN12 7GU	Rugby Union	Sports Club	Three standard quality senior pitches, of which two have sports lighting. Each pitch is overplayed. Accompanied by good quality ancillary provision.	Improve pitch quality with enhanced levels of maintenance. Consider 3G provision as a solution to capacity issues.	RFU, Sports Club	Key Centre	L	L	L	Protect Enhance
248	Queen Elizabeth II Diamond Jubilee Field (Melksham)	SN12 6TL	Football	Council	One adult pitch, two youth 9v9 pitches, two mini 7v7 pitches and three mini 5v5 pitches, all of which are standard quality. The adult and youth 9v9 pitches are both overplayed by two match equivalent sessions per week.	Improve quality to alleviate overplay.	FA, FF, WFA	Local	M	S	L	Protect Enhance
275	Shaw Village Hall	SN12 8EP	Football	Community Organisation	One poor quality adult pitch that is played to capacity. The site is serviced with poor quality ancillary facilities.	Improve quality to establish actual spare capacity for clubs. Explore feasibility of improving the site's ancillary provision.	FA, FF, WFA, Community Organisation	Local	M	M	M	Protect Enhance
303	St Marys Recreation Field	BA14 6EN	Football	Council	One standard quality adult pitch that has actual spare capacity amounting to 0.5 match equivalent sessions per week.	Consider potential rationalisation of provision to contribute to a hub site. If not feasible improve pitch quality with enhanced levels of maintenance.	FA, FF, WFA	Local	L	L	L	Protect Enhance
303	St Marys Recreation Field	BA14 6EN	Football (Recreational)	Council	One youth 11v11 pitch not actively marked with a set of posts. Used for recreational demand.	Explore the feasibility of bringing the pitch back into use for affiliated demand from the community.	FA, FF, WFA	Local	L	L	L	Protect
324	The Conigre (Closed)	SN12 6ES	Football (Disused)	Unknown	Disused site which previously accommodated one adult pitch Last actively marked out circa 2017.	No action is required.	-	-	-	-	-	-
324	The Conigre (Closed)	SN12 6ES	Rugby Union (Disused)	Unknown	Disused site which previously accommodated one senior pitch Last actively marked out circa 2017.	No action is required.	-	-	-	-	-	-
388	The Manor	BA14 6SB	Cricket	Unknown	A good quality seven wicket grass square that has capacity to accommodate additional demand. Used by Keevil CC.	Sustain square quality with appropriate maintenance. Look to utilise spare capacity to accommodate future demand/alleviate shortfalls on other sites.	ECB, WCB	Local	L	S	L	Protect
391	Whitley Golf Club	SN12 8EQ	Cricket	Golf Club	A standard quality six-wicket grass square that has capacity to accommodate additional discounted due to unsecure tenure. Used by Whitley CC which rents the use of the provision. The Club does not have access to toilets nor suitable female changing in its pavilion, having to use facilities at the golf club.	Sustain square quality with appropriate maintenance. Look to secure long term tenure for Whitley CC. Explore potential options to improve onsite ancillary provision for Whitley CC, particularly regarding accessing toilets.	ECB, WCB, England Golf, Golf Club	Local	M	M	L-M	Protect Enhance Provide

WILTSHIRE COUNCIL
PLAYING PITCH STRATEGY – COMMUNITY AREA PROFILES

Site ID	Site	Postcode	Sport	Management	Current status	Recommended actions	Partners	Site hierarchy tier	Priority	Timescales	Cost	Aim
394	St Barnabas Cricket Ground	SN12 7PT	Cricket	<i>Unknown</i>	A good quality seven wicket grass square overplayed 15 match equivalent sessions. Used Corsham CC which expresses an ambition to invest in onsite ancillary provision.	Sustain square quality with appropriate maintenance. Explore options to assist the Club in its ancillary provision ambitions.	ECB, WCB	Local	L	M	L-M	Protect Enhance

WILTSHIRE COUNCIL PLAYING PITCH STRATEGY – COMMUNITY AREA PROFILES

Area 10: Pewsey

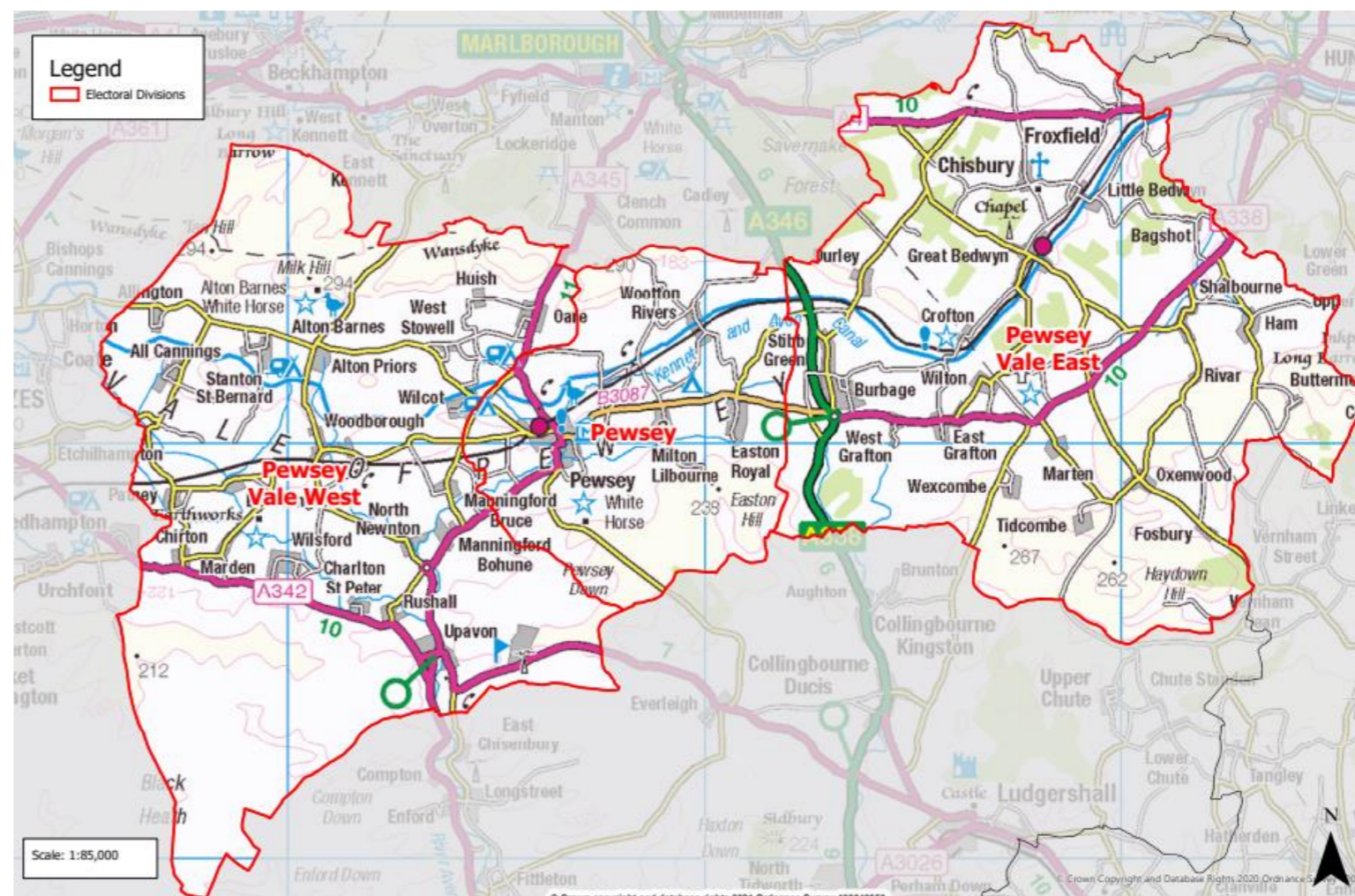
The Pewsey Community Board area covers rural countryside in the middle of Wiltshire known as the Pewsey Vale. It is dominated by one settlement, the ancient village of Pewsey. The community area covers a broad and rich valley between the Marlborough Downs to the north and Salisbury Plain to the south and extends to Wiltshire’s eastern boundary. The surrounding area is one of small villages and large farm estates and is very rural in nature. There are 26 parishes across the community area.

Table 10.1: Population in Pewsey

Area (26,837 hectares)	Current population	Future population (ONS-based 2038 projections)	Housing growth (dwellings) in Local Plan (2020-2038)
Pewsey	16,687	17,637	546

Table 10.2: Pitch sport team numbers in Pewsey

Sport	Team gender	Age band	No. of teams	Current population
Football	Mens	16-45	2	2,217
Football	Womens	16-45	0	2,128
Football	Boys	12-15	3	404
Football	Girls	12-15	0	393
Football	Boys	10-11	2	240
Football	Girls	10-11	0	206
Football	Mixed	8-9	2	379
Football	Mixed	6-7	4	392
Cricket	Mens	18-55	10	3,288
Cricket	Womens	18-55	0	3,312
Cricket	Boys	7-18	5	1,233
Cricket	Girls	7-18	1	1,127
Rugby Union	Mens	19-45	1	1,936
Rugby Union	Womens	19-45	0	1,880
Rugby Union	Boys	13-18	0	583
Rugby Union	Girls	13-18	0	539
Rugby Union	Mixed	7-12	5	1,238
Rugby League	Mens	19-45	0	1,936
Rugby League	Womens	19-45	0	1,880
Rugby League	Boys	12-18	0	686
Rugby League	Girls	12-18	0	642
Rugby League	Mixed	7-11	0	1,030
Hockey	Mens	17-55	0	3,379
Hockey	Womens	17-55	0	3,401
Hockey	Boys	14-16	0	275
Hockey	Girls	14-16	0	292
Hockey	Boys	11-13	0	334
Hockey	Girls	11-13	0	296
Hockey	Mixed	5-10	0	1,161



WILTSHIRE COUNCIL
PLAYING PITCH STRATEGY – COMMUNITY AREA PROFILES

Key grass pitch sport sites

Table 10.3: Key grass pitch sites in Pewsey and their pitches

Site ID	Site name	Adult football	Youth 11v11 football	Youth 9v9 football	Mini 7v7 football	Mini 5v5 football	Cricket squares	Senior rugby	Junior rugby	Mini rugby
236	Pewsey Old Hospital Pitches	-	-	1	1	1	-	-	-	-
237	Pewsey Vale Football Club	1	-	-	2	-	-	-	-	-

AGP provision

No AGPs are identified in the Pewsey Analysis Area.

Sport by sport overview

- ◀ **Football** – overplay is identified youth 9v9 pitches at Pewsey Old Hospital Pitches whilst actual spare capacity is identified on adult and youth 11v11 pitches at Barn Meadow. Mini 7v7 and mini 5v5 pitches are played to capacity. No additional teams are expected to be generated through population growth alone. Pewsey Vale Youth FC is identified as a key club in the area.
- ◀ **3G** – with no 3G pitches currently provided in Pewsey, there is deemed to be a shortfall of 0.5 full size 3G pitches based on the FA’s training model.
- ◀ **Cricket** – actual spare capacity of varying levels is identified at all peak times for cricket in Pewsey. Burbage and Easton Royal and Wilcot cricket clubs are identified as key in the area.
- ◀ **Rugby** – actual spare capacity of one match equivalent session per week is identified at Angela Yeates Memorial Ground. The site hosts all demand from Pewsey Vale RUFC, the only club identified within Pewsey. A dedicated sportslit training area means training demand is removed from the match pitches.
- ◀ **Hockey** – no hockey suitable AGPs are identified in Pewsey although no hockey demand is identified in Pewsey.

Population growth

Based on population projections to 2038 (the period to which this assessment projects population based future demand), Sport England’s Playing Pitch Calculator can estimate the likely additional demand for grass rugby union pitches that will arise from any growth. This is by using the current and future populations in each of the relevant age groups together with the current team numbers, with team generation rates then established to understand how much growth is required to establish one new team.

For reference, the total current population in Wiltshire of 515,363 will increase to 541,068 by 2038. This is an increase of 25,704 people. The table below shows the number of new teams projected to be generated by the new population in Pewsey and the requisite match equivalent sessions it will create. Please, however, note that this does include population increases linked to housing growth, which is instead covered separately following the table.

Table 10.4: Pewsey team generation rates

Sport	Team Gender	Team generation rate	Population Increase	Additional teams	Additional matches per week	Additional pitches required ¹²
Football	Mens	1108.49	124.99	0.11	0.06	0.03
Football	Womens	-	119.95	-	-	-
Football	Boys	134.62	22.77	0.17	0.08	0.04
Football	Girls	-	22.16	-	-	-
Football	Boys	120.18	13.55	0.11	0.06	0.03
Football	Girls	-	11.62	-	-	-
Football	Mixed	189.29	21.34	0.11	0.06	0.01
Football	Mixed	98.05	22.11	0.23	0.11	0.03
Cricket	Mens	328.79	185.37	0.56	0.28	0.07
Cricket	Womens	-	186.75	-	-	-
Cricket	Boys	246.56	69.50	0.28	0.14	0.04
Cricket	Girls	1127.03	63.54	0.06	0.03	0.01
Rugby Union	Mens	1936.21	109.16	0.06	0.03	0.01

¹² Assuming additional pitches provided would be of standard quality.

WILTSHIRE COUNCIL
PLAYING PITCH STRATEGY – COMMUNITY AREA PROFILES

Sport	Team Gender	Team generation rate	Population Increase	Additional teams	Additional matches per week	Additional pitches required ¹²
Rugby Union	Womens	-	105.99	-	-	-
Rugby Union	Boys	-	32.89	-	-	-
Rugby Union	Girls	-	30.37	-	-	-
Rugby Union	Mixed	247.50	69.77	0.28	0.14	0.07
Rugby League	Mens	-	109.16	-	-	-
Rugby League	Womens	-	105.99	-	-	-
Rugby League	Boys	-	38.70	-	-	-
Rugby League	Girls	-	36.21	-	-	-
Rugby League	Mixed	-	58.09	-	-	-
Hockey	Mens	-	190.51	-	-	-
Hockey	Womens	-	191.76	-	-	-
Hockey	Boys	-	15.49	-	-	-
Hockey	Girls	-	16.44	-	-	-
Hockey	Boys	-	18.83	-	-	-
Hockey	Girls	-	16.68	-	-	-
Hockey	Mixed	-	65.47	-	-	-

As seen in the table above, no additional teams are expected to be generated through population growth alone in the Pewsey Analysis Area.

Housing growth

The anticipated population increase over the 14 year period (2038) equates to 1.02 match equivalent sessions of demand per week for grass pitch sports, zero match equivalent sessions on hockey suitable AGP and 12.19 match equivalent sessions of demand per season for cricket. Training demand equates to 1.85 hours of use per week for football on 3G pitches and zero hours on hockey suitable AGP.

Table 10.5: Demand for grass pitch sports generated from a population increase of 1,256.

Pitch sport	Estimated demand by sport	
	Match demand per week	Training demand
Adult football	0.10	1.85 hours
Youth football	0.19	As above
Mini soccer	0.64	As above
Rugby union	0.10	0.14 equivalent sessions
Rugby league	0.00	0.00 match equivalent sessions
Adult hockey	0.00	0.00 hours
Junior & mixed hockey	0.00	0.00 hours
Cricket	12.19	-

The table below translates estimated demand into new pitch provision with associated capital and lifestyle costs.

Table 10.6: Estimated demand and costs for new pitch provision

Pitch type	Estimated demand and costs for new pitches			Changing rooms	
	Number of pitches to meet demand	Capital cost	Lifecycle Cost (per annum)	Number	Capital cost
Adult football	0.10	£10,692	£2,106	0.19	£38,152
Youth football	0.19	£17,446	£3,524	0.24	£48,786
Mini soccer	0.64	£19,565	£3,874	0.00	£0
Rugby union	0.10	£16,142	£2,986	0.19	£38,398
Rugby league	0.00	£0	£0	0.00	£0
Cricket	0.28	£97,756	£17,987	0.56	£111,216

WILTSHIRE COUNCIL
PLAYING PITCH STRATEGY – COMMUNITY AREA PROFILES

Pitch type	Estimated demand and costs for new pitches			Changing rooms	
	Number of pitches to meet demand	Capital cost	Lifecycle Cost (per annum)	Number	Capital cost
Sand AGPs	0.00	£0	£0	0.00	£0
3G pitches	0.05	£56,593	£1,665	0.10	£19,485
Total	1.35	£218,195	£32,142	1.28	£256,036

Overall, an additional 1.35 pitches would be required to meet additional demand arising from a population increase of 1,256. This would require an expected capital cost of £218,195 and a lifecycle cost per annum of £32,142.

Action Plan

Site ID	Site	Postcode	Sport	Management	Current status	Recommended actions	Partners	Site hierarchy tier	Priority	Timescales	Cost	Aim
5	All Cannings Church of England Primary School	SN10 3PG	Football	Education	Two poor quality mini 5v5 pitches that are unavailable for community use.	Improve quality to better accommodate curricular and extra-curricular demand.	FA, FF, WFA, Education	Local	L	S	L	Protect Enhance
6	All Cannings Cricket Club (Closed)	SN10 3NR	Football (Disused)	Sports Club	One disused adult and one disused youth football pitch. Last maintained circa 2017 accompanied by ancillary provision.	Explore feasibility of bringing the playing field back into use given local shortfalls and ensure replacement provision is provided in line with national planning policy should a proposal come forward that will result in permanent loss.	FA, FF, WFA	Local	L	L	L	Protect
7	All Cannings Village Green	SN10 3PB	Football (Recreational)	Council	One youth 11v11 pitch not actively marked with a set of posts. Used for recreational demand.	Explore the feasibility of bringing the pitch back into use for affiliated demand from the community.	FA, FF, WFA	Local	L	L	L	Protect
13	Angela Yeates Memorial Ground	SN9 5NL	Rugby Union	Council	Two standard quality senior pitches. Pitches have actual spare capacity. Accompanied by good quality ancillary provision.	Improve pitch quality with enhanced levels of maintenance.	RFU	Local	L	L	L	Protect Enhance
23	Barn Meadow	SN8 3AJ	Football	Community Organisation	One adult pitch and one youth 11v11 pitch, both of which are standard quality and have actual spare capacity amounting to 1.5 match equivalent sessions per week. The site is serviced with poor quality ancillary facilities.	Utilise actual spare capacity where it exists, via the transfer of demand from overplayed sites or via future demand. Explore feasibility of improving the site's ancillary provision.	FA, FF, WFA, Community Organisation	Local	M	M	M	Protect Enhance
57	Burbage & Easton Royal Sports Club	SN8 3AN	Football (Disused)	Sports Club	One disused adult pitch with the site currently actively used for cricket.	No action is required.	-	-	-	-	-	-
57	Burbage & Easton Royal Sports Club	SN8 3AN	Cricket	Sports Club	Two grass squares one with ten wickets the other with six and an NTP. Used Burbage & Easton Royal CC. Neither square has capacity to accommodate any additional demand,	Sustain each squares quality with appropriate levels of maintenance.	ECB, WCB, Sports Club	Local	L	L	L	Protect

WILTSHIRE COUNCIL
PLAYING PITCH STRATEGY – COMMUNITY AREA PROFILES

Site ID	Site	Postcode	Sport	Management	Current status	Recommended actions	Partners	Site hierarchy tier	Priority	Timescales	Cost	Aim
134	Great Bedwyn Cricket Club	SN8 3PB	Cricket	Sports Club	One good quality eight wicket grass square with capacity to accommodate additional demand. Accompanied by poor quality ancillary provision. Great Bedwyn CC wants to improve its poor quality changing facilities. It also states an ambition to install an electronic scoreboard in the coming years.	Sustain square quality with appropriate levels of maintenance. Assist the Club in its plans regarding ancillary improvements.	ECB, WCB, Sports Club	Local	M	M	M	Protect Enhance
135	Great Bedwyn Memorial Playing Field	SN8 3LR	Football	Community Organisation	One poor quality adult pitch that has spare capacity discounted due to poor pitch quality. The site is serviced with poor quality ancillary facilities.	Improve quality to establish actual spare capacity for clubs. Explore feasibility of improving the site's ancillary provision.	FA, FF, WFA, Community Organisation	Local	M	M	M	Protect Enhance
236	Pewsey Old Hospital Pitches	SN9 5NL	Football	Sports Club	One youth 9v9 pitch, one mini 7v7 pitch and one mini 5v5 pitch, all of which are poor quality. The youth 9v9 pitch is overplayed by 0.5 match equivalent sessions per week. The mini 5v5 pitch is played to capacity. The site is serviced with poor quality ancillary facilities. Pewsey Vale Youth FC aspires to develop the site's ancillary facilities, this would be through the development of dedicated women's and girls' facilities and added car parking space.	Improve quality to alleviate overplay. Explore the feasibility of improving the site's ancillary provision via the Club's aspirations. Explore the opportunity to develop a full size 3G pitch onsite.	FA, FF, WFA, Sports Club	Local	H	M	H	Protect Enhance Provide
237	Pewsey Vale Football Club	SN9 5BS	Football	Sports Club	One adult pitch and two mini 7v7 pitches, all of which are poor quality. The former is played to capacity, whilst the latter has spare capacity discounted due to poor pitch quality. The site is serviced with poor quality ancillary facilities. The site is home to Pewsey Vale FC (Regional Feeder League).	Improve quality to establish actual spare capacity for clubs. Ensure the site meets the minimum requirements to progress through the football pyramid. Explore the opportunity to develop a full size 3G pitch onsite.	FA, FF, WFA, Sports Club	Local	H	L	H	Protect Enhance Provide
238	Pewsey Vale School	SN9 5EW	Rugby Union	Education	One poor quality senior pitch unavailable for community use.	Improve pitch quality for continued school use.	RFU, Education	Local	L	L	L	Protect Enhance
257	Rushall C of E Primary School	SN9 6EN	Football	Education	One poor quality mini 5v5 pitch that is unavailable for community use.	Improve quality to better accommodate curricular and extra-curricular demand.	FA, FF, WFA, Education	Local	L	S	L	Protect Enhance
274	Shalbourne Recreation Ground	SN8 3PZ	Cricket	Sports Club	One good quality five wicket grass square that has capacity to accommodate additional demand. Used by Shalbourne CC	Sustain square quality with appropriate maintenance. Look to utilise spare capacity to accommodate future demand/alleviate shortfalls on other sites.	ECB, WCB, Sports Club	Local	L	S	L	Protect

WILTSHIRE COUNCIL
PLAYING PITCH STRATEGY – COMMUNITY AREA PROFILES

Site ID	Site	Postcode	Sport	Management	Current status	Recommended actions	Partners	Site hierarchy tier	Priority	Timescales	Cost	Aim
294	St Francis School	SN9 5NT	Football	Education	Two poor quality mini 7v7 pitches that are unavailable for community use.	Improve quality to better accommodate curricular and extra-curricular demand.	FA, FF, WFA, Education	Local	L	S	L	Protect Enhance
346	Upavon Playing Fields	SN9 6AB	Football (Recreational)	Council	One adult pitch not actively marked with a set of posts. Used for recreational demand.	Explore the feasibility of bringing the pitch back into use for affiliated demand from the community.	FA, FF, WFA	Local	L	L	L	Protect
384	The Ground at Big Garston Field	SN9 6EH	Cricket	<i>Unknown</i>	A standard quality five wicket grass square that has capacity to accommodate additional demand. Used by Avon Valley CC.	Sustain square quality with appropriate maintenance. Look to utilise spare capacity to accommodate future demand/alleviate shortfalls on other sites.	ECB, WCB	Local	L	S	L	Protect
392	Sir Phillip Dunn Memorial Ground	SN9 5NS	Cricket	Sports Club	A standard quality ten wicket grass square, accompanied by an NTP, that has capacity to accommodate additional demand. Leased to Wilcot CC that aspires to install an electronic scoreboard and fixed practice bays.	Sustain square quality with appropriate levels of maintenance. Assist the Club, where possible, with its ancillary and practice provision plans.	ECB, WCB, Sports Club	Local	M	M	M	Protect Enhance

WILTSHIRE COUNCIL PLAYING PITCH STRATEGY – COMMUNITY AREA PROFILES

Area 11: Royal Wootton Bassett and Cricklade

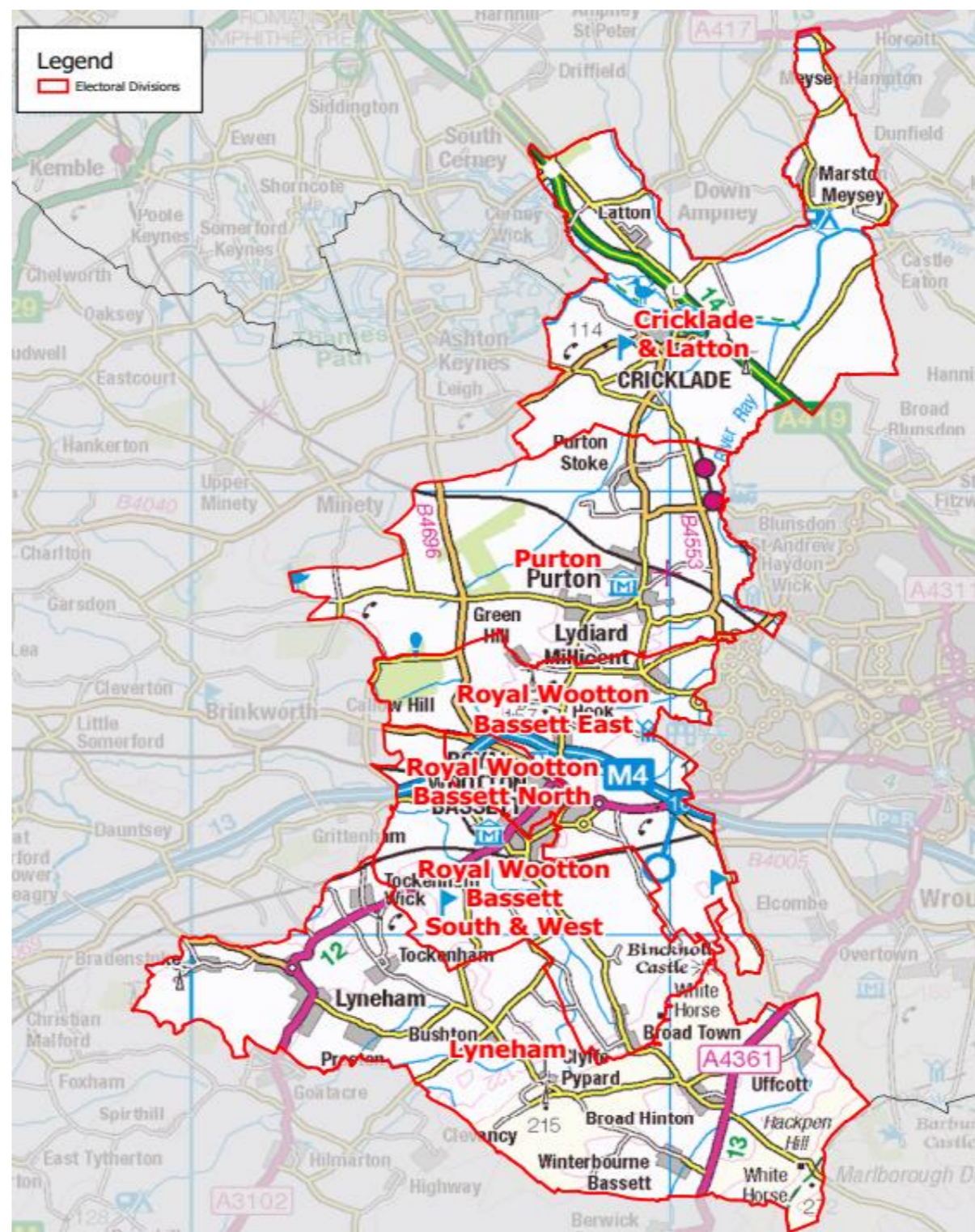
The Royal Wootton Bassett and Cricklade Community Board area hosts a wide range of communities that range from small hamlets to four major settlements that include the two market towns of Royal Wootton Bassett and Cricklade, as well as Purton and the developing Defence College of Technical Training at Lyneham. Covering a mainly rural hinterland, the community area is dissected by the M4 motorway which gives easy access to both Bristol and London, but it is the nearby thriving town of Swindon that provides the real economic generator for the area.

Table 11.1: Population in Royal Wootton Bassett and Cricklade

Area (15,374 hectares)	Current population	Future population (ONS-based 2038 projections)	Housing growth (dwellings) in Local Plan (2020-2038)
Royal Wootton Bassett & Cricklade	34,931	36,920	1,893

Table 11.2 Pitch sport team numbers in Royal Wootton Bassett and Cricklade

Sport	Team gender	Age band	No. of teams	Current population
Football	Mens	16-45	17	7,106
Football	Womens	16-45	2	5,514
Football	Boys	12-15	16	837
Football	Girls	12-15	1	796
Football	Boys	10-11	18	498
Football	Girls	10-11	2	398
Football	Mixed	8-9	15	856
Football	Mixed	6-7	13	824
Cricket	Mens	18-55	17	8,700
Cricket	Womens	18-55	1	7,466
Cricket	Boys	7-18	9	2,956
Cricket	Girls	7-18	0	2,417
Rugby Union	Mens	19-45	4	6,174
Rugby Union	Womens	19-45	1	4,894
Rugby Union	Boys	13-18	6	1,578
Rugby Union	Girls	13-18	4	1,234
Rugby Union	Mixed	7-12	11	2,565
Rugby League	Mens	19-45	0	6,174
Rugby League	Womens	19-45	0	4,894
Rugby League	Boys	12-18	0	1,790
Rugby League	Girls	12-18	0	1,423
Rugby League	Mixed	7-11	0	2,163
Hockey	Mens	17-55	3	9,152
Hockey	Womens	17-55	3	7,734
Hockey	Boys	14-16	0	584
Hockey	Girls	14-16	0	581
Hockey	Boys	11-13	3	681
Hockey	Girls	11-13	0	603
Hockey	Mixed	5-10	3	2,537



WILTSHIRE COUNCIL PLAYING PITCH STRATEGY – COMMUNITY AREA PROFILES

Key grass pitch sport sites

Table 11.3: Key grass pitch sites in Royal Wootton Bassett and Cricklade and their pitches

Site ID	Site name	Adult football	Youth 11v11 football	Youth 9v9 football	Mini 7v7 football	Mini 5v5 football	Cricket squares	Senior rugby	Junior rugby	Mini rugby
22	Ballards Ash Sports Ground	-	-	-	-	-	-	5	-	-
69	Chestnut Springs Playing Field	-	2	1	1	1	-	-	-	-
92	Cricklade Leisure Centre	1	1	1	1	1	-	-	-	-
130	Gerard Buxton Sports Ground	2	1	1	2	1	2	-	-	-

AGP provision

Table 11.4: AGPs identified in Royal Wootton Bassett and Cricklade

Site ID	Site name	Community use	Number of pitches	Pitch size	Sports lighting?	Pitch surface	Pitch quality
93	Cricklade Manor Prep School	No	1	Half Size	No	Sand Filled	Poor
130	Gerard Buxton Sports Ground	Yes	1	Full Size	Yes	Medium Pile 3G	Standard
212	Mod Lyneham	No	1	Full Size	Yes	Medium Pile 3G	Standard
255	Royal Wootton Bassett Academy	Yes	1	Full Size	Yes	Sand Filled	Good
292	St Bartholomew's Primary Academy	No	1	Half Size	No	Sand Dressed	Good

Sport by sport overview

- Football** – overplay is identified on youth 11v11 and youth 9v9 pitches at Bradon Forest School and Gerard Buxton Sports Ground whilst all other pitch types are played to capacity. An additional adult, one additional youth 11v11 and one additional youth 9v9 team are expected to be generated through population growth alone. Key clubs identified in the area include Wiltshire Football AFC, Cricklade Youth, Lydiard Millicent Juniors, Purton Youth and Royal Wootton Bassett Town Youth football clubs.
- 3G** – with two 3G pitches currently provided in Royal Wootton Bassett and Cricklade, there is deemed to be a shortfall of one full size 3G pitch based on the FA's training model.
- Cricket** – overplay is identified on Saturdays although actual spare capacity is identified on Sundays and midweek in Royal Wootton Bassett and Cricklade. Cricklade, Purton and Royal Wootton Bassett cricket clubs are identified as key in the area.
- Rugby** – overplay of 1.75 match equivalent sessions per week is identified at Ballards Ash Sports Ground. The site hosts all demand from Royal Wootton Bassett RUFC. Cricklade RUFC is also based in the area.
- Hockey** – the AGP at Royal Wootton Bassett Academy is the only pitch considered to contribute to the hockey supply. This pitch is played to capacity at peak times, primarily via match and training demand from Royal Wootton Bassett HC.

Population growth

Based on population projections to 2038 (the period to which this assessment projects population based future demand), Sport England's Playing Pitch Calculator can estimate the likely additional demand for grass rugby union pitches that will arise from any growth. This is by using the current and future populations in each of the relevant age groups together with the current team numbers, with team generation rates then established to understand how much growth is required to establish one new team.

For reference, the total current population in Wiltshire of 515,363 will increase to 541,068 by 2038. This is an increase of 25,704 people. The table below shows the number of new teams projected to be generated by the new population in Royal Wootton Bassett and Cricklade and the requisite match equivalent sessions it will create. Please, however, note that this does include population increases linked to housing growth, which is instead covered separately following the table.

WILTSHIRE COUNCIL
PLAYING PITCH STRATEGY – COMMUNITY AREA PROFILES

Table 11.5: Royal Wootton Bassett and Cricklade team generation rates

Sport	Team Gender	Team generation rate	Population Increase	Additional teams	Additional matches per week	Additional pitches required ¹³
Football	Mens	418.03	400.66	0.96	0.48	0.24
Football	Womens	2757.10	310.89	0.11	0.06	0.03
Football	Boys	52.28	47.16	0.90	0.45	0.23
Football	Girls	796.17	44.89	0.06	0.03	0.01
Football	Boys	27.67	28.08	1.01	0.51	0.25
Football	Girls	199.06	22.45	0.11	0.06	0.03
Football	Mixed	57.05	48.25	0.85	0.42	0.11
Football	Mixed	63.35	46.43	0.73	0.37	0.09
Cricket	Mens	511.76	490.50	0.96	0.48	0.12
Cricket	Womens	7466.34	420.96	0.06	0.03	0.01
Cricket	Boys	328.46	166.67	0.51	0.25	0.06
Cricket	Girls	-	136.26	-	-	-
Rugby Union	Mens	1543.44	348.08	0.23	0.11	0.06
Rugby Union	Womens	4893.56	275.90	0.06	0.03	0.01
Rugby Union	Boys	263.02	88.97	0.34	0.17	0.08
Rugby Union	Girls	308.53	69.58	0.23	0.11	0.06
Rugby Union	Mixed	233.16	144.60	0.62	0.31	0.16
Rugby League	Mens	-	348.08	-	-	-
Rugby League	Womens	-	275.90	-	-	-
Rugby League	Boys	-	100.92	-	-	-
Rugby League	Girls	-	80.21	-	-	-
Rugby League	Mixed	-	121.98	-	-	-
Hockey	Mens	3050.64	515.99	0.17	0.08	0.02
Hockey	Womens	2577.91	436.03	0.17	0.08	0.02
Hockey	Boys	-	32.90	-	-	-
Hockey	Girls	-	32.75	-	-	-
Hockey	Boys	227.06	38.40	0.17	0.08	0.02
Hockey	Girls	-	33.99	-	-	-
Hockey	Mixed	845.78	143.06	0.17	0.08	0.02

As seen in the table above, one additional adult, one youth 11v11 and one youth 9v9 football team and one senior men’s cricket team is expected to be generated through population growth alone in the Royal Wootton Bassett and Cricklade Analysis Area.

Housing growth

The anticipated population increase over the 14 year period (2038) equates to 6.07 match equivalent sessions of demand per week for grass pitch sports, 0.72 match equivalent sessions on hockey suitable AGP and 28.12 match equivalent sessions of demand per season for cricket. Training demand equates to 10.09 hours of use per week for football on 3G pitches and 1.23 hours on hockey suitable AGP.

Table 11.6: Demand for grass pitch sports generated from a population increase of 4,354.

Pitch sport	Estimated demand by sport	
	Match demand per week	Training demand
Adult football	1.00	10.09 hours
Youth football	2.32	As above
Mini soccer	1.72	As above

¹³ Assuming additional pitches provided would be of standard quality.

WILTSHIRE COUNCIL
PLAYING PITCH STRATEGY – COMMUNITY AREA PROFILES

Pitch sport	Estimated demand by sport	
	Match demand per week	Training demand
Rugby union	1.02	1.20 equivalent sessions
Rugby league	0.00	0.00 match equivalent sessions
Adult hockey	0.35	1.04 hours
Junior & mixed hockey	0.37	0.19 hours
Cricket	28.12	-

The table below translates estimated demand into new pitch provision with associated capital and lifestyle costs.

Table 11.7: Estimated demand and costs for new pitch provision

Pitch type	Estimated demand and costs for new pitches			Changing rooms	
	Number of pitches to meet demand	Capital cost	Lifecycle Cost (per annum)	Number	Capital cost
Adult football	1.00	£112,222	£22,108	2.00	£400,428
Youth football	2.32	£212,989	£43,024	2.32	£463,943
Mini soccer	1.72	£52,777	£10,450	0.00	£0
Rugby union	1.02	£172,086	£31,836	2.04	£409,356
Rugby league	0.00	£0	£0	0.00	£0
Cricket	0.65	£226,983	£41,765	1.29	£258,234
Sand AGPs	0.10	£93,574	£2,433	0.19	£38,661
3G pitches	0.27	£308,759	£9,081	0.53	£106,305
Total	7.07	£1,179,389	£160,696	8.38	£1,676,926

Overall, an additional 7.07 pitches would be required to meet additional demand arising from a population increase of 4,354. This would require an expected capital cost of £1,179,389 and a lifecycle cost per annum of £160,696.

Action Plan

Site ID	Site	Postcode	Sport	Management	Current status	Recommended actions	Partners	Site hierarchy tier	Priority	Timescales	Cost	Aim
22	Ballards Ash Sports Ground	SN4 8DS	Football (Disused)	Sports Club	Three disused pitches that are now used for rugby union demand. Football pitches not required due to the development Royal Wootton Bassett Sports Association.	No action required.	FA, FF, WFA, Sports Club	Local	-	-	-	Protect
22	Ballards Ash Sports Ground	SN4 8DS	Rugby Union	Sports Club	Five good quality senior pitches, with two serviced by sports lighting. The sports-lit pitches are overplayed, whilst some spare capacity exists on the remaining pitches. Serviced by good quality ancillary facilities.	Sustain quality. Consider installation of additional sports lighting to disperse training demand and reduce overplay. Consider access to suitable 3G provision to fully eradicate overplay.	RFU, Sports Club	Local	H	M	M	Enhance Protect
46	Bradon Forest School	SN5 4AT	3G	Education	Identified as a potential site for 3G development to meet shortfalls in Calne. The site has sufficient playing field land and surrounding ancillary provision to potentially develop provision.	Explore the feasibility of developing a full size 3G pitch onsite.	FA, FF, WFA, Education	Local	H	L	H	Provide

WILTSHIRE COUNCIL
PLAYING PITCH STRATEGY – COMMUNITY AREA PROFILES

Site ID	Site	Postcode	Sport	Management	Current status	Recommended actions	Partners	Site hierarchy tier	Priority	Timescales	Cost	Aim
46	Bradon Forest School	SN5 4AT	Rugby Union	Education	One poor quality junior pitch. Pitch is played to capacity due to curricular demand.	Improve pitch quality with enhanced levels of maintenance for curricular and extra curricular demand.	RFU, Education	Local	L	L	L	Protect
46	Bradon Forest School	SN5 4AT	Cricket	Education	One standalone NTP that's not available for community use.	Sustain quality as appropriate and retain as current use.	ECB, WCB, Education	Local	L	L	L	Protect
52	Broad Hinton C of E Primary School	SN4 9PQ	Football	Education	One poor quality mini 5v5 pitch that is unavailable for community use.	Improve quality to better accommodate curricular and extra-curricular demand.	FA, FF, WFA, Education	Local	L	S	L	Protect Enhance
69	Chestnut Springs Playing Field	SN5 3NH	Football	Lydiard Millicent Parish Council	Two youth 11v11 pitches, one youth 9v9 pitch, one mini 7v7 pitch and one mini 5v5 pitch, all of which are standard quality. The youth 9v9 pitches are played to capacity.	Sustain quality.	FA, FF, WFA, Parish Council	Local	L	L	L	Protect
69	Chestnut Springs Playing Field	SN5 3NH	Cricket	Lydiard Millicent Parish Council	A good quality five wicket grass square overplayed by one match equivalent session. Used by Lydiard Millicent CC.	Sustain quality with appropriate levels of maintenance.	ECB, WCB, Parish Council	Local	L	L	L	Protect
91	Cricklade Cricket Club	SN6 6BL	Cricket	Sports Club	A good quality ten wicket grass square that is played to capacity. Leased to Cricklade CC with a new agreement currently being negotiated.	Sustain quality with appropriate levels of maintenance. Ensure a new long term agreement is secured to provide security of tenure for Cricklade CC.	ECB, WCB, Sports Club	Local	H	S	L	Protect
92	Cricklade Leisure Centre	SN6 6JW	Football	Community Organisation	One standard quality adult pitch, one standard quality youth 11v11 pitch, one good quality youth 9v9 pitch and one good quality mini 5v5 pitch. The adult pitch is played to capacity, whilst the youth 11v11 pitch has actual spare capacity amounting to one match equivalent session per week. The site is serviced with poor quality ancillary facilities.	Utilise actual spare capacity where it exists, via the transfer of demand from overplayed sites or via future demand. Explore feasibility of improving the site's ancillary provision. Explore the feasibility to develop a full size 3G pitch onsite.	FA, FF, WFA, Community Organisation	Local	H	L	H	Protect Enhance Provide
93	Cricklade Manor Prep School	SN6 6BB	Football	Education	One standard quality youth 9v9 pitch that is unavailable for community use.	Improve quality to better accommodate curricular and extra-curricular demand.	FA, FF, WFA, Education	Local	L	S	L	Protect Enhance
93	Cricklade Manor Prep School	SN6 6BB	Hockey	Education	One smaller size pitch that is unavailable for community use and is without sports lighting.	Retain for curricular and extra-curricular demand.	EH, Education	Local	L	L	L	Protect
121	Fairview Fields (Cricklade Rugby Club)	SN6 6GH	Rugby Union	Sports club	One standard quality senior pitch with sports lighting. Pitch is overplayed by 0.15 match equivalent sessions per week. Accompanied by standard quality ancillary provision. Cricklade RUFC is currently looking for new land to buy to develop a new pitch site with multiple pitches and purpose built clubhouse/changing.	Improve pitch quality with enhanced levels of maintenance. Explore opportunity to improve ancillary provision. Support club in looking for new site to help the Club grow.	RFU, Sports club	Local	M	M	M	Protect Enhance Provide

WILTSHIRE COUNCIL
PLAYING PITCH STRATEGY – COMMUNITY AREA PROFILES

Site ID	Site	Postcode	Sport	Management	Current status	Recommended actions	Partners	Site hierarchy tier	Priority	Timescales	Cost	Aim
130	Gerard Buxton Sports Ground	SN4 8DS	Football	Royal Wootton Bassett Sports Association	Two adult pitches, one youth 11v11 pitch, one youth 9v9 pitch and one mini 5v5 pitch, all of which are good quality. The youth 11v11 pitch and youth 9v9 pitch are both overplayed by a combined total of 2.5 match equivalent sessions per week. The site is home to Royal Wootton Bassett Town FC (Step 5).	Consider transferring demand to sites with actual spare capacity to alleviate overplay. Ensure the site meets the minimum requirements to progress through the football pyramid. Explore the opportunity to develop a 2 nd 3G onsite.	FA, FF, WFA, Sports Association	Key Centre	H	L	H	Protect Provide
130	Gerard Buxton Sports Ground	SN4 8DS	3G	Royal Wootton Bassett Sports Association	One standard quality full size 3G pitch that is available for community use and is equipped with sports lighting.	Sustain quality. Explore the opportunity to develop a 2 nd 3G onsite.	FA, FF, WFA, Sports Association	Key Centre	H	L	H	Protect Provide
130	Gerard Buxton Sports Ground	SN4 8DS	Cricket	Royal Wootton Bassett Sports Association	One good quality square with 14 wickets overplayed by one match equivalent session. Also, one standard quality square with six wickets, accompanied by an NTP, with no capacity to accommodate and further demand.	Sustain good square quality with appropriate maintenance. Improve standard quality square with enhanced levels of maintenance. Improve pavilion, especially to better accommodate female activity.	ECB, WCB, Sports Association	Key Centre	L	S	L	Protect Enhance
188	Longleaze Primary School	SN4 8BA	Football	Education	One poor quality mini 5v5 pitch that is unavailable for community use.	Improve quality to better accommodate curricular and extra-curricular demand.	FA, FF, WFA, Education	Local	L	S	L	Protect Enhance
192	Lydiard Millicent C of E Primary School	SN5 3LR	Football	Education	One poor quality mini 5v5 pitch that is unavailable for community use.	Improve quality to better accommodate curricular and extra-curricular demand.	FA, FF, WFA, Education	Local	L	S	L	Protect Enhance
212	Mod Lyneham	SN15 4XX	Football	MOD	Five standard quality adult pitches that have spare capacity discounted due to unsecure tenure.	Seek to provide a community use agreement, to establish actual spare capacity for clubs.	FA, FF, WFA, MOD	Local	M	S	L	Protect
212	Mod Lyneham	SN15 4XX	3G	MOD	One full size 3G pitch that is equipped with sports lighting but is unavailable for community use.	Explore community use options.	FA, FF, WFA, MOD	Local	H	S	L	Protect
212	Mod Lyneham	SN15 4XX	Cricket	MOD	One standalone NTP that's not available for community use.	Sustain quality as appropriate and retain as current use.	ECB, WCB, MOD	Local	L	L	L	Protect
221	Noremarsh Junior School	SN4 8BT	Football	Education	Two poor quality mini 5v5 pitches, both of which are available for community use.	Improve quality.	FA, FF, WFA, Education	Local	L	S	L	Protect Enhance
245	Purton Cricket Club	SN5 4EB	Cricket	Sports club	A standard quality square with 13 wickets that has spare capacity to accommodate additional demand. Accompanied by poor quality ancillary facilities. Purton CC aspires to improve the provision including creating dedicated female changing rooms.	Sustain square quality with appropriate maintenance. Look to utilise spare capacity to accommodate future demand/alleviate shortfalls on other sites. Assist the Club, where possible, in improving onsite ancillary provision.	ECB, WCB, Sports Club	Local	M	M	M	Protect Enhance

WILTSHIRE COUNCIL
PLAYING PITCH STRATEGY – COMMUNITY AREA PROFILES

Site ID	Site	Postcode	Sport	Management	Current status	Recommended actions	Partners	Site hierarchy tier	Priority	Timescales	Cost	Aim
246	Purton FC (The Redhouse)	SN5 4DT	Football	Sports Club	One standard quality adult pitch that is played to capacity.	Sustain quality.	FA, FF, WFA, Sports Club	Local	L	L	L	Protect
255	Royal Wootton Bassett Academy	SN4 7HG	Football	Education	One poor quality adult pitch that is unavailable for community use.	Improve quality and explore community use options.	FA, FF, WFA, Education	Local	M	S	L	Protect Enhance
255	Royal Wootton Bassett Academy	SN4 7HG	Rugby Union	Education	One poor quality senior pitch unavailable for community use.	Improve pitch quality with enhanced levels of maintenance for continued school use.	RFU, Education	Local	L	L	L	Protect Enhance
255	Royal Wootton Bassett Academy	SN4 7HG	Hockey	Commercial	One good quality full size pitch that is available for community use and is equipped with sports lighting.	Sustain quality.	EH, Commercial	Local	L	L	L	Protect
292	St Bartholomew's Primary Academy	SN4 8AZ	Hockey	Education	One smaller size pitch that is unavailable for community use and is without sports lighting.	Retain for curricular and extra-curricular demand.	EH, Education	Local	L	L	L	Protect
307	St Sampsons CE Primary School	SN6 6AX	Football	Education	One poor quality mini 7v7 pitch that is unavailable for community use.	Improve quality to better accommodate curricular and extra-curricular demand.	FA, FF, WFA, Education	Local	L	S	L	Protect Enhance
308	St. Mary's C of E Primary School	SN5 4AR	Football	Education	One poor quality mini 5v5 pitch that is unavailable for community use.	Improve quality to better accommodate curricular and extra-curricular demand.	FA, FF, WFA, Education	Local	L	S	L	Protect Enhance
339	The Water Pitches	SN6 6BL	Rugby Union (Disused)	Education	Two disused age grade pitches. Last maintained circa 2005.	Explore feasibility of bringing the playing field back into use given local shortfalls and ensure replacement provision is provided in line with national planning policy should a proposal come forward that will result in permanent loss.	RFU, Education	Local	L	L	L	Protect
390	Manor Lane	SN4 9PL	Cricket	Sports club	A standard quality square with eight wickets that has spare capacity to accommodate further demand. Leased long term to White Horse CC. There are five years remaining on its current agreement. The Club aspires to improve square quality and needs to replace its current machinery.	Improve square quality with enhanced levels of maintenance. Assist the Club in obtaining new machinery to better maintain provision. Ensure White Horse CC obtains a long new term lease agreement when required.	ECB, WCB, Sports Club	Local	M	M	M	Protect Enhance

WILTSHIRE COUNCIL PLAYING PITCH STRATEGY – COMMUNITY AREA PROFILES

Area 12: Salisbury

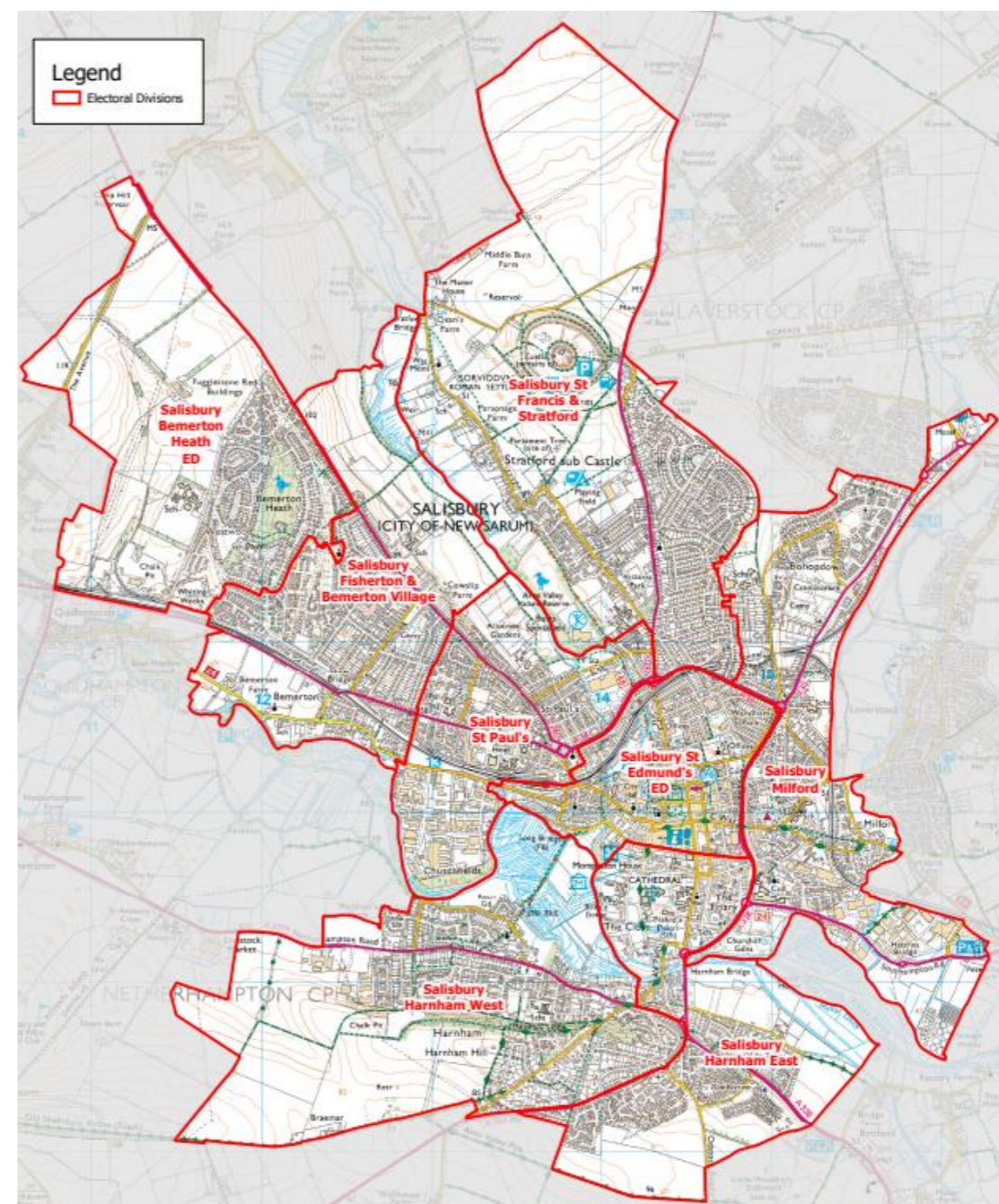
Salisbury Community Board area is made up of the mediaeval cathedral city only and, as a consequence, is the only one of Wiltshire’s 20 community area’s that does not have a rural hinterland surrounding its market town and service centre. The City is the largest single urban settlement in the County, but its lack of a hinterland ranks the community area as the 3rd most populous after Chippenham and Trowbridge. Beyond its world renowned heritage and landscape setting, Salisbury acts as an important centre of business, leisure, retail and services. It provides a great deal of employment and serves a wide catchment area made up of many of the surrounding smaller towns.

Table 12.1: Population in Salisbury

Area (1,924 hectares)	Current population	Future population (ONS-based 2038 projections)	Housing growth (dwellings) in Local Plan (2020-2038)
Salisbury	40,388	42,688	4,830

Table 12.2: Pitch sport team numbers in Salisbury

Sport	Team gender	Age band	No. of teams	Current population
Football	Mens	16-45	11	7,095
Football	Womens	16-45	2	6,929
Football	Boys	12-15	6	984
Football	Girls	12-15	0	1,004
Football	Boys	10-11	4	499
Football	Girls	10-11	0	478
Football	Mixed	8-9	6	934
Football	Mixed	6-7	6	920
Cricket	Mens	18-55	6	9,282
Cricket	Womens	18-55	2	9,263
Cricket	Boys	7-18	8	2,792
Cricket	Girls	7-18	2	2,825
Rugby Union	Mens	19-45	3	6,486
Rugby Union	Womens	19-45	0	6,248
Rugby Union	Boys	13-18	8	1,328
Rugby Union	Girls	13-18	4	1,400
Rugby Union	Mixed	7-12	6	2,888
Rugby League	Mens	19-45	0	6,486
Rugby League	Womens	19-45	0	6,248
Rugby League	Boys	12-18	0	1,580
Rugby League	Girls	12-18	0	1,678
Rugby League	Mixed	7-11	0	2,358
Hockey	Mens	17-55	6	9,464
Hockey	Womens	17-55	5	9,465
Hockey	Boys	14-16	1	680
Hockey	Girls	14-16	1	733
Hockey	Boys	11-13	2	766
Hockey	Girls	11-13	2	775
Hockey	Mixed	5-10	2	2,749



WILTSHIRE COUNCIL
PLAYING PITCH STRATEGY – COMMUNITY AREA PROFILES

Key grass pitch sport sites

Table 12.3: Key grass pitch sites in Salisbury and their pitches

Site ID	Site name	Adult football	Youth 11v11 football	Youth 9v9 football	Mini 7v7 football	Mini 5v5 football	Cricket squares	Senior rugby	Junior rugby	Mini rugby
258	Salisbury & South Wilts Sports Club	-	-	-	-	-	2	-	-	-
400	Hudson's Field	3	-	-	-	-	-	2	-	-

AGP provision

Table 12.4: AGPs identified in Salisbury

Site ID	Site name	Community use	Number of pitches	Pitch size	Sports lighting?	Pitch surface	Pitch quality
63	Chafyn Grove School	No	1	Half Size	No	Sand Filled	Poor
258	Salisbury & South Wilts Sports Club	Yes	1	Full Size	Yes	Sand Dressed	Standard
265	Sarum Academy	Yes	1	Full Size	Yes	Medium Pile 3G	Good

Sport by sport overview

- ◀ **Football** – overplay is identified on adult and youth 11v11 pitches at Middle Street Meadow and Victoria Park (Salisbury) whilst all other pitch types are played to capacity. No additional teams are expected to be generated through population growth alone. Key clubs identified in the area include Bemerton Heath Harlequins Youth and Hotspire football clubs.
- ◀ **3G** – with one 3G pitch currently provided in Salisbury, there is deemed to be a shortfall of 0.5 full size 3G pitches based on the FA's training model.
- ◀ **Cricket** – actual spare capacity is identified at varying levels for all peak cricket times in Salisbury. South Wilts CC is identified as key in the area.
- ◀ **Rugby** – overplay of 6.5 match equivalent sessions per week is identified at Salisbury Rugby Football Club and Hudson's Field, primarily due to demand from Salisbury RUFC although Wheatsheaf Cabin Crew RUFC also trains at Salisbury Rugby Football Club.
- ◀ **Hockey** – the AGP at Salisbury & South Wilts Sports Club is played to capacity through demand from Salisbury HC.

Population growth

Based on population projections to 2038 (the period to which this assessment projects population based future demand), Sport England's Playing Pitch Calculator can estimate the likely additional demand for grass rugby union pitches that will arise from any growth. This is by using the current and future populations in each of the relevant age groups together with the current team numbers, with team generation rates then established to understand how much growth is required to establish one new team.

For reference, the total current population in Wiltshire of 515,363 will increase to 541,068 by 2038. This is an increase of 25,704 people. The table below shows the number of new teams projected to be generated by the new population in Salisbury and the requisite match equivalent sessions it will create. Please, however, note that this does include population increases linked to housing growth, which is instead covered separately following the table.

Table 12.5 Salisbury team generation rates

Sport	Team Gender	Team generation rate	Population Increase	Additional teams	Additional matches per week	Additional pitches required ¹⁴
Football	Mens	644.96	399.99	0.62	0.31	0.16
Football	Womens	3464.66	390.68	0.11	0.06	0.03
Football	Boys	163.95	55.46	0.34	0.17	0.08
Football	Girls	-	56.63	-	-	-
Football	Boys	124.80	28.15	0.23	0.11	0.06
Football	Girls	-	26.95	-	-	-

¹⁴ Assuming additional pitches provided would be of standard quality.

WILTSHIRE COUNCIL
PLAYING PITCH STRATEGY – COMMUNITY AREA PROFILES

Sport	Team Gender	Team generation rate	Population Increase	Additional teams	Additional matches per week	Additional pitches required ¹⁴
Football	Mixed	155.58	52.63	0.34	0.17	0.04
Football	Mixed	153.29	51.86	0.34	0.17	0.04
Cricket	Mens	1546.96	523.31	0.34	0.17	0.04
Cricket	Womens	4631.63	522.27	0.11	0.06	0.01
Cricket	Boys	348.99	157.41	0.45	0.23	0.06
Cricket	Girls	1412.32	159.25	0.11	0.06	0.01
Rugby Union	Mens	2161.87	365.66	0.17	0.08	0.04
Rugby Union	Womens	-	352.27	-	-	-
Rugby Union	Boys	166.04	74.89	0.45	0.23	0.11
Rugby Union	Girls	349.89	78.91	0.23	0.11	0.06
Rugby Union	Mixed	481.26	162.80	0.34	0.17	0.08
Rugby League	Mens	-	365.66	-	-	-
Rugby League	Womens	-	352.27	-	-	-
Rugby League	Boys	-	89.07	-	-	-
Rugby League	Girls	-	94.61	-	-	-
Rugby League	Mixed	-	132.97	-	-	-
Hockey	Mens	1577.37	533.60	0.34	0.17	0.04
Hockey	Womens	1892.97	533.63	0.28	0.14	0.04
Hockey	Boys	680.31	38.36	0.06	0.03	0.01
Hockey	Girls	732.77	41.31	0.06	0.03	0.01
Hockey	Boys	383.02	43.19	0.11	0.06	0.01
Hockey	Girls	387.74	43.72	0.11	0.06	0.01
Hockey	Mixed	1374.56	155.00	0.11	0.06	0.01

As seen in the table above, no additional teams are expected to be generated through population growth alone in the Salisbury Analysis Area.

Housing growth

The anticipated population increase over the 14 year period (2038) equates to 7.33 match equivalent sessions of demand per week for grass pitch sports, 2.60 match equivalent sessions on hockey suitable AGP and 45.07 match equivalent sessions of demand per season for cricket. Training demand equates to 9.75 hours of use per week for football on 3G pitches and 5.96 hours on hockey suitable AGP.

Table 12.6: Demand for grass pitch sports generated from a population increase of 11,109.

Pitch sport	Estimated demand by sport	
	Match demand per week	Training demand
Adult football	1.70	9.75 hours
Youth football	1.47	As above
Mini soccer	1.71	As above
Rugby union	2.46	2.67 equivalent sessions
Rugby league	0.00	0.00 match equivalent sessions
Adult hockey	1.45	4.34 hours
Junior & mixed hockey	1.15	1.62 hours
Cricket	45.07	-

The table below translates estimated demand into new pitch provision with associated capital and lifestyle costs.

WILTSHIRE COUNCIL
PLAYING PITCH STRATEGY – COMMUNITY AREA PROFILES

Table 12.7: Estimated demand and costs for new pitch provision

Pitch type	Estimated demand and costs for new pitches			Changing rooms	
	Number of pitches to meet demand	Capital cost	Lifecycle Cost (per annum)	Number	Capital cost
Adult football	1.70	£190,834	£37,594	3.40	£680,931
Youth football	1.47	£134,559	£27,181	1.77	£354,353
Mini soccer	1.71	£52,283	£10,352	0.00	£0
Rugby union	2.46	£413,891	£76,570	4.92	£984,559
Rugby league	0.00	£0	£0	0.00	£0
Cricket	0.95	£335,948	£61,815	1.91	£382,202
Sand AGPs	0.45	£438,893	£11,411	0.91	£181,332
3G pitches	0.26	£298,364	£8,775	0.51	£102,726
Total	9.00	£1,864,773	£233,698	13.42	£2,686,104

Overall, an additional 9.00 pitches would be required to meet additional demand arising from a population increase of 11,109. This would require an expected capital cost of £1,864,773 and a lifecycle cost per annum of £233,698.

Action Plan

Site ID	Site	Postcode	Sport	Management	Current status	Recommended actions	Partners	Site hierarchy tier	Priority	Timescales	Cost	Aim
30	Bemerton Heath Harlequins Football Club	SP2 9DR	Football	Sports Club	One standard quality adult pitch that is played to capacity. The site is home to Bemerton Heath Harlequins FC (Step 4).	Improve quality. Ensure the site meets the minimum requirements to progress through the pyramid.	FA, FF, WFA, Sports Club	Local	M	S	L	Protect Enhance
33	Bishop Wordsworths School	SP1 2ED	Football	Education	Three standard quality adult pitches that are unavailable for community use.	Explore community use options.	FA, FF, WFA, Education	Local	L	S	L	Protect
33	Bishop Wordsworths School	SP1 2ED	Rugby Union	Education	Two poor quality senior pitches. Pitches are played to capacity due to curricular demand.	Improve pitch quality with enhanced levels of maintenance for curricular and extra curricular demand.	RFU, Education	Local	L	L	L	Protect Enhance
34	Bishopdown	SP1 3EF	Football	Council	One standard quality adult pitch that is unavailable for community use.	Consider potential rationalisation of provision to contribute to a hub site. If not feasible improve pitch quality with enhanced levels of maintenance.	FA, FF, WFA	Local	L	L	L	Protect Enhance
63	Chafyn Grove School	SP1 1LR	Cricket	Education	One grass square with nine wickets and one standalone NTP, neither of which are available for community use.	Sustain quality as appropriate to meet curricular and extracurricular demand.	ECB, WCB, Education	Local	L	L	L	Protect
63	Chafyn Grove School	SP1 1LR	Rugby Union	Education	Two good quality senior pitches unavailable for community use.	Sustain pitch quality.	RFU, Education	Local	L	L	L	Protect
63	Chafyn Grove School	SP1 1LR	Hockey	Education	One smaller size pitch that is unavailable for community use and is without sports lighting.	Retain for curricular and extra-curricular demand.	EH, Education	Local	L	L	L	Protect
126	Five Rivers Health and Wellbeing Centre	SP1 3NR	Football	Council	One poor quality youth 11v11 pitch that is played to capacity. Salisbury Rovers FC block book the space for weekly sessions and matches. Separately, the throwing cage on site has recently been refurbished.	Consider potential rationalisation of provision to contribute to a hub site. If not feasible improve pitch quality with enhanced levels of maintenance.	FA, FF, WFA	Local	L	L	L	Protect Enhance

WILTSHIRE COUNCIL
PLAYING PITCH STRATEGY – COMMUNITY AREA PROFILES

Site ID	Site	Postcode	Sport	Management	Current status	Recommended actions	Partners	Site hierarchy tier	Priority	Timescales	Cost	Aim
144	Harnham Church of England Junior School	SP2 8JZ	Football	Education	One poor quality mini 7v7 pitch that is unavailable for community use.	Improve quality to better accommodate curricular and extra-curricular demand.	FA, FF, WFA, Education	Local	L	S	L	Protect Enhance
145	Harnham Community Sports & Social Club	SP2 8LA	Football (Recreational)	Sports Club	One youth 11v11 pitch not actively marked with a set of posts. Used for recreational demand.	Explore the feasibility of bringing the pitch back into use for affiliated demand from the community.	FA, FF, WFA, Sports Club	Local	L	L	L	Protect
146	Harnham Cricket Ground	SP2 8JY	Cricket	Salisbury City Council	A standard quality square with eight wickets that has spare capacity to accommodate additional demand. Annually rented by Harnham CC. Accompanied by poor quality ancillary provision.	Sustain square quality with appropriate levels of maintenance. Explore potential options of improving ancillary provision.	ECB, WCB, Sports Club	Local	L	L	L	Protect Enhance
208	Middle Street Meadow	SP2 8LL	Football	Council	One poor quality youth 11v11 pitch that is overplayed by 3.5 match equivalent sessions per week. The site is serviced with poor quality ancillary facilities.	Improve quality to alleviate overplay. Explore feasibility of improving the site's ancillary provision.	FA, FF, WFA	Local	M	M	M	Protect Enhance
233	Pembroke Park Primary School	SP2 9LY	Football	Education	One adult pitch, one youth 9v9 pitch and two mini 5v5 pitches, all of which are poor quality and unavailable for community use.	Improve quality and explore community use options.	FA, FF, WFA, Education	Local	M	S	L	Protect Enhance
258	Salisbury & South Wilts Sports Club	SP2 9NY	Football (Disused)	Sports Club	A disused adult pitch with the site currently actively used for cricket and hockey.	No action required	FA, FF, WFA, Sports Club	Key Centre	-	-	-	-
258	Salisbury & South Wilts Sports Club	SP2 9NY	Cricket	Sports Club	Two good quality squares one with 14 wickets, which is overplayed by three match equivalent sessions, and one with ten wickets which is played to capacity. The smaller square is accompanied by an NTP. Used by South Wilts CC which has ambitions to install hybrid wickets.	Sustain square quality with appropriate levels of maintenance. Explore the installations of hybrid wickets in order to provide additional capacity for the Club.	ECB, WCB, Sports Club	Key Centre	M	L	L	Protect Provide
258	Salisbury & South Wilts Sports Club	SP2 9NY	Hockey	Sports Club	One standard quality full size pitch that is available for community use and is equipped with sports lighting. The pitch has exceeded its 10-year recommended lifespan and thus requires resurfacing.	Resurface the pitch before further deterioration occurs and ensure a sinking fund is in place for long-term sustainability.	EH, Sports Club	Key Centre	H	S	H	Protect Enhance Provide
259	Salisbury Cathedral School	SP1 2EQ	Cricket	Education	A standard quality five wicket grass square that is not available for community use.	Sustain quality as appropriate to meet curricular and extracurricular demand.	ECB, WCB, Education	Local	L	L	L	Protect

WILTSHIRE COUNCIL
PLAYING PITCH STRATEGY – COMMUNITY AREA PROFILES

Site ID	Site	Postcode	Sport	Management	Current status	Recommended actions	Partners	Site hierarchy tier	Priority	Timescales	Cost	Aim
262	Salisbury Rugby Football Club	SP1 3SA	Rugby Union	Council	One standard quality senior pitch with sports lighting. Pitch is significantly overplayed. Accompanied by good quality ancillary provision.	Improve pitch quality with enhanced levels of maintenance. Explore relocating some level of demand off pitch to protect its quality and ensure areas to be utilised are serviced by sports lighting to enable appropriate level of activity.	RFU Sports club	Local	H	H	M	Protect Enhance
265	Sarum Academy	SP2 9HS	Football	Education	One adult pitch and one youth 9v9 pitch, both of which are standard quality. The former has spare capacity discounted due to unsecure tenure.	Seek to provide a community use agreement, to establish actual spare capacity for clubs.	FA, FF, WFA, Education	Key Centre	M	S	L	Protect
265	Sarum Academy	SP2 9HS	3G	Education	One good quality full size 3G pitch that is available for community use and is equipped with sports lighting.	Sustain quality.	FA, FF, WFA, Education	Key Centre	L	L	L	Protect
265	Sarum Academy	SP2 9HS	Rugby Union (Disused)	Education	One disused senior pitch. Last maintained circa 2021. The pitch has been built on and replaced by a full size 3G pitch.	No action required	RFU, Education	Key Centre	-	-	-	-
266	Sarum St Pauls CE Primary School	SP2 7DG	Football	Education	One poor quality mini 7v7 pitch that is unavailable for community use.	Improve quality to better accommodate curricular and extra-curricular demand.	FA, FF, WFA, Education	Local	L	S	L	Protect Enhance
300	St Martins C of E VA Primary School	SP1 2RG	Football	Education	One poor quality mini 5v5 pitch that is unavailable for community use.	Improve quality to better accommodate curricular and extra-curricular demand.	FA, FF, WFA, Education	Local	L	S	L	Protect Enhance
349	Victoria Park (Salisbury)	SP1 3RP	Football	Council	One poor quality adult pitch that is overplayed by two match equivalent sessions per week. The site is serviced with poor quality ancillary facilities.	Improve quality to alleviate overplay. Explore feasibility of improving the site's ancillary provision.	FA, FF, WFA	Local	M	M	M	Protect Enhance
400	Hudson's Field	SP1 3SB	Football/ 3G	Council	Three poor quality adult pitches. Spare capacity is discounted due to poor pitch quality.	Look to improve quality with enhanced levels of maintenance. Explore the opportunity to develop a full size 3G pitch onsite.	FA, FF, WFA Council	Local	H	L	H	Protect Enhance Provide
400	Hudson's Field	SP1 3SB	Rugby union	Council	Two standard quality senior pitches that are overplayed. Site has no accompanying ancillary provision; however, it is located adjacent to Salisbury Rugby Club which has changing rooms to support demand on this site.	Improve pitch quality with enhanced levels of maintenance. Explore installation of sports lighting to help spread out training demand.	RFU, Council Sports club	Local	L	L	L	Protect Enhance

WILTSHIRE COUNCIL PLAYING PITCH STRATEGY – COMMUNITY AREA PROFILES

Area 13: South West Wiltshire

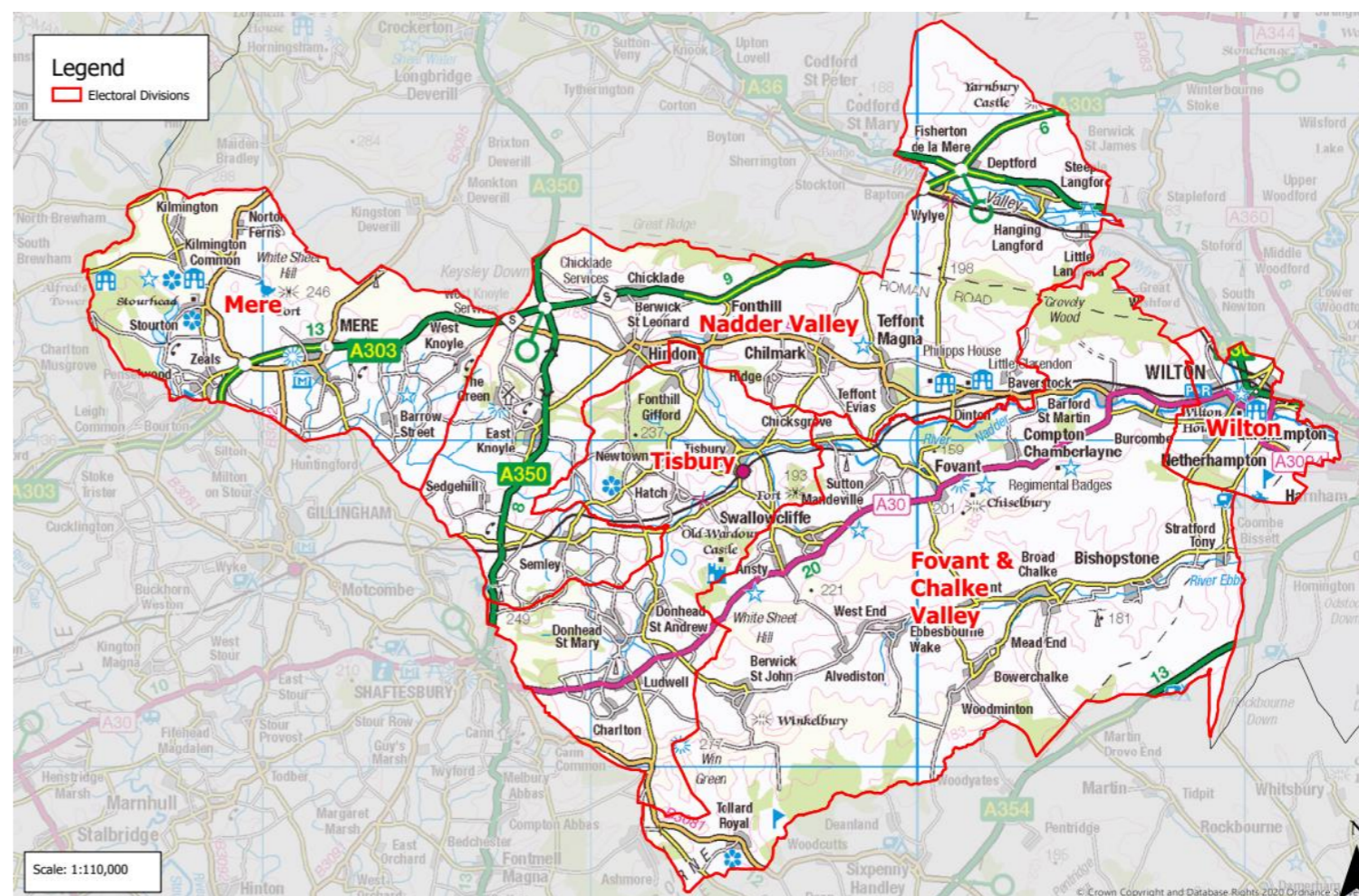
This Community Board area combines three of the Council's Community areas (Wilton, Tisbury, Mere) which together extend over an expansive and largely very rural area of renowned historic and landscape value. The town of Wilton serves as the main service centre for the Wilton community area although the City of Salisbury, just three miles to the east, provides a greater range of shops and facilities. The Tisbury Community Area is made up of 16 rural parishes in the south west of Wiltshire. Tisbury, a market town, is the most prominent in the region. The Mere Community Area covers mainly rural countryside in the south west of Wiltshire. It is dominated by one settlement, the ancient market town of Mere, and comprises seven parishes.

Table 13.1: Population in South West Wiltshire

Area (43,248 hectares)	Current population	Future population (ONS-based 2038 projections)	Housing growth (dwellings) in Local Plan (2020-2038)
South West Wiltshire	23,279	24,604	765

Table 13.2: Pitch sport team numbers in South West Wiltshire

Sport	Team gender	Age band	No. of teams	Current population
Football	Mens	16-45	5	2,903
Football	Womens	16-45	0	2,956
Football	Boys	12-15	5	502
Football	Girls	12-15	1	498
Football	Boys	10-11	1	286
Football	Girls	10-11	2	260
Football	Mixed	8-9	4	544
Football	Mixed	6-7	4	462
Cricket	Mens	18-55	19	4,211
Cricket	Womens	18-55	0	4,441
Cricket	Boys	7-18	5	1,506
Cricket	Girls	7-18	0	1,457
Rugby Union	Mens	19-45	1	2,604
Rugby Union	Womens	19-45	0	2,633
Rugby Union	Boys	13-18	0	664
Rugby Union	Girls	13-18	0	686
Rugby Union	Mixed	7-12	0	1,612
Rugby League	Mens	19-45	0	2,604
Rugby League	Womens	19-45	0	2,633
Rugby League	Boys	12-18	0	797
Rugby League	Girls	12-18	0	822
Rugby League	Mixed	7-11	0	1,341
Hockey	Mens	17-55	0	4,314
Hockey	Womens	17-55	0	4,546
Hockey	Boys	14-16	0	332
Hockey	Girls	14-16	0	329
Hockey	Boys	11-13	0	406
Hockey	Girls	11-13	0	435
Hockey	Mixed	5-10	0	1,463



WILTSHIRE COUNCIL
PLAYING PITCH STRATEGY – COMMUNITY AREA PROFILES

Key grass pitch sport sites

Table 13.3: Key grass pitch sites in South West Wiltshire and their pitches

Site ID	Site name	Adult football	Youth 11v11 football	Youth 9v9 football	Mini 7v7 football	Mini 5v5 football	Cricket squares	Senior rugby	Junior rugby	Mini rugby
113	Duchy Manor	-	-	1	1	-	1	-	-	-
218	Netherhampton Road	2	-	-	-	-	-	1	-	-

AGP provision

Table 13.4: AGPs identified in South West Wiltshire

Site ID	Site name	Community use	Number of pitches	Pitch size	Sports lighting?	Pitch surface	Pitch quality
263	Sandroyd School	No	1	Half Size	No	Sand Filled	Poor

Sport by sport overview

- ◀ **Football** – overplay is identified on adult pitches at Mere Peace Memorial Sports & Recreational Ground and Netherhampton Road and actual spare capacity is identified on youth 9v9 pitches at Mere Peace Memorial Sports & Recreational Ground. No additional teams are expected to be generated through population growth alone. Key clubs identified in the area include Salisbury FC Youth and Mere Town football clubs.
- ◀ **3G** – with no 3G pitches currently provided in South West Wiltshire, there is deemed to be a shortfall of 0.5 full size 3G pitches based on the FA’s training model.
- ◀ **Cricket** – actual spare capacity is identified at varying levels for all peak cricket times in South West Wiltshire. Chalke Valley, Dinton, Kilmington & Stourton and Steeple Langford cricket clubs are identified as key clubs in the area.
- ◀ **Rugby** – actual spare capacity of 0.5 match equivalent sessions is identified at Netherhampton Road. The pitch is home to Wheatsheaf Cabin Crew RUFC, the only Club in the area.
- ◀ **Hockey** – no hockey suitable AGPs are available in South West Wiltshire although no demand is identified in the area.

Population growth

Based on population projections to 2038 (the period to which this assessment projects population based future demand), Sport England’s Playing Pitch Calculator can estimate the likely additional demand for grass rugby union pitches that will arise from any growth. This is by using the current and future populations in each of the relevant age groups together with the current team numbers, with team generation rates then established to understand how much growth is required to establish one new team.

For reference, the total current population in Wiltshire of 515,363 will increase to 541,068 by 2038. This is an increase of 25,704 people. The table below shows the number of new teams projected to be generated by the new population in South West Wiltshire and the requisite match equivalent sessions it will create. Please, however, note that this does include population increases linked to housing growth, which is instead covered separately following the table.

Table 13.5: South West Wiltshire team generation rates

Sport	Team Gender	Team generation rate	Population Increase	Additional teams	Additional matches per week	Additional pitches required ¹⁵
Football	Mens	580.54	163.66	0.28	0.14	0.07
Football	Womens	-	166.68	-	-	-
Football	Boys	100.47	28.32	0.28	0.14	0.07
Football	Girls	498.30	28.09	0.06	0.03	0.01
Football	Boys	286.04	16.13	0.06	0.03	0.01
Football	Girls	130.01	14.66	0.11	0.06	0.03
Football	Mixed	135.88	30.64	0.23	0.11	0.03
Football	Mixed	115.50	26.05	0.23	0.11	0.03

¹⁵ Assuming additional pitches provided would be of standard quality.

WILTSHIRE COUNCIL
PLAYING PITCH STRATEGY – COMMUNITY AREA PROFILES

Sport	Team Gender	Team generation rate	Population Increase	Additional teams	Additional matches per week	Additional pitches required ¹⁵
Cricket	Mens	221.63	237.41	1.07	0.54	0.13
Cricket	Womens	-	250.36	-	-	-
Cricket	Boys	301.16	84.90	0.28	0.14	0.04
Cricket	Girls	-	82.13	-	-	-
Rugby Union	Mens	2604.31	146.83	0.06	0.03	0.01
Rugby Union	Womens	-	148.44	-	-	-
Rugby Union	Boys	-	37.45	-	-	-
Rugby Union	Girls	-	38.66	-	-	-
Rugby Union	Mixed	-	90.86	-	-	-
Rugby League	Mens	-	146.83	-	-	-
Rugby League	Womens	-	148.44	-	-	-
Rugby League	Boys	-	44.96	-	-	-
Rugby League	Girls	-	46.35	-	-	-
Rugby League	Mixed	-	75.60	-	-	-
Hockey	Mens	-	243.22	-	-	-
Hockey	Womens	-	256.28	-	-	-
Hockey	Boys	-	18.71	-	-	-
Hockey	Girls	-	18.55	-	-	-
Hockey	Boys	-	22.87	-	-	-
Hockey	Girls	-	24.51	-	-	-
Hockey	Mixed	-	82.47	-	-	-

As seen in the table above, one additional senior men’s cricket team is expected to be generated through population growth alone in the South West Wiltshire Analysis Area.

Housing growth

The anticipated population increase over the 14 year period (2038) equates to 1.04 match equivalent sessions of demand per week for grass pitch sports, zero match equivalent sessions on hockey suitable AGP and 21.08 match equivalent sessions of demand per season for cricket. Training demand equates to 1.98 hours of use per week for football on 3G pitches and zero hours on hockey suitable AGP.

Table 13.6: Demand for grass pitch sports generated from a population increase of 1,760.

Pitch sport	Estimated demand by sport	
	Match demand per week	Training demand
Adult football	0.25	1.98 hours
Youth football	0.40	As above
Mini soccer	0.33	As above
Rugby union	0.05	0.05 equivalent sessions
Rugby league	0.00	0.00 match equivalent sessions
Adult hockey	0.00	0.00 hours
Junior & mixed hockey	0.00	0.00 hours
Cricket	21.08	-

The table below translates estimated demand into new pitch provision with associated capital and lifestyle costs.

WILTSHIRE COUNCIL
PLAYING PITCH STRATEGY – COMMUNITY AREA PROFILES

Table 13.7: Estimated demand and costs for new pitch provision

Pitch type	Estimated demand and costs for new pitches			Changing rooms	
	Number of pitches to meet demand	Capital cost	Lifecycle Cost (per annum)	Number	Capital cost
Adult football	0.25	£28,609	£5,636	0.51	£102,084
Youth football	0.40	£36,557	£7,385	0.55	£109,944
Mini soccer	0.33	£10,231	£2,026	0.00	£0
Rugby union	0.05	£8,504	£1,573	0.10	£20,229
Rugby league	0.00	£0	£0	0.00	£0
Cricket	0.50	£176,468	£32,470	1.00	£200,764
Sand AGPs	0.00	£0	£0	0.00	£0
3G pitches	0.05	£60,438	£1,778	0.10	£20,809
Total	1.59	£320,807	£50,867	2.27	£453,829

Overall, an additional 1.59 pitches would be required to meet additional demand arising from a population increase of 1,760. This would require an expected capital cost of £320,807 and a lifecycle cost per annum of £50,867.

Action Plan

Site ID	Site	Postcode	Sport	Management	Current status	Recommended actions	Partners	Site hierarchy tier	Priority	Timescales	Cost	Aim
36	Bishopstone Recreation Ground	SP5 4DF	Football (Recreational)	Council	One adult pitch not actively marked with a one set of posts. Used for recreational demand.	Explore the feasibility of bringing the pitch back into use for affiliated demand from the community.	FA, FF, WFA	Local	L	L	L	Protect
62	Castle Meadow Playing Field	SP2 0HG	Football	Wilton Town Council	One poor quality adult pitch that has spare capacity discounted due to poor pitch quality. The site is serviced with poor quality ancillary facilities.	Consider potential rationalisation of provision to contribute to a hub site. If not feasible improve pitch quality with enhanced levels of maintenance.	FA, FF, WFA, Town Council	Local	L	L	L	Protect Enhance
62	Castle Meadow Playing Field	SP2 0HG	Cricket	Wilton Town Council	A standalone NTP.	Sustain quality with appropriate maintenance based on levels of demand.	ECB, WCB, Parish Council	Local	L	L	L	Protect
64	Chalke Valley Sports Centre	SP5 5DX	Football (Disused)	Council	One disused adult pitch with the site currently actively used for cricket.	No action required	FA, FF, WFA	Local	-	-	-	-
64	Chalke Valley Sports Centre	SP5 5DX	Cricket	Council	A standalone NTP.	Sustain quality with appropriate maintenance based on levels of demand.	ECB, WCB	Local	L	L	L	Protect
106	Dinton Recreation Ground	SP3 5HH	Cricket	Sports Club	A good quality eight wicket grass square accompanied by an NTP. Square has spare capacity to accommodate additional demand. Used by Dinton CC.	Sustain square quality with appropriate maintenance. Look to utilise spare capacity to accommodate future demand/alleviate shortfalls on other sites.	ECB, WCB, Sports Club	Local	L	S	L	Protect
106	Dinton Recreation Ground	SP3 5HH	Rugby Union (Disused)	Sports Club	One disused senior pitch which now just has a solitary set of posts and no line markings. However, the site is still actively used for cricket.	Explore feasibility of bringing the playing field back into use given local shortfalls and ensure replacement provision is provided in line with national planning policy should a proposal come forward that will result in permanent loss.	RFU, Sports Club	Local	L	L	L	Protect

WILTSHIRE COUNCIL
PLAYING PITCH STRATEGY – COMMUNITY AREA PROFILES

Site ID	Site	Postcode	Sport	Management	Current status	Recommended actions	Partners	Site hierarchy tier	Priority	Timescales	Cost	Aim
107	Donhead Sports Club	SP7 0PL	Football	Sports Club	One poor quality adult pitch that has spare capacity discounted due to poor pitch quality.	Improve quality to establish actual spare capacity for clubs.	FA, FF, WFA, Sports Club	Local	M	S	L	Protect Enhance
107	Donhead Sports Club	SP7 0PL	Cricket	Sports Club	A standalone NTP.	Sustain quality with appropriate maintenance based on levels of demand.	ECB, WCB, Sports Club	Local	L	L	L	Protect
113	Duchy Manor	BA12 6EW	Football	Mere Town Council	One youth 11v11 pitch and one mini 7v7 pitch, both of which are poor quality and have spare capacity discounted due to poor pitch quality.	Consider potential rationalisation of provision to contribute to a hub site. If not feasible improve pitch quality with enhanced levels of maintenance.	FA, FF, WFA, Town Council	Local	L	L	L	Protect Enhance
113	Duchy Manor	BA12 6EW	Cricket	Mere Town Council	A standard quality nine wicket square that has spare capacity to accommodate additional demand. Square is accompanied by a NTP and is used by Mere CC and Kilmington & Stourton CC.	Sustain square quality with appropriate maintenance. Look to utilise spare capacity to accommodate future demand/alleviate shortfalls on other sites.	ECB, WCB, Town Council	Local	L	S	L	Protect
166	Kilmington & Stourton Cricket Club	BA12 6QF	Cricket	Sports Club	A good quality square with ten wickets accompanied an NTP. Square has spare capacity for additional demand. Site has poor quality practice facilities.	Sustain square quality with appropriate maintenance. Look to utilise spare capacity to accommodate future demand/alleviate shortfalls on other sites. Explore options to improve poor quality practice provision.	ECB, WCB, Sports Club	Local	L	S	L	Protect
178	Langford Recreation Ground	SP3 4ND	Cricket	Sports Club	A good quality square with 12 wickets that has spare capacity to accommodate additional demand. Used by Steeple Langford CC which aspires to improve poor quality ancillary provision. The Club suggests this could be a replacement of its current provision.	Sustain square quality with appropriate maintenance. Look to utilise spare capacity to accommodate future demand/alleviate shortfalls on other sites. Explore options to improve poor quality ancillary provision.	ECB, WCB, Sports Club	Local	M	M	M-H	Protect Enhance
206	Mere Peace Memorial Sports & Recreation Ground	BA12 6EP	Football	Council	One poor quality adult pitch and one standard quality youth 9v9 pitch. The former is overplayed by one match equivalent session per week, whilst the latter has actual spare capacity amounting to one match equivalent session per week. The site is serviced with poor quality ancillary facilities.	Improve quality to alleviate overplay where it exists. Utilise actual spare capacity where it exists, via the transfer of demand from overplayed sites or via future demand. Explore feasibility of improving the site's ancillary provision.	FA, FF, WFA	Local	M	M	M	Protect Enhance
218	Netherhampton Road	SP2 8NP	Football	Council	Two standard quality adult pitches (over marked by youth pitches) and home to Salisbury Town Youth FC. Overplayed by two match equivalent sessions per week. Accompanied by good quality ancillary provision.	Support the Sports Association with the Home Advantage Programme bid and Community Asset Transfer to secure tenure. Upgrade ancillary facilities and improve pitch quality to alleviate overplay.	FA, FF, WFA	Local	H	L	H	Protect Enhance Provide

WILTSHIRE COUNCIL
PLAYING PITCH STRATEGY – COMMUNITY AREA PROFILES

Site ID	Site	Postcode	Sport	Management	Current status	Recommended actions	Partners	Site hierarchy tier	Priority	Timescales	Cost	Aim
218	Netherhampton Road	SP2 8NP	Rugby Union	Council	One standard quality senior pitch. Pitch has actual spare capacity. Accompanied by good quality ancillary provision.	Support the Sports Association with the Home Advantage Programme bid and Community Asset Transfer to secure tenure. Improve pitch quality with enhanced levels of maintenance. Look to improve ancillary provision offer onsite.	RFU Council	Local	M	M	L	Protect Enhance
231	Oneschool Global UK Salisbury Campus	SP2 0JE	Football	Education	Two youth 9v9 pitches and one mini 5v5 pitch, both of which are poor quality and unavailable for community use.	Improve quality and explore community use options.	FA, FF, WFA, Education	Local	L	S	L	Protect Enhance
263	Sandroyd School	SP5 5QD	Football	Education	Two good quality youth 11v11 pitches that are unavailable for community use.	Explore community use options.	FA, FF, WFA, Education	Local	L	S	L	Protect
263	Sandroyd School	SP5 5QD	Cricket	Education	Three good quality grass cricket squares none of which are available for community use.	Sustain quality as appropriate to meet curricular and extracurricular demand.	ECB, WCB, Education	Local	L	L	L	Protect
263	Sandroyd School	SP5 5QD	Hockey	Education	One smaller size pitch that is available for community use but is without sports lighting.	Explore sports lighting potential.	EH, Education	Local	L	S	L	Protect Enhance
344	Tisbury Lower Recreation Ground	SP3 6JR	Football	Sports Club	One standard quality adult pitch.	Sustain quality.	FA, FF, WFA, Sports Club	Local	L	L	L	Protect
382	Zeals Recreation Ground	BA12 6LL	Football (Recreational)	Council	One youth 11v11 pitch not actively marked with a set of posts. Used for recreational demand.	Explore the feasibility of bringing the pitch back into use for affiliated demand from the community.	FA, FF, WFA	Local	L	L	L	Protect
385	Cleeves Farm, Chilmark	SP3 5AY	Cricket	Unknown	A standard quality square with four wickets played to capacity. Used by Chilmark CC.	Improve square quality with enhanced levels of maintenance.	ECB, WCB	Local	L	S	L	Protect Enhance
386	Stop Lane	SP3 6EZ	Cricket	Private	A good quality square with nine wickets. Unsecure tenure means there is no additional capacity. Annually rented by Fonthill Park CC.	Sustain quality with appropriate maintenance. Look to secure long term tenure for Fonthill Park CC.	ECB, WCB, Private	Local	M	S	L	Protect Provide
395	Chalke Valley Cricket Club	SP5 5BA	Cricket	Sports Club	One standard quality grass square with five wickets accompanied by and NTP. Site also has a standalone NTP. The grass square is overplayed by eight match equivalent sessions.	Improve square quality with enhanced levels of maintenance on order to alleviate overplay.	ECB, WCB, Sports Club	Local	M	S	L	Protect Enhance
-	Compton Chamberlayne Cricket Field	-	Cricket (Disused)	Council	Compton Chamberlayne Cricket Field is a disused site that previously contained eight grass wickets. It has not been maintained for cricket since circa 2011.	Explore feasibility of bringing the playing field back into use given local shortfalls and ensure replacement provision is provided in line with national planning policy should a proposal come forward that will result in permanent loss.	ECB, WCB	Local	L	L	L	Protect

WILTSHIRE COUNCIL
PLAYING PITCH STRATEGY – COMMUNITY AREA PROFILES

Site ID	Site	Postcode	Sport	Management	Current status	Recommended actions	Partners	Site hierarchy tier	Priority	Timescales	Cost	Aim
-	Fovant Cricket Club	-	Cricket (Disused)	Council	Fovant Cricket Club is an entirely disused site that is under private ownership and now maintained as private gardens. The site previously provided an eight wicket square and was last maintained for cricket in 2014.	Explore feasibility of bringing the playing field back into use given local shortfalls and ensure replacement provision is provided in line with national planning policy should a proposal come forward that will result in permanent loss.	ECB, WCB	Local	L	L	L	Protect

WILTSHIRE COUNCIL PLAYING PITCH STRATEGY – COMMUNITY AREA PROFILES

Area 14: Southern Wiltshire

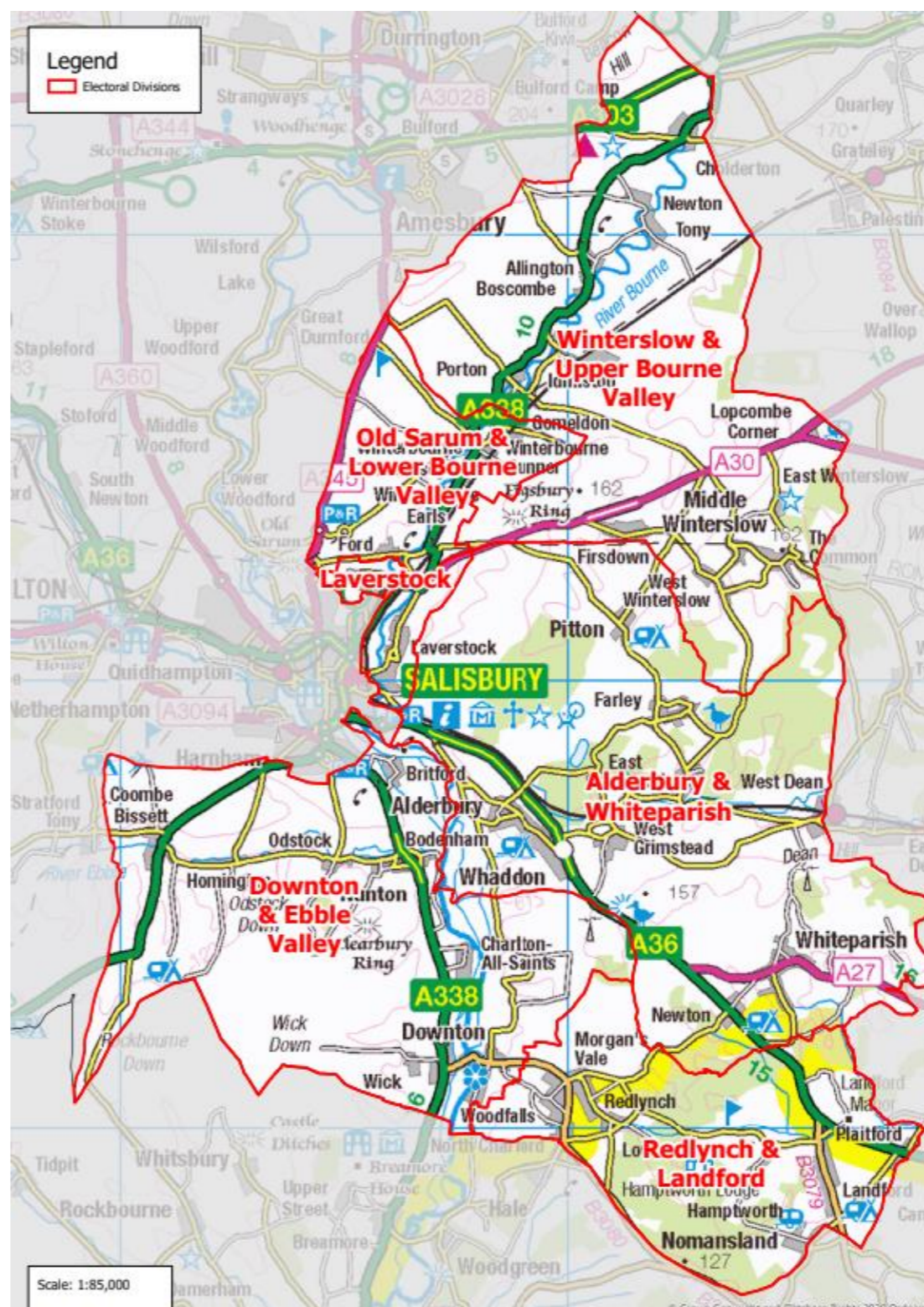
The Southern Wiltshire Community Board Area sits in the south-east corner of Wiltshire where the chalk of the Salisbury Plain dips down to form the Hampshire Basin with its surface sands and gravels. The area's heritage is significant. There is no principal settlement although the area is peppered with smaller settlements, including Laverstock, Ford, and Downton. It has proximity to Salisbury within Wiltshire, but also to Southampton in the south east.

Table 14.1: Population in Southern Wiltshire

Area (21,957 hectares)	Current population	Future population (ONS-based 2038 projections)	Housing growth (dwellings) in Local Plan (2020-2038)
Southern Wiltshire	33,947	35,880	542

Table 14.2: Pitch sport team numbers in Southern Wiltshire

Sport	Team gender	Age band	No. of teams	Current population
Football	Mens	16-45	22	5,021
Football	Womens	16-45	1	5,160
Football	Boys	12-15	11	921
Football	Girls	12-15	2	932
Football	Boys	10-11	10	423
Football	Girls	10-11	2	449
Football	Mixed	8-9	10	940
Football	Mixed	6-7	7	847
Cricket	Mens	18-55	12	6,923
Cricket	Womens	18-55	3	7,243
Cricket	Boys	7-18	8	2,626
Cricket	Girls	7-18	0	2,639
Rugby Union	Mens	19-45	0	4,430
Rugby Union	Womens	19-45	0	4,579
Rugby Union	Boys	13-18	0	1,269
Rugby Union	Girls	13-18	0	1,261
Rugby Union	Mixed	7-12	0	2,733
Rugby League	Mens	19-45	0	4,430
Rugby League	Womens	19-45	0	4,579
Rugby League	Boys	12-18	0	1,512
Rugby League	Girls	12-18	0	1,514
Rugby League	Mixed	7-11	0	2,238
Hockey	Mens	17-55	0	7,114
Hockey	Womens	17-55	0	7,445
Hockey	Boys	14-16	0	672
Hockey	Girls	14-16	0	659
Hockey	Boys	11-13	0	700
Hockey	Girls	11-13	0	716
Hockey	Mixed	5-10	0	2,577



WILTSHIRE COUNCIL
PLAYING PITCH STRATEGY – COMMUNITY AREA PROFILES

Key grass pitch sport sites

Table 14.3: Key grass pitch sites in Southern Wiltshire and their pitches

Site ID	Site name	Adult football	Youth 11v11 football	Youth 9v9 football	Mini 7v7 football	Mini 5v5 football	Cricket squares	Senior rugby	Junior rugby	Mini rugby
3	Alderbury Football Club	1	-	2	2	1	-	-	-	-
24	Barrys Field	1	2	2	3	3	-	-	-	-
254	Redlynch Recreation Ground	2	-	-	-	-	1	-	-	-

AGP provision

No AGPs are identified in the Southern Wiltshire Analysis Area.

Sport by sport overview

- ◀ **Football** – overplay is identified on adult pitches across six sites whilst actual spare capacity is identified on youth 9v9, mini 7v7 and mini 5v5 pitches at three sites. Youth 11v11 pitches are played to capacity at peak time. One additional adult team is expected to be generated through population growth alone. Key clubs identified in the area include Alderbury, Clarendon Juniors, Downton Youth and Laverstock & Ford Youth football clubs.
- ◀ **3G** – with no 3G pitches currently provided in Southern Wiltshire, there is deemed to be a shortfall of 1.5 full size 3G pitches based on the FA’s training model.
- ◀ **Cricket** – actual spare capacity is identified at varying levels for Sunday and midweek cricket in Southern Wiltshire. Squares are played to capacity on Saturdays. Farley, Redlynch and Hale, Whiteparish and Winterbourne cricket clubs are identified as key clubs in the area.
- ◀ **Rugby** – no community available rugby union pitches are identified although no community demand is identified in the area.
- ◀ **Hockey** – no hockey suitable AGPs are available in Southern Wiltshire although no demand is identified in the area.

Population growth

Based on population projections to 2038 (the period to which this assessment projects population based future demand), Sport England’s Playing Pitch Calculator can estimate the likely additional demand for grass rugby union pitches that will arise from any growth. This is by using the current and future populations in each of the relevant age groups together with the current team numbers, with team generation rates then established to understand how much growth is required to establish one new team.

For reference, the total current population in Wiltshire of 515,363 will increase to 541,068 by 2038. This is an increase of 25,704 people. The table below shows the number of new teams projected to be generated by the new population in Southern Wiltshire and the requisite match equivalent sessions it will create. Please, however, note that this does include population increases linked to housing growth, which is instead covered separately following the table.

Table 14.4: Southern Wiltshire team generation rates

Sport	Team Gender	Team generation rate	Population Increase	Additional teams	Additional matches per week	Additional pitches required ¹⁶
Football	Mens	228.25	283.11	1.24	0.62	0.31
Football	Womens	5159.93	290.92	0.06	0.03	0.01
Football	Boys	83.69	51.90	0.62	0.31	0.16
Football	Girls	465.83	52.53	0.11	0.06	0.03
Football	Boys	42.31	23.85	0.56	0.28	0.14
Football	Girls	224.42	25.31	0.11	0.06	0.03
Football	Mixed	93.97	52.98	0.56	0.28	0.07
Football	Mixed	120.97	47.74	0.39	0.20	0.05
Cricket	Mens	576.90	390.31	0.68	0.34	0.08
Cricket	Womens	2414.27	408.35	0.17	0.08	0.02

¹⁶ Assuming additional pitches provided would be of standard quality.

WILTSHIRE COUNCIL
PLAYING PITCH STRATEGY – COMMUNITY AREA PROFILES

Sport	Team Gender	Team generation rate	Population Increase	Additional teams	Additional matches per week	Additional pitches required ¹⁶
Cricket	Boys	328.19	148.03	0.45	0.23	0.06
Cricket	Girls	-	148.80	-	-	-
Rugby Union	Mens	-	249.76	-	-	-
Rugby Union	Womens	-	258.19	-	-	-
Rugby Union	Boys	-	71.56	-	-	-
Rugby Union	Girls	-	71.11	-	-	-
Rugby Union	Mixed	-	154.06	-	-	-
Rugby League	Mens	-	249.76	-	-	-
Rugby League	Womens	-	258.19	-	-	-
Rugby League	Boys League	-	85.24	-	-	-
Rugby League	Girls	-	85.34	-	-	-
Rugby League	Mixed	-	126.16	-	-	-
Hockey	Mens	-	401.07	-	-	-
Hockey	Womens	-	419.76	-	-	-
Hockey	Boys	-	37.86	-	-	-
Hockey	Girls	-	37.16	-	-	-
Hockey	Boys	-	39.46	-	-	-
Hockey	Girls	-	40.37	-	-	-
Hockey	Mixed	-	145.29	-	-	-

As seen in the table above, one additional adult football team is expected to be generated through population growth alone in the Southern Wiltshire Analysis Area.

Housing growth

The anticipated population increase over the 14 year period (2038) equates to 1.22 match equivalent sessions of demand per week for grass pitch sports, zero match equivalent sessions on hockey suitable AGP and 8.20 match equivalent sessions of demand per season for cricket. Training demand equates to 2.43 hours of use per week for football on 3G pitches and zero hours on hockey suitable AGP.

Table 14.5: Demand for grass pitch sports generated from a population increase of 1,247.

Pitch sport	Estimated demand by sport	
	Match demand per week	Training demand
Adult football	0.48	2.43 hours
Youth football	0.46	As above
Mini soccer	0.28	As above
Rugby union	0.00	0.00 equivalent sessions
Rugby league	0.00	0.00 match equivalent sessions
Adult hockey	0.00	0.00 hours
Junior & mixed hockey	0.00	0.00 hours
Cricket	8.20	-

The table below translates estimated demand into new pitch provision with associated capital and lifestyle costs.

Table 14.6: Estimated demand and costs for new pitch provision

Pitch type	Estimated demand and costs for new pitches			Changing rooms	
	Number of pitches to meet demand	Capital cost	Lifecycle Cost (per annum)	Number	Capital cost
Adult football	0.48	£53,684	£10,576	0.96	£191,553
Youth football	0.46	£41,847	£8,453	0.46	£91,799
Mini soccer	0.28	£8,594	£1,702	0.00	£0

WILTSHIRE COUNCIL
PLAYING PITCH STRATEGY – COMMUNITY AREA PROFILES

Pitch type	Estimated demand and costs for new pitches			Changing rooms	
	Number of pitches to meet demand	Capital cost	Lifecycle Cost (per annum)	Number	Capital cost
Rugby union	0.00	£0	£0	0.00	£0
Rugby league	0.00	£0	£0	0.00	£0
Cricket	0.19	£66,292	£12,198	0.38	£75,420
Sand AGPs	0.00	£0	£0	0.00	£0
3G pitches	0.06	£74,367	£2,187	0.13	£25,605
Total	1.47	£244,784	£35,115	1.92	£384,375

Overall, an additional 1.47 pitches would be required to meet additional demand arising from a population increase of 1,247. This would require an expected capital cost of £244,784 and a lifecycle cost per annum of £35,115.

Action Plan

Site ID	Site	Postcode	Sport	Management	Current status	Recommended actions	Partners	Site hierarchy tier	Priority	Timescales	Cost	Aim
3	Alderbury Football Club	SP5 3BD	Football/ 3G	Sports Club	One adult pitch, two youth 9v9 pitches, two mini 7v7 pitches and one mini 5v5 pitch, all of which are standard quality. The adult pitch is overplayed by one match equivalent session per week, whilst the remaining pitches have actual spare capacity amounting to three match equivalent sessions per week. Alderbury FC reports that it has recently been undertaking the development of a new clubhouse at Alderbury Football Club. However, the development has not been completed due to a number of reasons.	Consider transferring demand to sites with actual spare capacity or improving the pitch quality to alleviate overplay where it exists. Utilise actual spare capacity where it exists, via the transfer of demand from overplayed sites or via future demand. Support the Club in its plans for ancillary facility development. Explore the opportunity to develop a full size 3G pitch onsite.	FA, FF, WFA, Sports Club	Local	H	M	H	Protect Enhance Provide
24	Barrys Field	SP5 1RL	Football/ 3G	Sports Club	One adult pitch, one youth 9v9 pitch, two mini 7v7 pitches and two mini 5v5 pitches, all of which are poor quality. Two youth 11v11 pitches, one mini 7v7 pitch and one mini 5v5 pitch, all of which are standard quality. One good quality youth 9v9 pitch. One of the youth 9v9 pitches and one of the mini 5v5 pitches have actual spare capacity amounting to 1.5 match equivalent sessions per week. The youth 11v11 pitches are overplayed by 0.5 match equivalent sessions per week.	Consider transferring demand to sites with actual spare capacity or improving the pitch quality to alleviate overplay where it exists. Utilise actual spare capacity where it exists, via the transfer of demand from overplayed sites or via future demand. Explore the opportunity to develop a full size 3G pitch onsite.	FA, FF, WFA, Sports Club	Key Centre	H	L	H	Protect Enhance Provide

WILTSHIRE COUNCIL
PLAYING PITCH STRATEGY – COMMUNITY AREA PROFILES

Site ID	Site	Postcode	Sport	Management	Current status	Recommended actions	Partners	Site hierarchy tier	Priority	Timescales	Cost	Aim
24	Barrys Field	SP5 1RL	Cricket (Disused)	Sports Club	Barry's Field Sports Ground ceased providing cricket in 2017 but previously accommodated at nine wicket square.	Explore feasibility of bringing the playing field back into use given local shortfalls and ensure replacement provision is provided in line with national planning policy should a proposal come forward that will result in permanent loss.	ECB, WCB, Sports Club	Key Centre	L	L	L	Protect
49	Brian White Head Sports & Social Club	SP5 3NH	Football	Sports Club	One poor quality adult pitch that is overplayed by 3.5 match equivalent sessions per week. The site is home to Downton FC (Step 6).	Improve quality to alleviate overplay. Ensure the site meets the minimum requirements to progress through the football pyramid.	FA, FF, WFA, Sports Club	Local	M	S	L	Protect Enhance
84	Coronation Field (Farley)	SP5 1AH	Cricket	Sports Club	A good quality eight wicket square that has capacity to accommodate additional demand. Leased to Farley CC which reports onsite ancillary provision to be inadequate. The Club is hoping to secure funding to upgrade the facilities.	Sustain square quality with appropriate maintenance. Assist the Club, where possible, in securing funding to improve its ancillary provision.	ECB, WCB, Sports Club	Local	M	M	M	Protect Enhance
112	DSTL Porton Down	SP4 0JQ	Football	MOD	One standard quality adult pitch that is unavailable for community use.	Explore community use options.	FA, FF, WFA, MOD	Local	L	S	L	Protect
139	Greentrees Primary School (Junior Site)	SP1 3PG	Football	Education	Two poor quality mini 5v5 pitches that are unavailable for community use.	Improve quality to better accommodate curricular and extra-curricular demand.	FA, FF, WFA, Education	Local	L	S	L	Protect Enhance
177	Landford Recreation Ground	SP5 2AJ	Football (Disused)	Landford Parish Council	One disused youth 11v11 pitch with the site currently actively used for cricket.	Explore feasibility of bringing the playing field back into use given local shortfalls and ensure replacement provision is provided in line with national planning policy should a proposal come forward that will result in permanent loss.	FA, FF, Parish Council	Local	L	L	L	Protect
177	Landford Recreation Ground	SP5 2AJ	Cricket	Landford Parish Council	A standalone NTP.	Sustain quality with appropriate maintenance based on levels of demand.	ECB, WCB, Parish Council	Local	L	L	L	Protect
181	Laverstock & Ford Sports Club	SP1 1QX	Football	Sports Club	One adult pitch and one youth 9v9 pitch, both of which are standard quality. The former is overplayed by 1.5 match equivalent sessions per week, whilst the latter has actual spare capacity amounting to one match equivalent session per week. The site is home to Laverstock & Ford FC (Step 5).	Consider transferring demand to sites with actual spare capacity or improving the pitch quality to alleviate overplay. Ensure the site meets the minimum requirements to progress through the football pyramid.	FA, FF, WFA, Sports Club	Local	M	S	L	Protect Enhance

WILTSHIRE COUNCIL
PLAYING PITCH STRATEGY – COMMUNITY AREA PROFILES

Site ID	Site	Postcode	Sport	Management	Current status	Recommended actions	Partners	Site hierarchy tier	Priority	Timescales	Cost	Aim
220	Nomansland Recreation Ground	SP5 2BY	Football	Community Organisation	One mini 7v7 pitch and one mini 5v5 pitch, both of which are poor quality and have actual spare capacity discounted due to poor pitch quality. The site is serviced with poor quality ancillary facilities.	Improve quality to establish actual spare capacity. Explore feasibility of improving the site's ancillary provision.	FA, FF, WFA, Community Organisation	Local	M	M	M	Protect Enhance
225	Nunton Recreation Ground	SP5 4HZ	Football	Sports Club	One poor quality adult pitch that is overplayed by 1.5 match equivalent sessions per week. The site is serviced with poor quality ancillary facilities. Downton Youth FC aspires refurbish the clubhouse and its toilets.	Improve quality to establish actual spare capacity. Explore feasibility of improving the site's ancillary provision via the Club's aspirations.	FA, FF, WFA, Sports Club	Local	M	M	M	Protect Enhance
239	Pitton C of E Primary School	SP5 1DT	Football	Education	Two poor quality mini 5v5 pitches that are unavailable for community use.	Improve quality to better accommodate curricular and extra-curricular demand.	FA, FF, WFA, Education	Local	L	S	L	Protect Enhance
254	Redlynch Recreation Ground	SP5 2LN	Football	Redlynch Playing Field Association	Two poor quality adult pitches that are overplayed by 0.5 match equivalent sessions per week. The site is serviced with poor quality ancillary facilities.	Improve quality to alleviate overplay. Explore feasibility of improving the site's ancillary provision.	FA, FF, WFA, Redlynch Playing Field Association	Local	M	M	M	Protect Enhance
254	Redlynch Recreation Ground	SP5 2LN	Cricket	Redlynch Playing Field Association	A standard quality square with 14 grass wickets accompanied by an NTP. Rented annually by Redlynch & Hale CC. The Club aspires to install hybrid wickets and improve changing facilities.	Sustain square quality with appropriate maintenance. Assist the Club, where possible, with its plans for hybrid wickets and improvements to changing rooms.	ECB, WCB, Redlynch Playing Field Association	Local	M	M	M	Protect Enhance
260	Salisbury Football Club	SP4 6PU	Football	Sports Club	One standard quality adult pitch. The pitch is home to Salisbury FC (Step 3).	Improve quality. Ensure the site meets the minimum requirements to progress through the football pyramid.	FA, FF, WFA, Sports Club	Local	M	S	L	Protect Enhance
289	St Andrews C of E Primary School	SP1 1QX	Football	Education	Two poor quality youth 11v11 pitches that are unavailable for community use.	Improve quality and explore community use options.	FA, FF, WFA, Education	Local	L	S	L	Protect Enhance
337	The Trafalgar School at Downton	SP5 3HN	Football	Education	Two adult pitches and two mini 7v7 pitches, all of which are poor quality and unavailable for community use.	Improve quality and explore community use options.	FA, FF, WFA, Education	Local	L	S	L	Protect Enhance
337	The Trafalgar School at Downton	SP5 3HN	Cricket	Education	One standalone NTP that's not available for community use.	Sustain quality as appropriate and retain as current use.	ECB, WCB, Education	Local	L	L	L	Protect
337	The Trafalgar School at Downton	SP5 3HN	Rugby Union	Education	One poor quality senior pitch unavailable for community use.	Improve quality with enhanced levels of maintenance for continued school use.	RFU, Education	Local	L	L	L	Protect Enhance
371	Whiteparish Memorial Ground	SP5 2SU	Football	Whiteparish Parish Council	One poor quality adult pitch that has spare capacity discounted due to poor pitch quality.	Improve quality to establish actual spare capacity.	FA, FF, WFA, Parish Council	Local	M	S	L	Protect Enhance

WILTSHIRE COUNCIL
PLAYING PITCH STRATEGY – COMMUNITY AREA PROFILES

Site ID	Site	Postcode	Sport	Management	Current status	Recommended actions	Partners	Site hierarchy tier	Priority	Timescales	Cost	Aim
371	Whiteparish Memorial Ground	SP5 2SU	Cricket	Whiteparish Parish Council	A good quality square with six wickets that does not have capacity to accommodate additional demand. Leased on an annual basis to Whiteparish CC.	Sustain quality with appropriate maintenance.	ECB, WCB, Sports Club	Local	L	L	L	Protect
378	Winterbourne Earls CE Primary School	SP4 6HA	Football	Education	One poor quality mini 7v7 pitch that is unavailable for community use.	Improve quality to better accommodate curricular and extra-curricular demand.	FA, FF, WFA, Education	Local	L	S	L	Protect Enhance
393	Portway	SP4 6JL	Cricket	Sports Club	A good quality square with nine wickets. Used by Winterbourne CC.	Sustain square quality with appropriate maintenance.	ECB, WCB, Sports Club	Local	L	L	L	Protect

WILTSHIRE COUNCIL PLAYING PITCH STRATEGY – COMMUNITY AREA PROFILES

Area 15: Tidworth

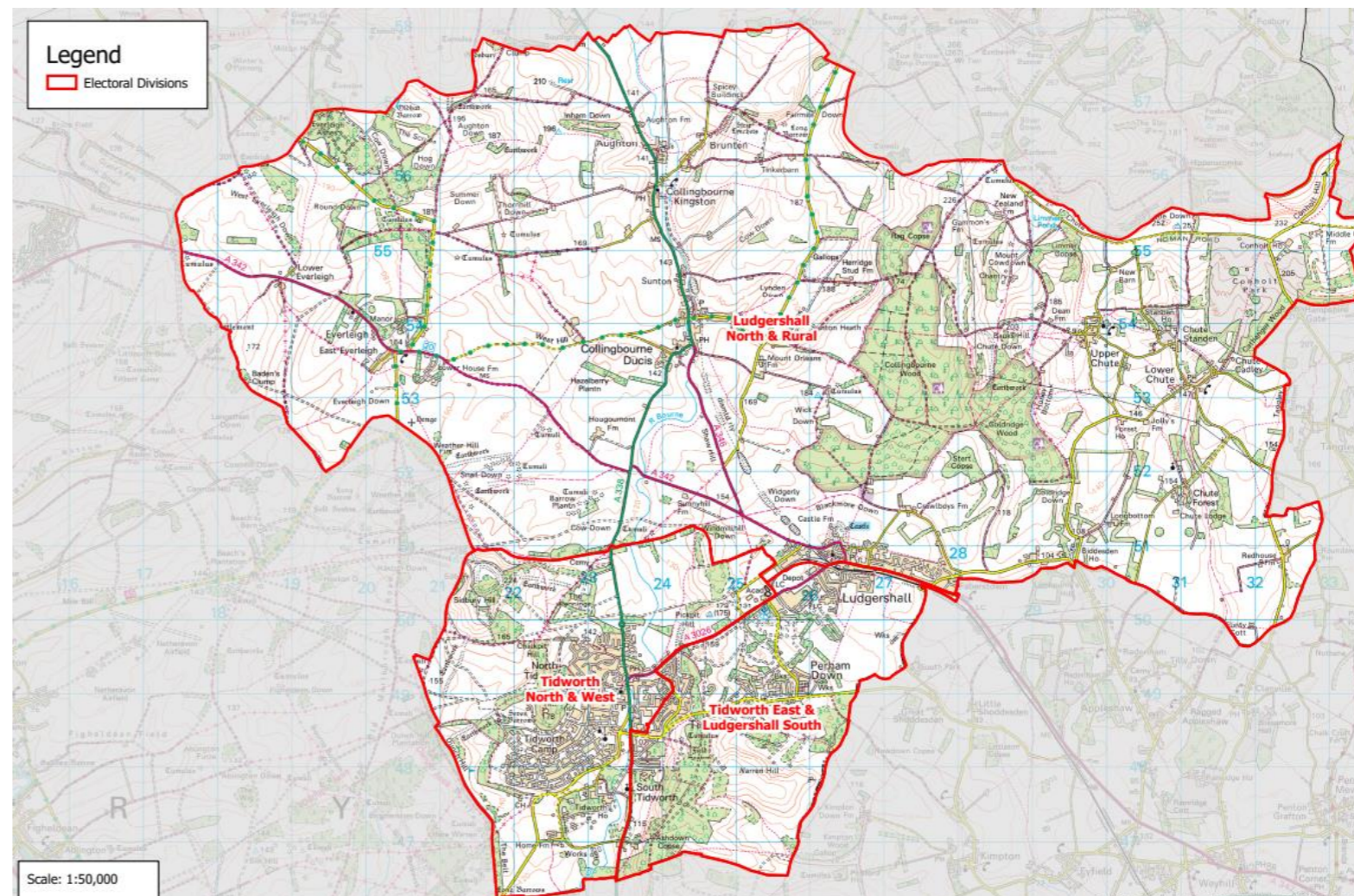
The Tidworth Community Area covers rural countryside in the east of the County of Wiltshire bordering the County of Hampshire. There are two main settlements, Ludgershall, characterised by its castle, and the town of Tidworth. The town of Tidworth came into being with the acquisition by the Army in 1897 of large tracts of Salisbury Plain as a training ground. Since then the area has been dominated by the Army and the Tidworth, Netheravon and Bulford Garrison is one of the largest garrisons in the UK.

Table 15.1: Population in Tidworth

Area (18,307 hectares)	Current population	Future population (ONS-based 2038 projections)	Housing growth (dwellings) in new Local Plan (2020-2038)
Tidworth	19,130	20,219	2,410

Table 15.2: Pitch sport team numbers in Tidworth

Sport	Team gender	Age band	No. of teams	Current population
Football	Mens	16-45	5	5,287
Football	Womens	16-45	0	4,023
Football	Boys	12-15	11	496
Football	Girls	12-15	1	517
Football	Boys	10-11	4	300
Football	Girls	10-11	1	306
Football	Mixed	8-9	5	652
Football	Mixed	6-7	3	677
Cricket	Mens	18-55	5	5,959
Cricket	Womens	18-55	1	4,741
Cricket	Boys	7-18	0	1,786
Cricket	Girls	7-18	0	1,613
Rugby Union	Mens	19-45	0	4,808
Rugby Union	Womens	19-45	0	3,710
Rugby Union	Boys	13-18	0	848
Rugby Union	Girls	13-18	0	683
Rugby Union	Mixed	7-12	0	1,866
Rugby League	Mens	19-45	0	4,808
Rugby League	Womens	19-45	0	3,710
Rugby League	Boys	12-18	0	974
Rugby League	Girls	12-18	0	814
Rugby League	Mixed	7-11	0	1,606
Hockey	Mens	17-55	3	6,048
Hockey	Womens	17-55	3	4,852
Hockey	Boys	14-16	0	369
Hockey	Girls	14-16	0	327
Hockey	Boys	11-13	0	427
Hockey	Girls	11-13	0	436
Hockey	Mixed	5-10	0	1,982



WILTSHIRE COUNCIL
PLAYING PITCH STRATEGY – COMMUNITY AREA PROFILES

Key grass pitch sport sites

Table 15.3: Key grass pitch sites in Tidworth and their pitches

Site ID	Site name	Adult football	Youth 11v11 football	Youth 9v9 football	Mini 7v7 football	Mini 5v5 football	Cricket squares	Senior rugby	Junior rugby	Mini rugby
342	Tidworth Oval	1	-	-	-	-	-	-	-	-
343	Tidworth Town FC Homeground	2	-	1	1	1	-	-	-	-

AGP provision

Table 15.4: AGPs identified in Tidworth

Site ID	Site name	Community use	Number of pitches	Pitch size	Sports lighting?	Pitch surface	Pitch quality
340	The Wellington Academy	Yes	1	Full Size	Yes	Medium Pile 3G	Poor
342	Tidworth Oval	Yes	1	Full Size	Yes	Long Pile 3G	Standard
342	Tidworth Oval	Yes	1	Full Size	Yes	Sand Filled	Good

Sport by sport overview

- Football** – overplay is identified on adult and youth 9v9 pitches at Lugershall Sports & Social Club Football Ground and Tidworth Town Football Club Homeground whilst all other pitch types are played to capacity. No additional teams are expected to be generated through population growth alone. Key clubs identified in the area include Wilts RTC and Tidworth Town Youth football clubs.
- 3G** – with two 3G pitches currently provided in Tidworth, supply is deemed to be adequate in the area.
- Cricket** – overplay of varying levels is identified across all peak times for cricket in Tidworth. Collingbourne CC is identified as a key club in the area.
- Rugby** – no community available rugby union pitches are identified although no community demand is identified in the area.
- Hockey** – Tidworth Oval is the only hockey suitable AGP identified in Tidworth and is played to capacity by Salisbury HC.

Population growth

Based on population projections to 2038 (the period to which this assessment projects population based future demand), Sport England’s Playing Pitch Calculator can estimate the likely additional demand for grass rugby union pitches that will arise from any growth. This is by using the current and future populations in each of the relevant age groups together with the current team numbers, with team generation rates then established to understand how much growth is required to establish one new team.

For reference, the total current population in Wiltshire of 515,363 will increase to 541,068 by 2038. This is an increase of 25,704 people. The table below shows the number of new teams projected to be generated by the new population in Tidworth and the requisite match equivalent sessions it will create. Please, however, note that this does include population increases linked to housing growth, which is instead covered separately following the table.

Table 15.5: Tidworth team generation rates

Sport	Team Gender	Team generation rate	Population Increase	Additional teams	Additional matches per week	Additional pitches required ¹⁷
Football	Mens	1057.48	298.11	0.28	0.14	0.07
Football	Womens	-	226.82	-	-	-
Football	Boys	45.06	27.95	0.62	0.31	0.16
Football	Girls	517.34	29.17	0.06	0.03	0.01
Football	Boys	75.04	16.92	0.23	0.11	0.06
Football	Girls	306.41	17.28	0.06	0.03	0.01
Football	Mixed	130.48	36.78	0.28	0.14	0.04

¹⁷ Assuming additional pitches provided would be of standard quality.

WILTSHIRE COUNCIL
PLAYING PITCH STRATEGY – COMMUNITY AREA PROFILES

Sport	Team Gender	Team generation rate	Population Increase	Additional teams	Additional matches per week	Additional pitches required ¹⁷
Football	Mixed	225.53	38.15	0.17	0.08	0.02
Cricket	Mens	1191.87	335.99	0.28	0.14	0.04
Cricket	Womens	4741.46	267.33	0.06	0.03	0.01
Cricket	Boys	-	100.71	-	-	-
Cricket	Girls	-	90.94	-	-	-
Rugby Union	Mens	-	271.07	-	-	-
Rugby Union	Womens	-	209.19	-	-	-
Rugby Union	Boys	-	47.82	-	-	-
Rugby Union	Girls	-	38.53	-	-	-
Rugby Union	Mixed	-	105.20	-	-	-
Rugby League	Mens	-	271.07	-	-	-
Rugby League	Womens	-	209.19	-	-	-
Rugby League	Boys	-	54.92	-	-	-
Rugby League	Girls	-	45.92	-	-	-
Rugby League	Mixed	-	90.54	-	-	-
Hockey	Mens	2015.92	340.97	0.17	0.08	0.02
Hockey	Womens	1617.49	273.58	0.17	0.08	0.02
Hockey	Boys	-	20.82	-	-	-
Hockey	Girls	-	18.42	-	-	-
Hockey	Boys	-	24.05	-	-	-
Hockey	Girls	-	24.58	-	-	-
Hockey	Mixed	-	111.76	-	-	-

As seen in the table above, no additional teams are expected to be generated through population growth alone in the Tidworth Analysis Area.

Housing growth

The anticipated population increase over the 14 year period (2038) equates to 3.58 match equivalent sessions of demand per week for grass pitch sports, 0.69 match equivalent sessions on hockey suitable AGP and 12.76 match equivalent sessions of demand per season for cricket. Training demand equates to 7.16 hours of use per week for football on 3G pitches and 2.07 hours on hockey suitable AGP.

Table 15.6: Demand for grass pitch sports generated from a population increase of 5,543.

Pitch sport	Estimated demand by sport	
	Match demand per week	Training demand
Adult football	0.44	7.16 hours
Youth football	2.34	As above
Mini soccer	0.80	As above
Rugby union	0.00	0.00 equivalent sessions
Rugby league	0.00	0.00 match equivalent sessions
Adult hockey	0.69	2.07 hours
Junior & mixed hockey	0.00	0.00 hours
Cricket	12.76	-

The table below translates estimated demand into new pitch provision with associated capital and lifestyle costs.

WILTSHIRE COUNCIL
PLAYING PITCH STRATEGY – COMMUNITY AREA PROFILES

Table 15.7: Estimated demand and costs for new pitch provision

Pitch type	Estimated demand and costs for new pitches			Changing rooms	
	Number of pitches to meet demand	Capital cost	Lifecycle Cost (per annum)	Number	Capital cost
Adult football	0.44	£49,465	£9,745	0.88	£176,502
Youth football	2.34	£214,718	£43,373	3.49	£698,849
Mini soccer	0.80	£24,505	£4,852	0.00	£0
Rugby union	0.00	£0	£0	0.00	£0
Rugby league	0.00	£0	£0	0.00	£0
Cricket	0.32	£112,292	£20,662	0.64	£127,753
Sand AGPs	0.17	£167,172	£4,346	0.35	£69,068
3G pitches	0.19	£219,137	£6,445	0.38	£75,448
Total	4.26	£787,290	£89,423	5.73	£1,147,621

Overall, an additional 4.26 pitches would be required to meet additional demand arising from a population increase of 5,543. This would require an expected capital cost of £787,290 and a lifecycle cost per annum of £89,423.

Action Plan

Site ID	Site	Postcode	Sport	Management	Current status	Recommended actions	Partners	Site hierarchy tier	Priority	Timescales	Cost	Aim
16	Arcot Road (Aspire Defence Ground)	SP9 7AH	Football	MOD	Four standard quality adult pitches that are unavailable for community use.	Explore community use options.	FA, FF, WFA, MOD	Local	L	S	L	Protect
16	Arcot Road (Aspire Defence Ground)	SP9 7AH	Rugby Union	MOD	One standard quality senior pitch unavailable for continued use.	Improve pitch quality with enhanced levels of maintenance for continued MOD use.	RFU, MOD	Local	L	L	L	Protect Enhance
82	Collingbourne Ducis Recreation Ground	SN8 3UH	Football (Recreational)	Collingbourne Ducis Parish Council	One youth 11v11 pitch not actively marked with a set of posts. Used for recreational demand. Site actively used for cricket.	Explore the feasibility of bringing the pitch back into use for affiliated demand from the community.	FA, FF, WFA, Parish Council	Local	L	L	L	Protect
82	Collingbourne Ducis Recreation Ground	SN8 3UH	Cricket	Collingbourne Ducis Parish Council	A standard quality seven wicket square accompanied by an NTP. Square is overplayed by 23 match equivalent sessions, Collingbourne CC reports the square has reduced in quality along with poor quality practice provision.	Improve square quality with enhanced levels of maintenance. Explore options to improve practice provision.	ECB, WCB, Parish Council	Local	M	S	L-M	Protect Enhance
167	King George V Playing Field (Lower Chute)	SP11 9DU	Football (Disused)	Chute Forest Parish Council	A disused youth 9v9 pitch, two mini 7v7 pitch and two mini 5v5 pitches with the site currently actively used for cricket.	Explore feasibility of bringing the playing field back into use given local shortfalls and ensure replacement provision is provided in line with national planning policy should a proposal come forward that will result in permanent loss.	FA, FF, WFA, Parish Council	Local	L	L	L	Protect

WILTSHIRE COUNCIL
PLAYING PITCH STRATEGY – COMMUNITY AREA PROFILES

Site ID	Site	Postcode	Sport	Management	Current status	Recommended actions	Partners	Site hierarchy tier	Priority	Timescales	Cost	Aim
167	King George V Playing Field (Lower Chute)	SP11 9DU	Cricket	Chute Forest Parish Council	A standard quality seven wicket square with spare capacity to accommodate additional demand. Used by Chute CC.	Sustain square quality with appropriate maintenance. Look to utilise spare capacity to accommodate future demand/alleviate shortfalls on other sites.	ECB, WCB, Parish Council	Local	L	S	L	Protect
191	Ludgershall Sports & Social Club Football Ground	SP11 9QE	Football	Sports Club	One poor quality adult pitch that is overplayed by one match equivalent session per week. The site is home to Ludgershall Sports FC (Regional Feeder League).	Improve quality to alleviate overplay. Ensure the site meets the minimum requirements to progress through the football pyramid.	FA, FF, WFA, Sports Club	Local	M	S	L	Protect Enhance
280	Somme Road - Aspire Defence Ground	SP11 9LS	Football	MOD	One standard quality adult pitch that is unavailable for community use.	Explore community use options.	FA, FF, WFA, MOD	Local	L	S	L	Protect
318	Swinton Barracks	SP11 9LQ	Football	MOD	One standard quality adult pitch that is unavailable for community use.	Explore community use options.	FA, FF, WFA, MOD	Local	L	S	L	Protect
318	Swinton Barracks	SP11 9LQ	3G	MOD	One full size 3G pitch and two smaller size 3G pitches, all of which are unavailable for community use and no sports lighting. The smaller size pitches have exceeded their lifespans and thus require resurfacing.	Resurface pitch to improve quality for private use and ensure a sinking fund is in place for long-term sustainability. Explore community use options.	FA, FF, WFA, MOD	Local	H	S	H	Protect Enhance Provide
319	Tedworth Park Polo Club (Andover Site)	SP11 9LS	Football	MOD	One standard quality adult pitch that is unavailable for community use.	Explore community use options.	FA, FF, WFA, MOD	Local	L	S	L	Protect
320	Tedworth Park Polo Club (Tidworth Site)	SP9 7AH	Rugby Union	MOD	One standard quality senior pitch unavailable for continued use.	Improve pitch quality with enhanced levels of maintenance for continued MOD use.	RFU, MOD	Local	L	L	L	Protect Enhance
340	The Wellington Academy	SP11 9RR	Football	Education	One standard quality adult pitch that is unavailable for community use.	Explore community use options.	FA, FF, WFA, Education	Local	L	S	L	Protect
340	The Wellington Academy	SP11 9RR	3G	Education	One poor quality full size 3G pitch that is available for community use and is equipped with sports lighting. The pitch was installed in 2012 and thus has exceeded its 10-year recommended lifespan; plans exist for the resurfacing of the pitch.	Support plans to resurface pitch to improve quality and ensure a sinking fund is in place for long-term sustainability.	FA, FF, WFA, Education	Key Centre	H	S	H	Protect Enhance Provide
340	The Wellington Academy	SP11 9RR	Rugby Union (Disused)	Education	One disused senior pitch.	No action required	RFU, Education	Local	-	-	-	-
342	Tidworth Oval	SP9 7SB	Football	MOD	One standard quality adult pitch that is available for community use. The pitch has spare capacity discounted due to unsecure tenure.	Seek to provide a community use agreement, enabling actual spare capacity for clubs.	FA, FF, WFA, MOD	Local	M	S	L	Protect Enhance

WILTSHIRE COUNCIL
PLAYING PITCH STRATEGY – COMMUNITY AREA PROFILES

Site ID	Site	Postcode	Sport	Management	Current status	Recommended actions	Partners	Site hierarchy tier	Priority	Timescales	Cost	Aim
342	Tidworth Oval	SP9 7SB	3G	MOD	One good quality World Rugby compliant full size 3G pitch that is available for community use and is equipped with sports lighting.	Sustain quality.	FA, FF, WFA, MOD	Key Centre	L	L	L	Protect
342	Tidworth Oval	SP9 7SB	Hockey	MOD	One good quality full size pitch that is available for community use and is equipped with sports lighting.	Sustain quality.	EH, MOD	Key Centre	L	L	L	Protect
343	Tidworth Town Football Club Homeground	SP9 7AN	Football	Sports Club	One standard quality adult pitch that is played to capacity. One adult pitch, one youth 9v9 pitch, one mini 7v7 pitch and one mini 5v5 pitch, all of which are poor quality. The poor quality adult pitch and the youth 9v9 pitch is overplayed by a combined total of one match equivalent session per week. The remaining pitches have actual spare capacity discounted due to poor pitch quality.	Improve quality to alleviate overplay and to establish actual spare capacity for clubs.	FA, FF, WFA, Sports Club	Local	M	S	L	Protect Enhance
383	Zouch Academy	SP9 7JF	Football	Education	One poor quality mini 7v7 pitch that is unavailable for community use.	Improve quality to better accommodate curricular and extra-curricular demand.	FA, FF, WFA, Education	Local	L	S	L	Protect Enhance

WILTSHIRE COUNCIL PLAYING PITCH STRATEGY – COMMUNITY AREA PROFILES

Area 16: Trowbridge

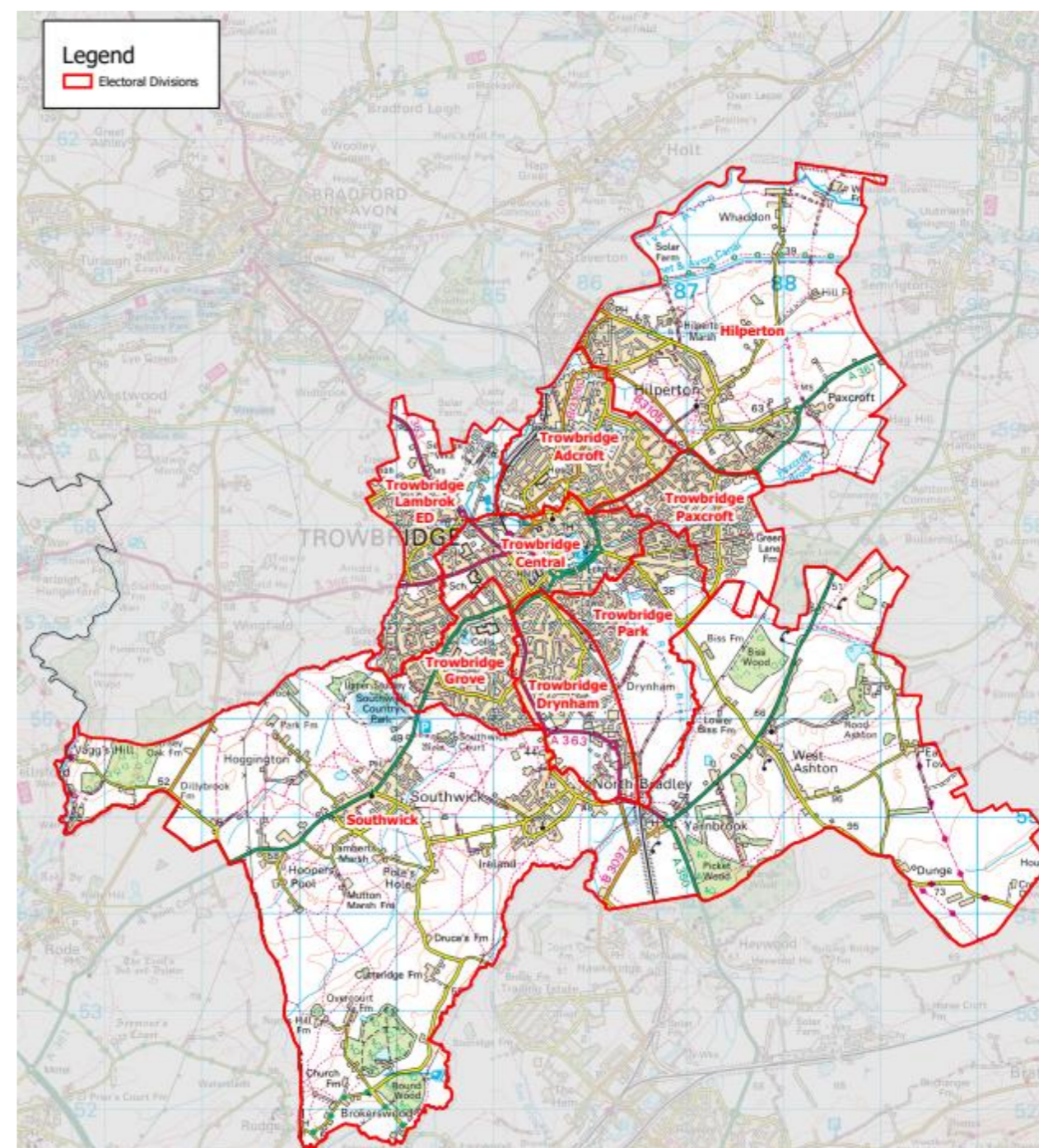
The Trowbridge Community Area lies on the western border of Wiltshire. Trowbridge is the county town of Wiltshire, brought about originally by the town's early rail connections with the rest of the county. Trowbridge is still a working town. It contains the main offices of Wiltshire Council and modern office and industrial businesses on the White Horse Industrial Estate. The community area contains five parishes, set in a farmed rural landscape. Trowbridge is the second most populous Community Area in Wiltshire, after Chippenham. It is an area of new house building and inward migration. The town has seen considerable economic change. Trowbridge provides shops, schools and services for a wide catchment area.

Table 16.1: Population in Trowbridge

Area (4,163 hectares)	Current population	Future population (ONS-based 2038 projections)	Housing growth (dwellings) in Local Plan (2020-2038)
Trowbridge	45,053	47,619	4,625

Table 16.2: Pitch sport team numbers in Trowbridge

Sport	Team gender	Age band	No. of teams	Current population
Football	Mens	16-45	4	8,127
Football	Womens	16-45	1	7,853
Football	Boys	12-15	14	1,162
Football	Girls	12-15	3	1,144
Football	Boys	10-11	9	607
Football	Girls	10-11	4	587
Football	Mixed	8-9	11	1,190
Football	Mixed	6-7	8	1,155
Cricket	Mens	18-55	6	10,705
Cricket	Womens	18-55	0	10,626
Cricket	Boys	7-18	2	3,496
Cricket	Girls	7-18	0	3,333
Rugby Union	Mens	19-45	3	7,295
Rugby Union	Womens	19-45	1	7,120
Rugby Union	Boys	13-18	5	1,697
Rugby Union	Girls	13-18	2	1,538
Rugby Union	Mixed	7-12	6	3,593
Rugby League	Mens	19-45	0	7,295
Rugby League	Womens	19-45	0	7,120
Rugby League	Boys	12-18	0	1,990
Rugby League	Girls	12-18	0	1,863
Rugby League	Mixed	7-11	0	2,972
Hockey	Mens	17-55	0	10,994
Hockey	Womens	17-55	0	10,864
Hockey	Boys	14-16	0	868
Hockey	Girls	14-16	0	810
Hockey	Boys	11-13	0	873
Hockey	Girls	11-13	0	894
Hockey	Mixed	5-10	0	3,536



WILTSHIRE COUNCIL
PLAYING PITCH STRATEGY – COMMUNITY AREA PROFILES

Key grass pitch sport sites

Table 16.3: Key grass pitch sites in Trowbridge and their pitches

Site ID	Site name	Adult football	Youth 11v11 football	Youth 9v9 football	Mini 7v7 football	Mini 5v5 football	Cricket squares	Senior rugby	Junior rugby	Mini rugby
100	Daykin Estates Ground	1	1	1	1	-	-	-	-	-
223	North Bradley Peace Memorial Trust Recreation Ground	-	-	1	1	2	-	-	-	-
345	Trowbridge RUFC (Doric Park)	-	-	-	-	-	-	4	-	-

AGP provision

Table 16.4: AGPs identified in Trowbridge

Site ID	Site name	Community use	Number of pitches	Pitch size	Sports lighting?	Pitch surface	Pitch quality
163	John of Gaunt School	Yes	1	Full Size	Yes	Sand Filled	Poor

Sport by sport overview

- ◀ **Football** – overplay is identified on adult, youth 11v11 and youth 9v9 pitches at Daykin Estates Ground and Studley Green Community Centre whilst all other pitch types are played to capacity. No additional teams are expected to be generated through population growth alone. Key clubs identified in the area include St Andrews, Trowbridge Town and Trowbridge Wanderers Youth football clubs.
- ◀ **3G** – with no 3G pitches currently provided in Trowbridge, there is deemed to be a shortfall of 1.5 full size 3G pitches based on the FA’s training model.
- ◀ **Cricket** – actual spare capacity of varying levels is identified on Sundays and midweek for cricket in Trowbridge whilst squares are played to capacity on Saturdays. Beehive Southwick and Trowbridge cricket clubs are identified as key clubs in the area.
- ◀ **Rugby** – overplay of 7.25 match equivalent sessions is identified at Trowbridge Rugby Club (Doric Park). The site accommodates all of Trowbridge RUFC’s demand which is the only club based in Trowbridge.
- ◀ **Hockey** – as capacity of the AGP at John of Gaunt School is discounted due to poor quality, there is no available capacity in Trowbridge although no demand is identified in the area.

Population growth

Based on population projections to 2038 (the period to which this assessment projects population based future demand), Sport England’s Playing Pitch Calculator can estimate the likely additional demand for grass rugby union pitches that will arise from any growth. This is by using the current and future populations in each of the relevant age groups together with the current team numbers, with team generation rates then established to understand how much growth is required to establish one new team.

For reference, the total current population in Wiltshire of 515,363 will increase to 541,068 by 2038. This is an increase of 25,704 people. The table below shows the number of new teams projected to be generated by the new population in Trowbridge and the requisite match equivalent sessions it will create. Please, however, note that this does include population increases linked to housing growth, which is instead covered separately following the table.

Table 16.5: Trowbridge team generation rates

Sport	Team Gender	Team generation rate	Population Increase	Additional teams	Additional matches per week	Additional pitches required ¹⁸
Football	Mens	2031.65	458.18	0.23	0.11	0.06
Football	Womens	7853.50	442.78	0.06	0.03	0.01
Football	Boys	82.99	65.50	0.79	0.39	0.20
Football	Girls	381.47	64.52	0.17	0.08	0.04
Football	Boys	67.43	34.22	0.51	0.25	0.13
Football	Girls	146.73	33.09	0.23	0.11	0.06

¹⁸ Assuming additional pitches provided would be of standard quality.

WILTSHIRE COUNCIL
PLAYING PITCH STRATEGY – COMMUNITY AREA PROFILES

Sport	Team Gender	Team generation rate	Population Increase	Additional teams	Additional matches per week	Additional pitches required ¹⁸
Football	Mixed	108.15	67.08	0.62	0.31	0.08
Football	Mixed	144.44	65.15	0.45	0.23	0.06
Cricket	Mens	1784.13	603.54	0.34	0.17	0.04
Cricket	Womens	-	599.08	-	-	-
Cricket	Boys	1747.86	197.09	0.11	0.06	0.01
Cricket	Girls	-	187.94	-	-	-
Rugby Union	Mens	2431.61	411.29	0.17	0.08	0.04
Rugby Union	Womens	7119.98	401.43	0.06	0.03	0.01
Rugby Union	Boys	339.30	95.65	0.28	0.14	0.07
Rugby Union	Girls	768.88	86.70	0.11	0.06	0.03
Rugby Union	Mixed	598.81	202.57	0.34	0.17	0.08
Rugby League	Mens	-	411.29	-	-	-
Rugby League	Womens	-	401.43	-	-	-
Rugby League	Boys	-	112.22	-	-	-
Rugby League	Girls	-	105.06	-	-	-
Rugby League	Mixed	-	167.57	-	-	-
Hockey	Mens	-	619.85	-	-	-
Hockey	Womens	-	612.51	-	-	-
Hockey	Boys	-	48.95	-	-	-
Hockey	Girls	-	45.66	-	-	-
Hockey	Boys	-	49.22	-	-	-
Hockey	Girls	-	50.42	-	-	-
Hockey	Mixed	-	199.35	-	-	-

As seen in the table above, no additional teams are expected to be generated through population growth alone in the Trowbridge Analysis Area.

Housing growth

The anticipated population increase over the 14 year period (2038) equates to 7.56 match equivalent sessions of demand per week for grass pitch sports, zero match equivalent sessions on hockey suitable AGP and 16.87 match equivalent sessions of demand per season for cricket. Training demand equates to 12.22 hours of use per week for football on 3G pitches and zero hours on hockey suitable AGP.

Table 16.6: Demand for grass pitches generated from a population increase of 10,638.

Pitch sport	Estimated demand by sport	
	Match demand per week	Training demand
Adult football	0.55	12.22 hours
Youth football	3.51	As above
Mini soccer	2.05	As above
Rugby union	1.45	1.62 equivalent sessions
Rugby league	0.00	0.00 match equivalent sessions
Adult hockey	0.00	0.00 hours
Junior & mixed hockey	0.00	0.00 hours
Cricket	16.87	-

The table below translates estimated demand into new pitch provision with associated capital and lifestyle costs.

WILTSHIRE COUNCIL
PLAYING PITCH STRATEGY – COMMUNITY AREA PROFILES

Table 16.7: Estimated demand and costs for new pitch provision

Pitch type	Estimated demand and costs for new pitches			Changing rooms	
	Number of pitches to meet demand	Capital cost	Lifecycle Cost (per annum)	Number	Capital cost
Adult football	0.55	£61,363	£12,089	1.09	£218,955
Youth football	3.51	£322,417	£65,128	4.07	£815,115
Mini soccer	2.05	£62,701	£12,415	0.00	£0
Rugby union	1.45	£244,008	£45,142	2.90	£580,444
Rugby league	0.00	£0	£0	0.00	£0
Cricket	0.40	£139,024	£25,580	0.79	£158,164
Sand AGPs	0.00	£0	£0	0.00	£0
3G pitches	0.32	£373,819	£10,995	0.64	£128,705
Total	8.27	£1,203,333	£171,348	9.50	£1,901,384

Overall, an additional 8.27 pitches would be required to meet additional demand arising from a population increase of 10,638. This would require an expected capital cost of £1,203,333 and a lifecycle cost per annum of £171,348.

Action Plan

Site ID	Site	Postcode	Sport	Management	Current status	Recommended actions	Partners	Site hierarchy tier	Priority	Timescales	Cost	Aim
29	Bellefield Primary and Nursery School	BA14 8TE	Football	Education	Two poor quality mini 5v5 pitches, both of which are unavailable for community use.	Improve quality to better accommodate curricular and extra-curricular demand.	FA, FF, WFA, Education	Local	L	S	L	Protect Enhance
100	Daykin Estates Ground	BA14 0LZ	Football	Sports Club	One adult pitch, one youth 11v11 pitch, one youth 9v9 pitch and one mini 7v7 pitch, all of which are standard quality. The adult pitch has actual spare capacity amounting to 0.5 match equivalent sessions per week, whilst the youth 11v11 and youth 9v9 pitches are overplayed by a combined total of two match equivalent sessions per week. The site is home to Trowbridge Twon FC (Regional Feeder League).	Consider transferring demand to sites with actual spare capacity or improving the pitch quality to alleviate overplay where it exists. Utilise actual spare capacity where it exists, via the transfer of demand from overplayed sites or via future demand. Ensure the site meets the minimum requirements to progress through the football pyramid.	FA, FF, WFA, Sports Club	Local	M	S	M	Protect Enhance
152	Hilperton C of E Primary School	BA14 7SB	Football	Education	One poor quality mini 5v5 pitch that is unavailable for community use.	Improve quality to better accommodate curricular and extra-curricular demand.	FA, FF, WFA, Education	Local	L	S	L	Protect Enhance
153	Hilperton Village Hall	BA14 7RN	Football	Community Organisation	One poor quality adult pitch that is played to capacity.	Improve quality to establish actual spare capacity for clubs.	FA, FF, WFA, Community Organisation	Local	M	S	L	Protect Enhance
163	John of Gaunt School	BA14 9EH	Football/ 3G	Education	One adult pitch and one youth 9v9 pitch, both of which are poor quality and unavailable for community use.	Improve quality and explore community use options.	FA, FF, WFA, Education	Local	L	S	L	Protect Enhance
163	John of Gaunt School	BA14 9EH	Rugby Union	Education	Two poor quality senior pitches. Played to capacity due to curricular demand.	Improve pitch quality with enhanced levels of maintenance for curricular and extra curricular demand.	RFU, Education	Local	L	L	L	Protect Enhance

WILTSHIRE COUNCIL
PLAYING PITCH STRATEGY – COMMUNITY AREA PROFILES

Site ID	Site	Postcode	Sport	Management	Current status	Recommended actions	Partners	Site hierarchy tier	Priority	Timescales	Cost	Aim
163	John of Gaunt School	BA14 9EH	Hockey	Education	One poor quality full size pitch that is available for community use and is equipped with sports lighting. The pitch has exceeded its 10-year recommended lifespan and thus requires resurfacing.	Explore the feasibility of converting the hockey suitable AGP to a full size 3G pitch. Any loss of hockey suitable provision would require agreed mitigation for hockey through relevant dialogue with NGBs and SE. Any development on site would need to secure long term tenure for community users.	EH, FA, FF, WFA, Education	Local	H	L	H	Protect Enhance Provide
222	North Bradley CE Primary School	BA14 0TA	Football	Education	Two poor quality mini 5v5 pitches that are unavailable for community use.	Improve quality to better accommodate curricular and extra-curricular demand.	FA, FF, WFA, Education	Local	L	S	L	Protect Enhance
223	North Bradley Peace Memorial Trust Recreation Ground	BA14 0SL	Football	Trust	One youth 9v9 pitch, one mini 7v7 pitch and two mini 5v5 pitches, all of which are poor quality. The youth 9v9 pitch has spare capacity discounted due to poor pitch quality, whilst the mini 7v7 pitch is played to capacity.	Improve quality to establish actual spare capacity for clubs.	FA, FF, WFA, Trust	Local	M	S	L	Protect Enhance
223	North Bradley Peace Memorial Trust Recreation Ground	BA14 0SL	Cricket (Disused)	Trust	North Bradley Peace Memorial Trust Recreation Ground previously accommodated an eight wicket grass square, with satellite imagery suggesting that it has not been maintained or utilised since circa 2005.	Explore feasibility of bringing the playing field back into use given local shortfalls and ensure replacement provision is provided in line with national planning policy should a proposal come forward that will result in permanent loss.	ECB, WCB, Trust	Local	L	L	L	Protect
272	Seymour Playing Fields	BA14 8LX	Football	Commercial	One poor quality adult pitch that has spare capacity discounted due to poor pitch quality. The site is serviced with poor quality ancillary facilities.	Improve quality to establish actual spare capacity for clubs. Explore feasibility of improving the site's ancillary provision.	FA, FF, WFA, Commercial	Local	M	M	M	Protect Enhance
284	Southwick Playing Field	BA14 9QN	Football	Community Organisation	One poor quality adult pitch that is played to capacity.	Improve quality to establish actual spare capacity for clubs.	FA, FF, WFA, Community Organisation	Local	M	S	L	Protect Enhance
284	Southwick Playing Field	BA14 9QN	Cricket	Community Organisation	A good quality square with ten wicket that has spare capacity to accommodate additional demand. Used by Beehive Southwick CC.	Sustain square quality with appropriate maintenance. Look to utilise spare capacity to accommodate future demand/alleviate shortfalls on other sites.	ECB, WCB, Community Organisation	Local	L	S	L	Protect
290	St Augustine's Catholic Technology College	BA14 9EN	Cricket	Education	One standalone NTP that's not available for community use.	Sustain quality as appropriate and retain as current use.	ECB, WCB, Education	Local	L	L	L	Protect
296	St Johns Catholic Primary School	BA14 9EA	Football	Education	Two poor quality mini 5v5 pitches, both of which are unavailable for community use.	Improve quality to better accommodate curricular and extra-curricular demand.	FA, FF, WFA, Education	Local	L	S	L	Protect Enhance

WILTSHIRE COUNCIL
PLAYING PITCH STRATEGY – COMMUNITY AREA PROFILES

Site ID	Site	Postcode	Sport	Management	Current status	Recommended actions	Partners	Site hierarchy tier	Priority	Timescales	Cost	Aim
309	Stallards Recreation Ground	BA14 9AP	Football (Disused)	Council	Disused site which previously accommodated one adult pitch. Last actively marked out circa 2016.	Explore feasibility of bringing the playing field back into use given local shortfalls and ensure replacement provision is provided in line with national planning policy should a proposal come forward that will result in permanent loss.	FA, FF, WFA	Local	L	L	L	Protect
314	Studley Green Community Centre	BA14 9HA	Football	Council	One adult pitch and one youth 11v11 pitch, both of which are poor quality and overplayed by 9.5 match equivalent sessions per week.	Improve quality to alleviate overplay.	FA, FF, WFA	Local	M	S	L	Protect Enhance
323	The Clarendon Academy	BA14 0DJ	Football	Education	Two standard quality youth 11v11 pitches, both of which are unavailable for community use.	Improve quality and explore community use options.	FA, FF, WFA, Education	Local	L	S	L	Protect Enhance
323	The Clarendon Academy	BA14 0DJ	Cricket	Education	Two standalone NTPs that are not available for community use.	Sustain quality as appropriate and retain as current use.	ECB, WCB, Education	Local	L	L	L	Protect
323	The Clarendon Academy	BA14 0DJ	Rugby Union	Education	One poor quality senior pitch. Played to capacity due to curricular demand.	Improve pitch quality with enhanced levels of maintenance for curricular and extra curricular demand.	RFU, Education	Local	L	L	L	Protect Enhance
332	The Grove Recreation Ground	BA14 0JB	Football (Recreational)	Council	Site previously had two sets of goals which have since been removed (circa 2017). Can accommodate one adult pitch but has most recently been used as a youth 9v9.	Explore the feasibility of bringing the pitch back into use for affiliated demand from the community.	FA, FF, WFA	Local	L	L	L	Protect
345	Trowbridge Rugby Club (Doric Park)	BA14 6JB	Rugby Union	Sports Club	Four standard quality senior pitches, of which one has sports lighting. All pitches are overplayed. Accompanied by good quality ancillary provision.	Improve pitch quality with enhanced levels of maintenance. Explore opportunity to add sports lighting to an additional pitch to spread training demand across pitches.	RFU, Sports Club	Local	M	M	M	Protect Enhance Provide
351	Walwayne Court School	BA14 9DU	Football	Education	One poor quality mini 5v5 pitch that is unavailable for community use.	Improve quality to better accommodate curricular and extra-curricular demand.	FA, FF, WFA, Education	Local	L	S	L	Protect Enhance
361	West Ashton C of E Primary School	BA14 6AZ	Football	Education	One poor quality mini 5v5 pitch that is unavailable for community use.	Improve quality to better accommodate curricular and extra-curricular demand.	FA, FF, WFA, Education	Local	L	S	L	Protect Enhance
397	Trowbridge Cricket Club	BA14 8PX	Cricket	Sports Club	A good quality square with 17 wickets that has spare capacity. It should be noted that there is a parcel of land adjacent to Trowbridge Cricket Club which previously accommodate a second square on the site. This was partially built upon in 2016 to provide for the development of Trowbridge Health Centre, however, a section of the land still remains disused.	Sustain square quality with appropriate levels of maintenance.	ECB, WCB, Sports Club	Local	M	L	L	Protect

WILTSHIRE COUNCIL PLAYING PITCH STRATEGY – COMMUNITY AREA PROFILES

Area 17: Warminster

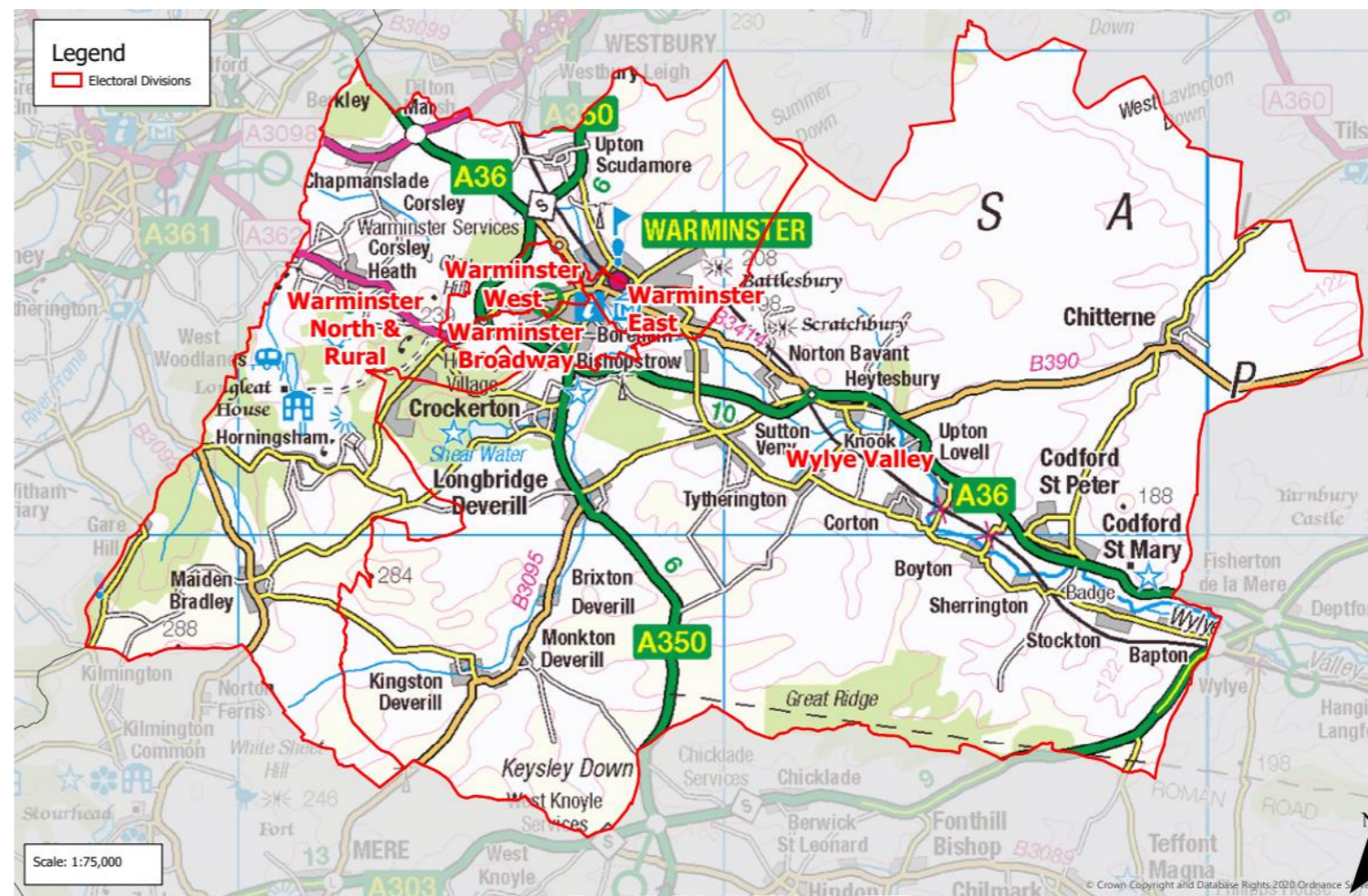
Warminster is an important service centre for its large rural catchment of villages. Warminster is home to a major military garrison, which uses Salisbury Plain as a training area. The effects of this can be felt not only by the immediate impact of a visiting regiment, but also by the tendency of many military personnel to make the town their home on retirement. Warminster is by far the largest settlement in what is a largely very rural area. Other, smaller settlements in the area include Sutton Veny, Chitterne and Corsley.

Table 17.1: Population in Warminster

Area (28,047 hectares)	Current population	Future population (ONS-based 2038 projections)	Housing growth (dwellings) in Local Plan (2020-2038)
Warminster	25,848	27,320	1,985

Table 17.2: Pitch sport team numbers in Warminster

Sport	Team gender	Age band	No. of teams	Current population
Football	Mens	16-45	8	4,160
Football	Womens	16-45	1	3,701
Football	Boys	12-15	4	619
Football	Girls	12-15	0	601
Football	Boys	10-11	4	306
Football	Girls	10-11	0	303
Football	Mixed	8-9	3	559
Football	Mixed	6-7	2	529
Cricket	Mens	18-55	8	5,531
Cricket	Womens	18-55	1	5,295
Cricket	Boys	7-18	2	1,784
Cricket	Girls	7-18	0	1,663
Rugby Union	Mens	19-45	2	3,716
Rugby Union	Womens	19-45	0	3,324
Rugby Union	Boys	13-18	1	893
Rugby Union	Girls	13-18	0	834
Rugby Union	Mixed	7-12	5	1,721
Rugby League	Mens	19-45	0	3,716
Rugby League	Womens	19-45	0	3,324
Rugby League	Boys	12-18	0	1,063
Rugby League	Girls	12-18	0	974
Rugby League	Mixed	7-11	0	1,411
Hockey	Mens	17-55	5	5,677
Hockey	Womens	17-55	3	5,425
Hockey	Boys	14-16	0	453
Hockey	Girls	14-16	0	397
Hockey	Boys	11-13	0	486
Hockey	Girls	11-13	0	468
Hockey	Mixed	5-10	0	1,662



WILTSHIRE COUNCIL
PLAYING PITCH STRATEGY – COMMUNITY AREA PROFILES

Key grass pitch sport sites

Table 17.3: Key grass pitch sites in Warminster

Site ID	Site name	Adult football	Youth 11v11 football	Youth 9v9 football	Mini 7v7 football	Mini 5v5 football	Cricket squares	Senior rugby	Junior rugby	Mini rugby
4	Alexander Memorial Field	1	-	-	-	2	1	-	-	-
176	Land Warfare Centre Site 1	2	-	-	-	-	1	1	-	-
398	Land Warfare Centre Site 2	5	-	-	-	-	-	1	-	-

AGP provision

Table 17.4: AGPs identified in Warminster

Site ID	Site name	Community use	Number of pitches	Pitch size	Sportslit	Pitch surface	Pitch quality
176	Land Warfare Centre Site 1	Yes	1	Full Size	Yes	Sand Dressed	Good
355	Kingdown School	Yes	1	Full Size	Yes	Sand Filled	Poor
357	Warminster Prep School	No	1	Half Size	No	Sand Filled	Standard
359	Warminster School	No	1	Full Size	Yes	Sand Dressed	Good
398	Land Warfare Centre Site 2	Yes	1	Half Size	Yes	Medium Pile 3G	Poor
398	Land Warfare Centre Site 2	No	1	Half Size	Yes	Medium Pile 3G	Poor

Sport by sport overview

- Football** – overplay is identified on youth 9v9 pitches at Princecroft Primary School whilst all other pitch types are played to capacity. No additional teams are expected to be generated through population growth alone. Key clubs identified in the area include Warminster Highbury Youth and Warminster Town football clubs.
- 3G** – with no 3G pitches currently provided in Warminster, there is deemed to be a shortfall of 0.5 full size 3G pitches based on the FA’s training model.
- Cricket** – actual spare capacity of varying levels is identified at all peak times for cricket in Warminster. Warminster and Heytesbury and Sutton Veny cricket clubs are identified as key clubs in the area.
- Rugby** – actual spare capacity of one match equivalent session is identified at Warminster Rugby Club (Folly Lane) with the pitches utilised for match demand by Warminster RUFC.
- Hockey** – actual spare capacity of one match equivalent session per week is identified on the AGP at Land Warfare Centre (Site 1). The pitch is used predominantly by West Wilts HC for match and training demand.

Population growth

Based on population projections to 2038 (the period to which this assessment projects population based future demand), Sport England’s Playing Pitch Calculator can estimate the likely additional demand for grass rugby union pitches that will arise from any growth. This is by using the current and future populations in each of the relevant age groups together with the current team numbers, with team generation rates then established to understand how much growth is required to establish one new team.

For reference, the total current population in Wiltshire of 515,363 will increase to 541,068 by 2038. This is an increase of 25,704 people. The table below shows the number of new teams projected to be generated by the new population in Warminster and the requisite match equivalent sessions it will create. Please, however, note that this does include population increases linked to housing growth, which is instead covered separately following the table.

Table 17.5: Warminster team generation rates

Sport	Team Gender	Team generation rate	Population Increase	Additional teams	Additional matches per week	Additional pitches required ¹⁹
Football	Mens	520.01	234.55	0.45	0.23	0.11
Football	Womens	3700.52	208.64	0.06	0.03	0.01
Football	Boys	154.63	34.87	0.23	0.11	0.06

¹⁹ Assuming additional pitches provided would be of standard quality.

WILTSHIRE COUNCIL
PLAYING PITCH STRATEGY – COMMUNITY AREA PROFILES

Sport	Team Gender	Team generation rate	Population Increase	Additional teams	Additional matches per week	Additional pitches required ¹⁹
Football	Girls	-	33.90	-	-	-
Football	Boys	76.40	17.23	0.23	0.11	0.06
Football	Girls	-	17.09	-	-	-
Football	Mixed	186.35	31.52	0.17	0.08	0.02
Football	Mixed	264.29	29.80	0.11	0.06	0.01
Cricket	Mens	691.42	311.86	0.45	0.23	0.06
Cricket	Womens	5294.95	298.53	0.06	0.03	0.01
Cricket	Boys	892.06	100.59	0.11	0.06	0.01
Cricket	Girls	-	93.75	-	-	-
Rugby Union	Mens	1857.75	209.48	0.11	0.06	0.03
Rugby Union	Womens	-	187.40	-	-	-
Rugby Union	Boys	893.47	50.37	0.06	0.03	0.01
Rugby Union	Girls	-	47.00	-	-	-
Rugby Union	Mixed	344.11	97.01	0.28	0.14	0.07
Rugby League	Mens	-	209.48	-	-	-
Rugby League	Womens	-	187.40	-	-	-
Rugby League	Boys	-	59.91	-	-	-
Rugby League	Girls	-	54.94	-	-	-
Rugby League	Mixed	-	79.54	-	-	-
Hockey	Mens	1135.47	320.09	0.28	0.14	0.04
Hockey	Womens	1808.22	305.84	0.17	0.08	0.02
Hockey	Boys	-	25.53	-	-	-
Hockey	Girls	-	22.39	-	-	-
Hockey	Boys	-	27.41	-	-	-
Hockey	Girls	-	26.41	-	-	-
Hockey	Mixed	-	93.70	-	-	-

As seen in the table above, no additional teams are expected to be generated through population growth alone in the Warminster Analysis Area.

Housing growth

The anticipated population increase over the 14 year period (2038) equates to 2.51 match equivalent sessions of demand per week for grass pitch sports, 0.73 match equivalent sessions on hockey suitable AGP and 19.54 match equivalent sessions of demand per season for cricket. Training demand equates to 4.22 hours of use per week for football on 3G pitches and 2.20 hours on hockey suitable AGP.

Table 17.6: Demand for grass pitch sports generated from a population increase of 4,566.

Pitch sport	Estimated demand by sport	
	Match demand per week	Training demand
Adult football	0.84	4.22 hours
Youth football	0.78	As above
Mini soccer	0.50	As above
Rugby union	0.41	0.53 equivalent sessions
Rugby league	0.00	0.00 match equivalent sessions
Adult hockey	0.73	2.20 hours
Junior & mixed hockey	0.00	0.00 hours
Cricket	19.54	-

The table below translates estimated demand into new pitch provision with associated capital and lifestyle costs.

WILTSHIRE COUNCIL
PLAYING PITCH STRATEGY – COMMUNITY AREA PROFILES

Table 17.7: Estimated demand and costs for new pitch provision

Pitch type	Estimated demand and costs for new pitches			Changing rooms	
	Number of pitches to meet demand	Capital cost	Lifecycle Cost (per annum)	Number	Capital cost
Adult football	0.84	£93,749	£18,469	1.67	£334,515
Youth football	0.78	£71,199	£14,382	0.77	£154,436
Mini soccer	0.50	£15,238	£3,017	0.00	£0
Rugby union	0.41	£68,206	£12,618	0.81	£162,249
Rugby league	0.00	£0	£0	0.00	£0
Cricket	0.47	£164,048	£30,185	0.93	£186,634
Sand AGPs	0.18	£177,964	£4,627	0.37	£73,527
3G pitches	0.11	£129,077	£3,796	0.22	£44,441
Total	3.28	£719,482	£87,094	4.77	£955,802

Overall, an additional 3.28 pitches would be required to meet additional demand arising from a population increase of 4,566. This would require an expected capital cost of £719,482 and a lifecycle cost per annum of £87,094.

Action Plan

Site ID	Site	Postcode	Sport	Management	Current status	Recommended actions	Partners	Site hierarchy tier	Priority	Timescales	Cost	Aim
4	Alexander Memorial Field	BA12 7AP	Football	Trust	One adult pitch and two mini 5v5 pitches, all of which are poor quality and have spare capacity discounted due to poor pitch quality. The site is serviced with poor quality ancillary facilities.	Improve quality to establish actual spare capacity for clubs. Explore feasibility of improving the site's ancillary provision.	FA, FF, WFA, Trust	Local	M	M	M	Protect Enhance
4	Alexander Memorial Field	BA12 7AP	Cricket	Trust	A good quality ten wicket square that has spare capacity to accommodate additional demand. Used by Heytesbury and Sutton Veny CC for the start of the 2024 season. Site has poor quality changing rooms.	Sustain square quality with appropriate maintenance. Ensure any users have security of tenure on the site. Explore options, where possible, to improve the quality of ancillary provision.	ECB, WCB, Trust	Local	M	L	L-M	Protect
65	Chapmanslade Village Hall	BA13 4AP	Football (Recreational)	Unknown	One youth 11v11 pitch not actively marked with a set of posts. Used for recreational demand.	Explore the feasibility of bringing the pitch back into use for affiliated demand from the community.	FA, FF, WFA	Local	L	L	L	Protect
78	Codford Village Hall & Playing Field	BA12 0PP	Football	Trust	One poor quality adult pitch that is played to capacity.	Improve quality to establish actual spare capacity for clubs.	FA, FF, WFA, Trust	Local	M	S	L	Protect Enhance
79	Cold Harbour Playing Fields	BA12 8PA	Rugby Union	Trust	Two standard quality senior pitches unavailable for community use.	Sustain pitch quality.	RFU, Trust	Local	L	L	L	Protect
149	Heytesbury Park	BA12 0HQ	Football (Disused)	Council	One adult pitch no longer used following Heytesbury FC relocation to a different site. Private landowner has now issued notice for both cricket and football club's onsite. Owner wishes to sell land for housing development.	Explore feasibility of bringing the playing field back into use given local shortfalls and ensure replacement provision is provided in line with national planning policy should a proposal come forward that will result in permanent loss.	FA, FF, WFA	Local	L	L	L	Protect

WILTSHIRE COUNCIL
PLAYING PITCH STRATEGY – COMMUNITY AREA PROFILES

Site ID	Site	Postcode	Sport	Management	Current status	Recommended actions	Partners	Site hierarchy tier	Priority	Timescales	Cost	Aim
149	Heytesbury Park	BA12 0HQ	Cricket	Council	A good quality ten wicket square that has spare capacity discounted due to unsecure tenure. Used by Heytesbury & Sutton Veny CC which has a rolling annual agreement. Serviced by poor quality ancillary provision.	Sustain square quality with appropriate maintenance. Secure long term tenure for Heytesbury & Sutton Veny CC. Explore options, where possible, to improve poor quality ancillary provision.	ECB, WCB	Local	L	S	L-M	Protect Enhance
159	Horningsham Playing Fields	BA12 7LL	Football (Disused)	Horningsham Parish Council	One disused adult pitch with the site currently actively used for cricket.	No action required	FA, FF, WFA, Parish Council	Local	-	-	-	-
159	Horningsham Playing Fields	BA12 7LL	Cricket	Horningsham Parish Council	A good quality three wicket square accompanied by an NTP. Square has spare capacity for additional demand. Used by Horingsham CC.	Sustain square quality with appropriate maintenance. Look to utilise spare capacity to accommodate future demand/alleviate shortfalls on other sites.	ECB, WCB, Parish Council	Local	L	S	L	Protect
176	Land Warfare Centre (Site 1)	BA12 9DT	Football	MOD	Two good quality adult pitches that has spare capacity discounted due to unsecure tenure.	Seek to provide a community use agreement, to establish actual spare capacity for clubs.	FA, FF, WFA, MOD	Key Centre	M	S	L	Protect Enhance
176	Land Warfare Centre (Site 1)	BA12 9DT	Rugby Union	MOD	Two standard quality senior pitches unavailable for community use.	Sustain pitch quality for continued MOD use.	RFU, MOD	Key Centre	L	L	L	Protect
176	Land Warfare Centre (Site 1)	BA12 9DT	3G	MOD	One good quality full size 3G pitch that is available for community use and is equipped with sports lighting.	Sustain quality.	FA, FF, WFA, MOD	Key Centre	L	L	L	Protect
176	Land Warfare Centre (Site 1)	BA12 9DT	Cricket	MOD	A good quality six wicket square accompanied by an NTP. Square has spare capacity for additional demand and is used by Warminster CC and the MOD.	Sustain square quality with appropriate maintenance. Look to utilise spare capacity to accommodate future demand/alleviate shortfalls on other sites.	ECB, WCB, MOD	Key Centre	L	S	L	Protect
219	New Close Primary School	BA12 9JJ	Football	Education	One poor quality mini 7v7 pitch that is available for community use.	Improve quality to better accommodate curricular and extra-curricular demand.	FA, FF, WFA, Education	Local	L	S	L	Protect Enhance
240	Portway Playing Field	BA12 8RB	Football (Recreational)	Council	One mini 5v5 pitch not actively marked. Used for recreational demand.	Explore the feasibility of bringing the pitch back into use for affiliated demand from the community.	FA, FF, WFA	Local	L	L	L	Protect
244	Princecroft Primary School	BA12 8NT	Football	Education	Two poor quality youth 9v9 pitches that are overplayed by one match equivalent session per week. The site is serviced with poor quality ancillary facilities.	Improve quality to alleviate overplay. Explore feasibility of improving the site's ancillary provision.	FA, FF, WFA, Education	Local	M	M	M	Protect Enhance
295	St Johns C of E Primary School	BA12 9JY	Football	Education	One poor quality mini 7v7 pitch that is unavailable for community use.	Improve quality to better accommodate curricular and extra-curricular demand.	FA, FF, WFA, Education	Local	L	S	L	Protect Enhance
326	The Corsley War Memorial Playing Field	BA12 7PJ	Football (Disused)	Trust	One disused mini 7v7 pitch with the site currently actively used for cricket.	No action required	FA, FF, WFA, Trust	Local	-	-	-	-

WILTSHIRE COUNCIL
PLAYING PITCH STRATEGY – COMMUNITY AREA PROFILES

Site ID	Site	Postcode	Sport	Management	Current status	Recommended actions	Partners	Site hierarchy tier	Priority	Timescales	Cost	Aim
326	The Corsley War Memorial Playing Field	BA12 7PJ	Cricket	Trust	A good quality six wicket square accompanied by and NTP. Square has spare capacity to accommodate additional demand. Used by Corsley CC.	Sustain square quality with appropriate maintenance. Look to utilise spare capacity to accommodate future demand/alleviate shortfalls on other sites.	ECB, WCB, Trust	Local	L	S	L	Protect
353	Warminster Cricket Club	BA12 8LL	Cricket	Sports club	A good quality 14 wicket square that has spare capacity to accommodate additional demand. Owned by Warminster CC.	Sustain square quality with appropriate maintenance. Look to utilise spare capacity to accommodate future demand/alleviate shortfalls on other sites.	ECB, WCB, Sports Club	Local	L	S	L	Protect
354	Warminster Highbury Youth Football Club	BA12 9DG	Football	Sports Club	One standard quality adult pitch that has actual spare capacity amounting to one match equivalent session per week.	Utilise actual spare capacity where it exists, via the transfer of demand from overplayed sites or via future demand.	FA, FF, WFA, Sports Club	Local	L	S	L	Protect
355	Kingdown School	BA12 9DR	Football	Education	Two standard quality adult pitches that has spare capacity discounted due to unsecure tenure. The site is not serviced with poor quality ancillary facilities.	Improve quality to establish actual spare capacity for clubs. Explore feasibility of providing appropriate ancillary provision at the site.	FA, FF, WFA, Education	Key Centre	H	M	H	Protect Enhance Provide
355	Kingdown School	BA12 9DR	3G	Education	One poor quality full size 3G pitch that is available for community use and is equipped with sports lighting. The pitch has exceeded its 10-year recommended lifespan and thus requires resurfacing.	Resurface pitch to improve quality and ensure a sinking fund is in place for long-term sustainability.	FA, FF, WFA, Education	Key Centre	H	S	H	Protect Enhance Provide
356	Warminster Kingdown School Playing Field	BA12 9EZ	Football	Education	Two standard quality adult pitches, both of which have spare capacity discounted due to unsecure tenure. The site is serviced with poor quality ancillary facilities.	Seek to provide a community use agreement, to establish actual spare capacity for clubs. Explore feasibility of improving the site's ancillary provision.	FA, FF, WFA, Education	Local	M	M	M	Protect Enhance
357	Warminster Prep School	BA12 8JG	Cricket	Education	One standalone NTP that's not available for community use.	Sustain quality as appropriate and retain as current use.	ECB, WCB, Education	Local	L	L	L	Protect
357	Warminster Prep School	BA12 8JG	Rugby Union	Education	One poor quality junior pitch unavailable for community use.	Improve pitch quality with enhanced levels of maintenance for continued school use.	RFU, Education	Local	L	L	L	Protect Enhance
357	Warminster Prep School	BA12 8JG	Hockey	Education	One smaller size pitch that is unavailable for community use and is without sports lighting.	Retain for curricular and extra-curricular demand.	EH, Education	Local	L	L	L	Protect

WILTSHIRE COUNCIL
PLAYING PITCH STRATEGY – COMMUNITY AREA PROFILES

Site ID	Site	Postcode	Sport	Management	Current status	Recommended actions	Partners	Site hierarchy tier	Priority	Timescales	Cost	Aim
358	Warminster Rugby Club (Folly Lane)	BA12 7RG	Rugby Union	Sports Club	Two standard quality senior pitches. Warminster RUFC reports that in recent years drainage on the pitches has started to decrease and pitches hold more water. Pitches have actual spare capacity. Accompanied by Standard quality ancillary provision.	Improve pitch quality through enhanced levels of maintenance. Explore opportunity to improve drainage onsite.	RFU, Sports club	Local	M	M	M	Protect Enhance
359	Warminster School	BA12 8PJ	Football	Education	Two adult pitches and one youth 11v11 pitch, both of which are good quality and unavailable for community use.	Explore community use options.	FA, FF, WFA, Education	Local	L	S	L	Protect
359	Warminster School	BA12 8PJ	Cricket	Education	One standalone NTP and one six wicket square that's not available for community use.	Sustain quality as appropriate and retain as current use.	ECB, WCB, Education	Local	L	L	L	Protect
359	Warminster School	BA12 8PJ	Hockey	Education	One good quality full size pitch that is available for community use and is equipped with sports lighting. Used by West Wilts HC but unavailable at weekends.	Sustain quality. Explore increase in access, particularly on weekends for match play.	EH, Education	Local	L	L	L	Protect
360	Warminster Town Football Club	BA12 9NS	Football	Sports Club	One poor quality adult pitch that is overplayed by one match equivalent session per week. The site is home to Warminster Town FC (Step 6).	Improve quality to alleviate overplay. Ensure the site meets the minimum requirements to progress through the football pyramid.	FA, FF, WFA, Sports Club	Local	M	S	L	Protect Enhance
380	Wylve Valley Church of England Voluntary Aided Primary School	BA12 0PN	Football	Education	One poor quality mini 7v7 pitch that is unavailable for community use.	Improve quality to better accommodate curricular and extra-curricular demand.	FA, FF, WFA, Education	Local	L	S	L	Protect Enhance

WILTSHIRE COUNCIL PLAYING PITCH STRATEGY – COMMUNITY AREA PROFILES

Area 18: Westbury

Westbury is a market town and service centre for its rural hinterland. Its heritage includes a proud history of cloth-making, lasting some 600 years, weaving and glove-making, which along with leather-working became important industries in the 19th century.

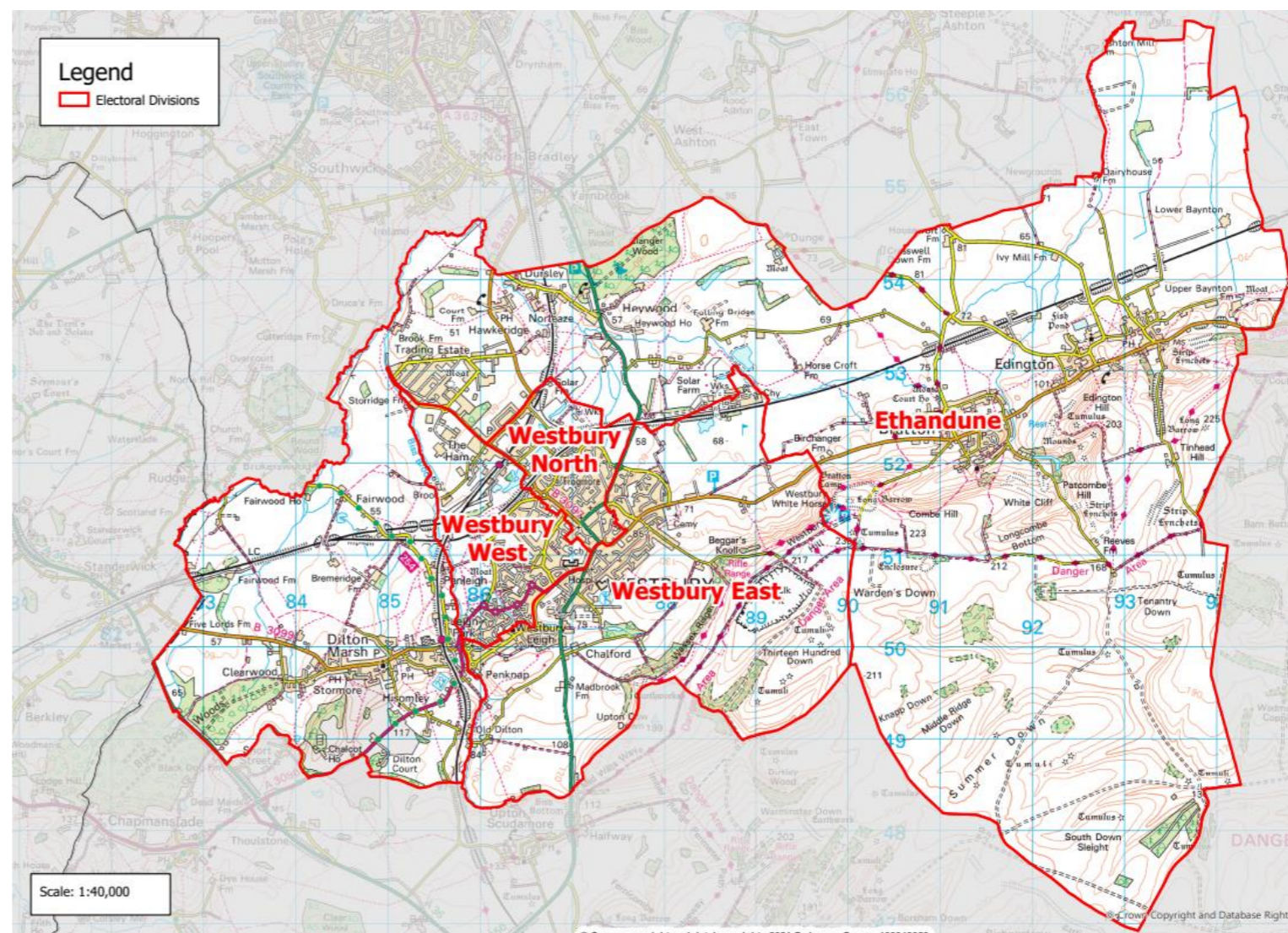
Westbury has very good rail links to other parts of the country. It is on the Bristol line and express trains from London to the West Country stop at the Westbury Station. Westbury is a significant commercial and industrial centre due to the major West Wiltshire Trading Estate and adjacent Northacre Industrial Estate, which help provide employment to an expanding population.

Table 18.1: Population in Westbury

Area (7,328 hectares)	Current population	Future population (ONS-based 2038 projections)	Housing growth (dwellings) in Local Plan (2020-2038)
Westbury	20,535	21,704	1,605

Table 18.2: Pitch sport team numbers in Westbury

Sport	Team gender	Age band	No. of teams	Current population
Football	Mens	16-45	5	3,451
Football	Womens	16-45	1	3,487
Football	Boys	12-15	5	516
Football	Girls	12-15	0	515
Football	Boys	10-11	4	266
Football	Girls	10-11	0	252
Football	Mixed	8-9	4	475
Football	Mixed	6-7	3	520
Cricket	Mens	18-55	7	4,638
Cricket	Womens	18-55	2	4,723
Cricket	Boys	7-18	3	1,502
Cricket	Girls	7-18	0	1,488
Rugby Union	Mens	19-45	2	3,090
Rugby Union	Womens	19-45	0	3,138
Rugby Union	Boys	13-18	0	727
Rugby Union	Girls	13-18	0	738
Rugby Union	Mixed	7-12	0	1,525
Rugby League	Mens	19-45	0	3,090
Rugby League	Womens	19-45	0	3,138
Rugby League	Boys	12-18	0	875
Rugby League	Girls	12-18	0	860
Rugby League	Mixed	7-11	0	1,254
Hockey	Mens	17-55	0	4,743
Hockey	Womens	17-55	0	4,835
Hockey	Boys	14-16	0	347
Hockey	Girls	14-16	0	389
Hockey	Boys	11-13	0	434
Hockey	Girls	11-13	0	365
Hockey	Mixed	5-10	0	1,501



WILTSHIRE COUNCIL
PLAYING PITCH STRATEGY – COMMUNITY AREA PROFILES

Key grass pitch sport sites

Table 18.3: Key grass pitch sites in Westbury and their pitches

Site ID	Site name	Adult football	Youth 11v11 football	Youth 9v9 football	Mini 7v7 football	Mini 5v5 football	Cricket squares	Senior rugby	Junior rugby	Mini rugby
48	Bratton Recreation Ground	1	-	1	-	-	1	-	-	-
253	Redland Lane	-	1	1	1	1	-	-	-	-

AGP provision

Table 18.4: AGPs identified in Westbury

Site ID	Site name	Community use	Number of pitches	Pitch size	Sports lighting?	Pitch surface	Pitch quality
120	Fairfield Farm College	No	1	Half Size	No	Medium Pile 3G	Poor

Sport by sport overview

- Football** – actual spare capacity is identified on adult and youth 9v9 pitches at Bratton Recreation Ground and Redland Lane whilst overplay is identified on youth 11v11 pitches at Redland Lane. Mini 7v7 and mini 5v5 pitch types are played to capacity. No additional teams are expected to be generated through population growth alone. Key clubs identified in the area include Westbury Youth and Westbury United football clubs.
- 3G** – with no 3G pitches currently provided in Westbury, there is deemed to be a shortfall of 0.5 full size 3G pitches based on the FA’s training model.
- Cricket** – overplay of 12 match sessions per season is identified at all peak times for cricket in Westbury, located at Bratton Recreation Ground and Leighton Recreation Centre. Westbury and District CC is identified as a key club in the area.
- Rugby** – rugby union pitches in Westbury are played to capacity, with only the pitches at Westbury Rugby Club currently in use, by Westbury RUFC.
- Hockey** – no hockey suitable AGPs are available in Westbury although no demand is identified in the area.

Population growth

Based on population projections to 2038 (the period to which this assessment projects population based future demand), Sport England’s Playing Pitch Calculator can estimate the likely additional demand for grass rugby union pitches that will arise from any growth. This is by using the current and future populations in each of the relevant age groups together with the current team numbers, with team generation rates then established to understand how much growth is required to establish one new team.

For reference, the total current population in Wiltshire of 515,363 will increase to 541,068 by 2038. This is an increase of 25,704 people. The table below shows the number of new teams projected to be generated by the new population in Westbury and the requisite match equivalent sessions it will create. Please, however, note that this does include population increases linked to housing growth, which is instead covered separately following the table.

Table 18.5: Westbury team generation rates

Sport	Team Gender	Team generation rate	Population Increase	Additional teams	Additional matches per week	Additional pitches required ²⁰
Football	Mens	690.10	194.54	0.28	0.14	0.07
Football	Womens	3486.81	196.59	0.06	0.03	0.01
Football	Boys	103.13	29.07	0.28	0.14	0.07
Football	Girls	-	29.04	-	-	-
Football	Boys	66.62	15.02	0.23	0.11	0.06
Football	Girls	-	14.23	-	-	-
Football	Mixed	118.76	26.78	0.23	0.11	0.03
Football	Mixed	173.38	29.32	0.17	0.08	0.02

²⁰ Assuming additional pitches provided would be of standard quality.

WILTSHIRE COUNCIL
PLAYING PITCH STRATEGY – COMMUNITY AREA PROFILES

Sport	Team Gender	Team generation rate	Population Increase	Additional teams	Additional matches per week	Additional pitches required ²⁰
Cricket	Mens	662.56	261.49	0.39	0.20	0.05
Cricket	Womens	2361.54	266.29	0.11	0.06	0.01
Cricket	Boys	500.51	84.66	0.17	0.08	0.02
Cricket	Girls	-	83.91	-	-	-
Rugby Union	Mens	1544.92	174.21	0.11	0.06	0.03
Rugby Union	Womens	-	176.94	-	-	-
Rugby Union	Boys	-	40.97	-	-	-
Rugby Union	Girls	-	41.60	-	-	-
Rugby Union	Mixed	-	85.98	-	-	-
Rugby League	Mens	-	174.21	-	-	-
Rugby League	Womens	-	176.94	-	-	-
Rugby League	Boys	-	49.34	-	-	-
Rugby League	Girls	-	48.51	-	-	-
Rugby League	Mixed	-	70.70	-	-	-
Hockey	Mens	-	267.44	-	-	-
Hockey	Womens	-	272.60	-	-	-
Hockey	Boys	-	19.58	-	-	-
Hockey	Girls	-	21.96	-	-	-
Hockey	Boys	-	24.48	-	-	-
Hockey	Girls	-	20.60	-	-	-
Hockey	Mixed	-	84.65	-	-	-

As seen in the table above, no additional teams are expected to be generated through population growth alone in the Westbury Analysis Area.

Housing growth

The anticipated population increase over the 14 year period (2038) equates to 2.17 match equivalent sessions of demand per week for grass pitch sports, zero match equivalent sessions on hockey suitable AGP and 20.16 match equivalent sessions of demand per season for cricket. Training demand equates to 3.97 hours of use per week for football on 3G pitches and zero hours on hockey suitable AGP.

Table 18.6: Demand for grass pitch sports generated from a population increase of 3,692.

Pitch sport	Estimated demand by sport	
	Match demand per week	Training demand
Adult football	0.53	3.97 hours
Youth football	0.83	As above
Mini soccer	0.62	As above
Rugby union	0.18	0.18 equivalent sessions
Rugby league	0.00	0.00 match equivalent sessions
Adult hockey	0.00	0.00 hours
Junior & mixed hockey	0.00	0.00 hours
Cricket	20.16	-

The table below translates estimated demand into new pitch provision with associated capital and lifestyle costs.

WILTSHIRE COUNCIL
PLAYING PITCH STRATEGY – COMMUNITY AREA PROFILES

Table 18.7: Estimated demand and costs for new pitch provision

Pitch type	Estimated demand and costs for new pitches			Changing rooms	
	Number of pitches to meet demand	Capital cost	Lifecycle Cost (per annum)	Number	Capital cost
Adult football	0.53	£59,831	£11,787	1.07	£213,489
Youth football	0.83	£76,119	£15,376	0.94	£187,217
Mini soccer	0.62	£19,111	£3,784	0.00	£0
Rugby union	0.18	£30,073	£5,563	0.36	£71,537
Rugby league	0.00	£0	£0	0.00	£0
Cricket	0.47	£165,997	£30,543	0.94	£188,851
Sand AGPs	0.00	£0	£0	0.00	£0
3G pitches	0.10	£121,603	£3,577	0.21	£41,868
Total	2.74	£472,734	£70,630	3.51	£702,962

Overall, an additional 2.74 pitches would be required to meet additional demand arising from a population increase of 3,692. This would require an expected capital cost of £472,734 and a lifecycle cost per annum of £70,630.

Action Plan

Site ID	Site	Postcode	Sport	Management	Current status	Recommended actions	Partners	Site hierarchy tier	Priority	Timescales	Cost	Aim
48	Bratton Recreation Ground	BA13 4RF	Football	Bratton Parish Council	One adult pitch and one youth 11v11 pitch, both of which are good quality and have actual spare capacity amounting to one match equivalent session per week.	Utilise actual spare capacity where it exists, via the transfer of demand from overplayed sites or via future demand.	FA, FF, WFA, Parish Council	Local	M	S	L	Protect
48	Bratton Recreation Ground	BA13 4RF	Cricket	Bratton Parish Council	A good quality five wicket square with an NTP overplayed by three match equivalent sessions. Rolling annual agreement with Bratton CC and satellite centre for Trowbridge CC.	Sustain square quality with appropriate maintenance. Explore greater utilisation of onsite NTP to alleviate overplay. Support plans to improve ancillary provision and create practice nets.	ECB, WCB, Parish Council	Local	L	M	L	Protect
105	Dilton Marsh Playing Fields	BA13 4DZ	Football	Council	One adult pitch and one mini 5v5 pitch, both of which are poor quality and have spare capacity discounted due to poor pitch quality. The site is serviced with poor quality ancillary facilities.	Consider potential rationalisation of provision to contribute to a hub site. If not feasible improve pitch quality with enhanced levels of maintenance.	FA, FF, WFA	Local	L	L	L	Protect Enhance
120	Fairfield Farm College	BA13 4DL	3G	Education	One smaller size 3G pitch that is unavailable for community use and is without sports lighting.	Retain for curricular and extra-curricular demand.	FA, FF, WFA, Education	Local	L	L	L	Protect
186	Leighton Recreation Centre	BA13 3PW	Cricket	Sports Club	A good quality 12 wicket square overplayed by nine match equivalent sessions. Leased to Westbury & District CC from Wiltshire Council. New lease currently being negotiated.	Sustain square quality with appropriate maintenance. Explore installing NTP/hybrid wickets in order to alleviate overplay. Ensure a new long term agreement is provided to Westbury & District CC for security of tenure.	ECB, WCB, Sports Club	Local	M	M	L-M	Protect Provide

WILTSHIRE COUNCIL
PLAYING PITCH STRATEGY – COMMUNITY AREA PROFILES

Site ID	Site	Postcode	Sport	Management	Current status	Recommended actions	Partners	Site hierarchy tier	Priority	Timescales	Cost	Aim
202	Matravers School	BA13 3QH	Football	Education	Two youth 11v11 pitches and one youth 11v11 pitch, all of which are poor quality and unavailable for community use.	Improve quality and explore community use options.	FA, FF, WFA, Education	Local	L	S	L	Protect Enhance
202	Matravers School	BA13 3QH	Cricket	Education	One standalone NTP that's not available for community use.	Sustain quality as appropriate and retain as current use.	ECB, WCB, Education	Local	L	L	L	Protect
202	Matravers School	BA13 3QH	Rugby Union (Disused)	Education	Disused site which previously accommodated one senior pitch.	No action required	RFU, Education	Local	-	-	-	-
253	Redland Lane	BA13 3QA	Football	Sports Club	One youth 11v11 pitch, one youth 9v9 pitch, one mini 7v7 pitch and one mini 5v5 pitch, all of which are standard quality. The youth 11v11 pitch is overplayed by 0.5 match equivalent sessions per week, whilst the youth 9v9 pitch has actual spare capacity amounting to 0.5 match equivalent session per week. The site is serviced with poor quality ancillary facilities.	Utilise actual spare capacity where it exists, via the transfer of demand from overplayed sites or via future demand. Consider transferring demand to sites with actual spare capacity or improving the pitch quality to alleviate overplay where it exists. Explore feasibility of improving the site's ancillary provision.	FA, FF, WFA, Sports Club	Local	M	M	M	Protect Enhance
363	Westbury C of E Junior School	BA13 3LY	Football	Education	One poor quality youth 9v9 pitch that is unavailable for community use.	Improve quality to better accommodate curricular and extra-curricular demand.	FA, FF, WFA, Education	Local	L	S	L	Protect Enhance
364	Westbury Rugby Club	BA13 4LX	Rugby Union	Sports club	Two standard quality senior pitches, one of which has sports lighting. The pitch with sports lighting is currently played close to capacity, whilst the remaining pitch has spare capacity. Westbury RUFC reports issues with drainage in the winter months. Accompanied by good quality ancillary provision.	Improve pitch quality through enhanced levels of maintenance. Explore opportunity to improve drainage onsite.	RFU, Sports club	Local	L	L	M	Protect Enhance
365	Westbury United Football Club	BA13 3AF	Football	Sports Club	One standard quality adult pitch. The site is home to Westbury United FC (Step 4).	Improve quality. Ensure the site meets the minimum requirements to progress through the football pyramid.	FA, FF, WFA, Sports Club	Local	M	S	L	Protect Enhance