



# WILTSHIRE COUNCIL PLAYING PITCH STRATEGY

## NEEDS ASSESSMENT REPORT NOVEMBER 2024

QUALITY, INTEGRITY, PROFESSIONALISM

### **Knight, Kavanagh & Page Ltd**

Company No: 9145032 (England)

MANAGEMENT CONSULTANTS

Registered Office: 1 -2 Frecheville Court, off Knowsley Street, Bury BL9 0UF

T: 0161 764 7040 E: [mail@kcp.co.uk](mailto:mail@kcp.co.uk) [www.kcp.co.uk](http://www.kcp.co.uk)



Cert Num: 6543-QMS-001

# WILTSHIRE COUNCIL PLAYING PITCH ASSESSMENT REPORT

---

## CONTENTS

ABBREVIATIONS .....	1
PART 1: INTRODUCTION AND METHODOLOGY .....	2
PART 2: FOOTBALL.....	13
PART 3: THIRD GENERATION TURF (3G) ARTIFICIAL GRASS PITCHES (AGPS) .....	64
PART 4: CRICKET.....	82
PART 5: RUGBY UNION .....	140
PART 6: RUGBY LEAGUE .....	172
PART 7: HOCKEY .....	174
PART 8: OTHER GRASS PITCH SPORTS .....	195
APPENDIX 1: SPORTING CONTEXT .....	198
APPENDIX 2: NON TECHNICAL ASSESSMENT SHEETS.....	206

# WILTSHIRE COUNCIL

## PLAYING PITCH ASSESSMENT REPORT

---

### ABBREVIATIONS

3G	Third Generation (artificial turf)
AFLE	Australian Football League England
AGP	Artificial Grass Pitch
BAFA	British American Football Association
CC	Cricket Club
CFS	County Facilities Strategy
DCMS	Department for Culture, Media and Sport
ECB	England and Wales Cricket Board
EH	England Hockey
FA	Football Association
FC	Football Club
FF	Football Foundation
FIFA	Fédération Internationale de Football Association
FPM	Facilities Planning Model
GMA	Grounds Management Association
HC	Hockey Club
KKP	Knight, Kavanagh and Page
LFFP	Local Football Facilities Plan
MOD	Ministry of Defence
NFFS	National Football Facilities Strategy
NGB	National Governing Body
NGS	National Game Strategy
NLS	National League System
NPPF	National Planning Policy Framework
PPS	Playing Pitch Strategy
PQS	Performance Quality Standard
RFL	Rugby Football League
RFU	Rugby Football Union
RLFC	Rugby League Football Club
RUFC	Rugby Union Football Club
U	Under
WASP	Wiltshire & Swindon Sport
WC	Wiltshire Cricket
WFA	Wiltshire FA
WR	World Rugby

# WILTSHIRE COUNCIL

## PLAYING PITCH ASSESSMENT REPORT

---

### PART 1: INTRODUCTION AND METHODOLOGY

#### 1.1: Introduction

Knight Kavanagh & Page (KKP) has been commissioned to undertake a Playing Pitch Strategy (PPS) for Wiltshire Council. This will provide the necessary robustness and direction to inform decisions affecting relevant provision within the local authority area.

This report, known as the Assessment Report, presents a supply and demand assessment of playing pitch facilities in the area. It is delivered in accordance with Sport England's PPS Guidance, which details five stages for the developing the study:

- ◀ Stage A: Prepare and tailor the approach
- ◀ Stage B: Gather information and views on the supply of and demand for provision
- ◀ Stage C: Assess the supply and demand information and views
- ◀ Stage D: Develop the strategy
- ◀ Stage E: Deliver the strategy and keep it robust and up to date

Stages A to C are covered in this report for summer sports (with winter to follow), with Stage D covered in the proceeding strategy document and Stage E ongoing once the work has been approved. The lifespan of a PPS is considered to be three years, although this can be increased if it is kept up to date. As part of the Stage E process, the PPS should be reviewed on an annual basis from the date it is formally signed off.

#### 1.2: Stage A: Prepare and tailor the approach

##### ***Why the Strategy is being developed***

The PPS will replace the existing study in Wiltshire, which was adopted in 2017 and is now considered to be out of date. As part of this, it seeks to deliver the following aims:

- ◀ Ensure that all valuable facilities are protected for the long-term benefit of sport.
- ◀ Promote a sustainable approach to the provision of playing pitches and management of sports clubs.
- ◀ Ensure that there are enough facilities in the right place to meet current and projected future demand.
- ◀ Ensure that all clubs have access to facilities of appropriate quality to meet current needs and longer-term aspirations.
- ◀ Ensure that all providers seek to ensure all facilities meet up-to-date standards of accessibility.
- ◀ Ensure the community have a voice in facility development through area-by-area data gathering and assessment of need.
- ◀ Ensure facility development meets the need of all Wiltshire Council residents including those who face barriers to participation, health inequalities or reside in underserved communities.

The Wiltshire PPS will also be an evidence base document for the Local Plan Review, which the Council is currently progressing. The current Local Plan (2012-2026) was adopted in January 2015 and sets out how and where development will take place, outlining challenges facing Wiltshire and how they will be addressed, the vision for the future of Wiltshire, the strategy for achieving the vision, and policies and proposals to enable the County to grow and develop.

# WILTSHIRE COUNCIL

## PLAYING PITCH ASSESSMENT REPORT

---

The review is required to ensure that existing facilities are the most appropriate in terms of quantity, quality, and location, alongside considering how best to meet the additional needs and strain on infrastructure generated by planned housing and economic growth. Maintaining an up-to-date Local Plan will also support local growth by generating certainty for investment in local development and infrastructure through a policy framework that establishes an up to date and objective assessment of development needs and supports sustainable development in Wiltshire.

More generally, the Local Plan Review will:

- ◀ Allow for the consideration of updated information on development needs.
- ◀ Reflect changes to national policy and local strategies.
- ◀ Extend the Plan period to 2038.
- ◀ Provide a plan which will help to support growth and maintain local control over planning decisions during the period to 2038.

In addition, an up-to-date PPS is required to inform local planning policy and to conform with the National Planning Policy Framework (NPPF). One of the core planning principles of this is to improve health, social and cultural wellbeing for all and deliver sufficient community and cultural facilities and services to meet local needs.

Section eight of the NPPF deals specifically with the topic of healthy communities, with Paragraph 102 stating that “planning policies should be based on robust and up-to-date assessments of the need for open space, sport and recreation facilities (including quantitative or qualitative deficits or surpluses) and opportunities for new provision. Information gained from the assessments should be used to determine what open space, sport and recreational provision is needed, which plans should then seek to accommodate.”

Paragraph 103 sets three criterion that ensures existing open space, sports and recreational buildings and land, including playing fields, should not be built on unless:

- a) An assessment has been undertaken which has clearly shown the open space, buildings or land to be surplus to requirements; or
- b) The loss resulting from the proposed development would be replaced by equivalent or better provision in terms of quantity and quality in a suitable location; or
- c) The development is for alternative sports and recreational provision, the benefits of which clearly outweigh the loss of the current or former use.

Paragraphs 105, 106, and 107 set the parameters for the designation of Local Green Space. Such spaces may include playing fields and playing pitches.

### ***Management arrangements***

A project team from the Council has worked with KKP to ensure that all relevant information is readily available and to support the consultants as necessary to ensure that project stages and milestones are delivered on time, within the cost envelope and to the required standard to meet Sport England guidance.

Further to this, a Steering Group is and has been responsible for the direction of the PPS from a strategic perspective. Its role is also to support, check and challenge the work of the project team. The Steering Group comprises representatives from the Council, Sport England, Wiltshire & Swindon Sport (WASP) and the relevant national governing bodies of sport (NGBs).

# WILTSHIRE COUNCIL

## PLAYING PITCH ASSESSMENT REPORT

---

It will be important for the Steering Group to continue to meet once the PPS has been finalised for several reasons, including a continuing responsibility to:

- ◀ Be a champion for playing pitch provision in the area and promote the value of the PPS.
- ◀ Ensure implementation of the recommendations and action plan.
- ◀ Monitor and evaluate the outcomes of the study and ensure that the PPS is kept up-to-date.

### Scope

The PPS encompasses all relevant facilities regardless of ownership and management. The following are included within the scope:

- ◀ Football pitches
- ◀ Rugby union pitches
- ◀ Rugby league pitches
- ◀ Cricket squares
- ◀ Hockey pitches (sand/water based artificial grass pitches (AGPs))

A bespoke section for Third generation turf (3G) pitches is also included within this report. This is relevant to several sports, predominately football but also rugby union and rugby league. It is separated out from other sections due to this multi-sport nature.

In addition, other grass pitch sports are also included where supply and/or demand is identified (i.e American football, Aussie rules).

### Study area

The study area comprises of the full local authority area, with analysis areas (or sub areas) also used to allow for a more localised analysis in addition to the analysis for Wiltshire as a whole. This entails splitting the Council's administrative area into 18 community areas that are already used from a planning perspective. These are detailed in the following table and shown in Figure 1.

Table 1.1: Summary of PPS analysis areas

Map ID	Analysis area (area board)	Wards covered
1	Stonehenge <sup>1</sup>	Amesbury East & Bulford, Amesbury South, Amesbury West, Avon Valley, Durrington, Till Valley
2	Bradford-on-Avon	Bradford-on-Avon North, Bradford-on-Avon, South Holt, Winsley & Westwood
3	Calne	Calne Central, Calne Chilvester & Abberd, Calne North, Calne Rural, Calne South
4	Chippenham & Villages	By Brook, Chippenham Cepen Park & Derriads, Chippenham Cepen Park & Hunters Moon, Chippenham Hardenhuish, Chippenham Hardens & Central, Chippenham Lowden & Rowden, Chippenham Monkton, Chippenham Pewsham, Chippenham Sheldon, Kington

---

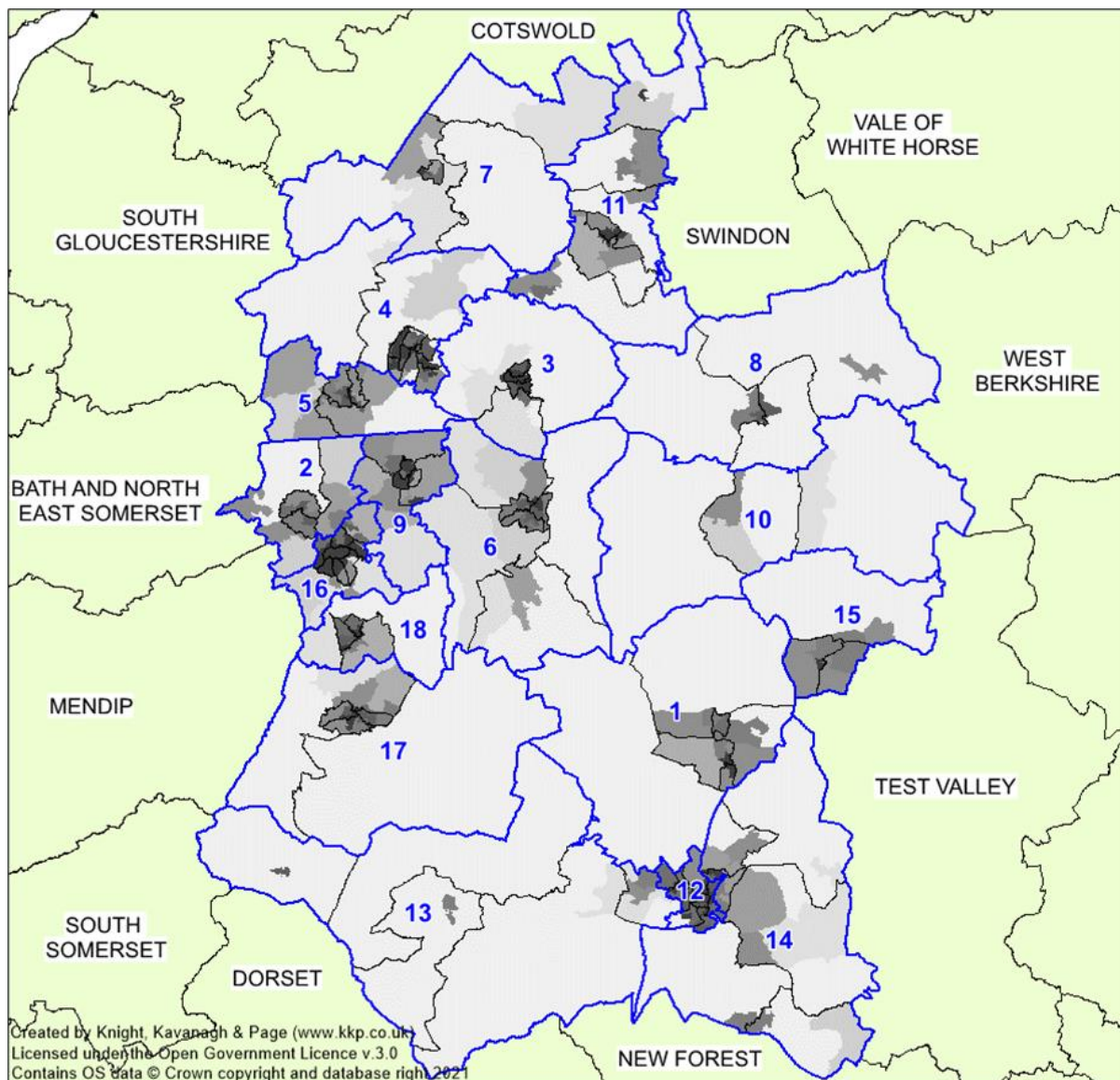
<sup>1</sup> Formerly known as Amesbury.

# WILTSHIRE COUNCIL PLAYING PITCH ASSESSMENT REPORT

Map ID	Analysis area (area board)	Wards covered
5	Corsham	Box & Colerne, Corsham Ladbrook, Corsham Pickwick, Corsham Without
6	Devizes	Bromham, Rowde & Roundway, Devizes East, Devizes North, Devizes Rural West, Devizes South, The Lavingtons, Urchfont & Bishops Cannings
7	Malmesbury	Brinkworth, Malmesbury, Minety, Sherston
8	Marlborough	Aldbourn & Ramsbury, Marlborough East, Marlborough West
9	Melksham	Bowerhill, Melksham East, Melksham Forest, Melksham South, Melksham Without North & Shurnhold, Melksham Without West & Rural
10	Pewsey	Pewsey, Pewsey Vale East, Pewsey Vale West
11	Royal Wootton Bassett & Cricklade	Cricklade & Latton, Lyneham, Purton, Royal Wootton Bassett East, Royal Wootton Bassett North, Royal Wootton Bassett South & West
12	Salisbury	Salisbury Bemerton Heath, Salisbury Fisherton & Bemerton Village, Salisbury Harnham East, Salisbury Harnham West, Salisbury Milford, Salisbury St Edmund's, Salisbury St Francis & Stratford, Salisbury St Paul's
13	South West Wiltshire	Fovant & Chalke Valley, Mere, Nadder Valley, Tisbury, Wilton
14	Southern Wiltshire	Aldbourn & Whiteparish, Downton & Ebbel Valley, Laverstock, Old Sarum & Lower Bourne Valley, Redlynch & Landford, Winterslow & Upper Bourne Valley
15	Tidworth	Ludgershall North & Rural, Tidworth East & Ludgershall South, Tidworth North & West
16	Trowbridge	Hilperton, Southwick, Trowbridge Adcroft, Trowbridge Central, Trowbridge Drynham, Trowbridge Grove, Trowbridge Lambok, Trowbridge Park, Trowbridge Paxcroft
17	Warminster	Warminster Broadway, Warminster East, Warminster North & Rural, Warminster West, Wylde Valley
18	Westbury	Ethandune, Westbury East, Westbury North, Westbury West

# WILTSHIRE COUNCIL PLAYING PITCH ASSESSMENT REPORT

Figure 1.1: Map of Wiltshire and its analysis areas



Cross boundary issues will also be explored to determine the level of imported and exported demand, recognising, for example, that people travel to and make use of strategic facilities irrespective of administrative boundaries. This is particularly key in relation to Wiltshire given the size of the authority and the number of local authorities that adjoin.

### 1.3: Gather information and views on supply of and demand for provision (Stage B)

A clear picture of the supply of and demand for playing pitches and outdoor sport facilities in Wiltshire is required to enable an accurate assessment of quantity, quality and usage. This has been achieved through site assessments and consultation with key stakeholders.

#### ***Gather supply information and views – an audit of provision***

##### *Quantity*

Where known, all playing pitch facilities are included within the PPS, irrespective of ownership, management and use.



# WILTSHIRE COUNCIL

## PLAYING PITCH ASSESSMENT REPORT

---

Sites have been initially identified using Sport England's Active Places web-based database, with the Council and NGBs supporting this process by checking and updating this initial data as well as by supplying their own affiliation data and booking information. For each site, the following details are recorded in the project database:

- ◀ Site name, address (including postcode) and location
- ◀ Ownership and management type
- ◀ Security of tenure
- ◀ Community availability
- ◀ Total number, type and quality of provision
- ◀ Usage levels

Sport England's guidance uses the following definitions of a playing pitch and playing field. These definitions are set out by the Government in the 2021 'Town and Country Planning (Development Management Procedure) Order':

- ◀ **Playing pitch** – a delineated area which is used for association football, rugby, cricket, hockey, lacrosse, rounders, baseball, softball, American football, Australian football, Gaelic football, shinty, hurling, polo or cycle polo.
- ◀ **Playing field** – the whole of a site that encompasses at least one playing pitch.

Although the statutory definition of a playing field sets out a minimum size, the PPS takes account of smaller sized pitches that contribute to the supply side. For example, a site containing a mini 5v5 football pitch is included despite it potentially being smaller than 0.2ha. The study counts individual grass pitches (as a delineated area) as the basic unit of supply, with the definition of a playing pitch also including artificial grass pitches (AGPs).

As far as possible, this report aims to capture all of the playing pitches within Wiltshire; however, there may be instances that have led to omissions, such as unused school sites where access was not possible (although facilities at sites not accessed are still included within the study where provision is known to exist from other sources e.g., affiliation data or club/league consultation). Where provision has not been recorded within the report, it is still considered to exist for planning purposes and will continue to do so. Furthermore, any exclusion does not mean that the provision is not required from a supply and demand point of view.

### *Accessibility*

Not all playing pitch sites offer the same level of access to the community. The ownership and accessibility of also influences their actual availability for community use. As such, each site included in the PPS is assigned a level of community use as follows:

- ◀ **Community use** - provision in public, voluntary, private or commercial ownership or management (including education sites) recorded as being available for hire and currently in use by teams playing in community leagues.
- ◀ **Available but unused** - provision that is available for hire but are not currently used by teams which play in community leagues; this most often applies to school sites but can also apply to sites which are expensive to hire.
- ◀ **No community use** - provision which as a matter of policy or practice is not available for hire or used by teams playing in community leagues. This should include professional club sites along with some semi-professional club sites where play is restricted to the first or second team.

# WILTSHIRE COUNCIL

## PLAYING PITCH ASSESSMENT REPORT

---

- ◀ **Disused** - sites that have previously been used for sport but that are not currently being used at all by any users and are not available for community hire either (often being unmarked). Once sites are disused for five or more years, these fall outside of Sport England's statutory remit but still have to be assessed using the criteria in paragraph 103 of the NPPF, with Sport England still likely to challenge a proposed loss which fails to meet such criteria. It should be emphasised that the lawful planning use of a such a site is still that of a playing field until such time as its use is formally changed or it is developed for a non-sport use.

It should be noted that smaller disused sites could be a valuable community resource for informal recreation. Where such sites are within a quintile 1 and 2 postcode or a rurally isolated community, consideration could be given to upgrading their informal recreation provision.

In addition, there should be a good degree of certainty that provision will be available to the community for at least the following three years. If this is not the case, the provision is still included within the assessment but is noted as having unsecure tenure. A judgement is made based on the information gathered and a record of secured or unsecured community use is put against each site.

### *Quality*

The capacity of provision to regularly provide for competitive play, training and other activity over a season is most often determined by quality. As a minimum, the quality and therefore the capacity of provision affects the playing experience and people's enjoyment of a sport. In extreme circumstances, it can result in a facility being unable to cater for all or certain types of play during peak and off-peak times.

The quality of all provision identified in the audit and the ancillary facilities supporting them are assessed as part of a PPS, regardless of ownership, management and availability. Along with capturing any details specific to the individual facilities and sites, a quality rating is also recorded within the audit for each pitch/facility. These ratings are then used to help estimate the capacity (aligned to NGB guidance) to accommodate competitive and other play within the supply and demand assessment.

For the purposes of quality assessments, the PPS refers to playing facilities and ancillary facilities separately as being of 'good', 'standard' or 'poor' quality. However, some good quality sites may have poor quality elements and vice versa (e.g., a good quality pitch may be serviced by poor quality changing facilities).

Good quality refers to facilities with, for example, good grass cover, even surfaces and that are free from vandalism and litter. For ancillary facilities, it refers to access for disabled people, sufficient provision for referees, juniors/women/girls and appropriate showers, toilets and car parking. The age of the facilities can also have a significant bearing on the overall quality rating.

Standard quality refers to playing provision that have, for example, adequate grass cover, minimal signs of wear and tear and goalposts that may be secure but in need of minor repair. In terms of ancillary facilities, standard quality refers to adequately sized changing rooms, storage provision and the provision of toilets, although some level of improvement/ modernisation may be required.

# WILTSHIRE COUNCIL

## PLAYING PITCH ASSESSMENT REPORT

---

Poor quality refers to playing provision with, for example, inadequate grass cover, uneven surfaces and poor drainage, whilst for ancillary facilities it may relate to changing rooms, no showers, no running water and old, dated interiors. They are often unsuitable for mixed gender use.

To ensure accurate findings, site assessments for each sport are carried out during the playing season for that sport. As such, the site assessments for sports played in the winter are conducted between November and February, whilst the sports played in the summer have assessments carried out between July and August.

In addition to undertaking non-technical assessments (using the templates provided within the guidance), users and providers have also been consulted on the quality as well as the Council and relevant NGBs. In some instances, the quality rating has been adjusted to reflect this (thus establishing an “agreed quality rating”).

Furthermore, technical assessments have also been provided, where undertaken, such as those carried out by the Grounds Maintenance Association (GMA), which now provides technical assessments across football, rugby union, rugby league and cricket (known as PitchPower reports). PitchPower reports, where carried out, have informed the quality assessments for the PPS to ensure the findings align (unless there is a clear reason for a differential e.g., recent improvements/deterioration).

### ***Gather demand information and views***

#### *Current demand*

Presenting an accurate picture of current demand for playing pitches (i.e., recording how and when provision is used) is important when undertaking a supply and demand assessment. To that end, demand for provision in Wiltshire tends to fall within the following categories:

- ◀ Organised competitive play
- ◀ Organised training
- ◀ Informal play
- ◀ Unofficial use

Current and future demand for provision is presented on a sport-by-sport basis within the relevant sections of this report. In addition, unmet, latent, imported and exported demand for provision is also identified within each section (unless no such demand has been identified).

Unmet demand is existing demand that is not getting access to provision. It is usually expressed, for example, when a team is in training but is unable to access a match pitch, or when a league has a waiting list due to a lack of provision, which in turn is hindering the growth of the competition. In comparison, latent demand is defined as the number of additional teams (or members) that could be accommodated if access to a sufficient number of playing pitch facilities (and ancillary provision) was available.

Exported and imported demand refers to those that are playing outside of their local authority area of choice. This therefore includes Wiltshire-based demand that travels outside of the authority to access provision (exported demand), as well as demand from nearby authorities that travel into the area (imported demand). This can often be linked to capacity and/or quality issues within an authority, although nationally some leagues and competitions operate a central venue system that can necessitate the displacement.

# WILTSHIRE COUNCIL

## PLAYING PITCH ASSESSMENT REPORT

---

A variety of consultation methods have been used to collate demand information. Firstly, face-to-face consultation (normally via video call) has been carried out with key clubs and leagues from each sport (as identified by the Council and the relevant NGBs), thus allowing for the collection of detailed demand information and further interrogation of key issues. For all remaining clubs, telephone consultation or an online survey (converted to postal if required) has been utilised.

Key providers and other users of provision have also been contacted, including town and parish councils as well as schools and further/higher education establishments. This involves face-to-face meetings with secondary schools, colleges and universities and an online survey being sent to primary schools, special schools and independent schools.

### *Future demand*

Alongside current demand, it is important for a PPS to assess whether the future demand for provision can be met. Using Office of National Statistics (ONS) population projections and proposed housing growth, as well as likely participation growth informed through consultation, an estimate can be made of the likely future demand for the relevant facilities. Assumptions can then be made as to whether existing provision can cater for such growth.

Team generation rates are used to provide an indication as to how many people it may take to generate a team (by gender and age group). This ratio can then be applied to predicted participation, population and housing growth to help estimate the change in demand for each sport that may arise in the future.

Other information sources that were used to help identify future demand include:

- ◀ Recent trends in the participation.
- ◀ The nature of the current and likely future population and their propensity to participate.
- ◀ Feedback from clubs on plans to develop additional teams / attract additional members.
- ◀ Any local and NGB specific sports development targets e.g., women's/girls activity.

All future demand projections across the PPS for Wiltshire cover the period up until 2038, in line with the Council's Local Plan Review.

### **1.4: Assess the supply and demand information and views (Stage C)**

Supply and demand information gathered is used to assess the adequacy of playing pitch provision in Wiltshire and to identify key issues, challenges and aspirations. This forms the basis of this report.

#### ***Understanding the situation at individual sites***

Qualitative ratings are linked to a capacity rating derived from NGB guidance and tailored to suit a local area. For playing pitch sports, the quality and use of each pitch is assessed against recommended capacity to indicate how many match equivalent sessions provision could accommodate. Each pitch is then said to have potential spare capacity, be at capacity, or be overplayed – as follows:

Potential spare capacity: Play is below the level the site could sustain.	
At capacity: Play is at a level the site can sustain.	
Overused: Play exceeds the level the site can sustain.	

# WILTSHIRE COUNCIL

## PLAYING PITCH ASSESSMENT REPORT

Pitches have a limit of how much play they can accommodate over a certain period of time before their quality, and in turn their use, is adversely affected. As the main usage of pitches is likely to be for matches, it is appropriate for the comparable unit to be match equivalent sessions but may for example include training sessions and informal use. One team accessing one whole pitch is considered to use the pitch for 0.5 match equivalent sessions per week based on them playing home and away fixtures on an alternate basis (therefore only requiring access to their home pitch every two weeks).

As a guide, the NGBs for football, cricket, rugby union, rugby league and hockey have set a standard number of matches that each pitch type should be able to accommodate without adversely affecting its quality. Given how the sports operate, this is per week for football, rugby league, rugby union, per day for hockey and per season for cricket and is further detailed in the table below.

*Table 1.1: Capacity of playing pitches in match equivalent sessions*

Sport	Pitch type	Good	Standard	Poor
Football	Adult pitches	3 per week	2 per week	1 per week
	Youth pitches	4 per week	2 per week	1 per week
	Mini pitches	6 per week	4 per week	2 per week
Rugby union	Senior pitches	3.3 per week	2.6 per week	2 per week
Rugby league	Senior pitches	3 per week	2 per week	1 per week
	Junior pitches	3 per week	2 per week	1 per week
	Primary pitches	3 per week	2 per week	1 per week
Cricket	One grass wicket	5 per season	4 per season	0 per season
	One synthetic wicket	60 per season	60 per season	60 per season
Hockey	One AGP	4 matches per day	4 matches per day	0 matches per day

More detailed sport specific capacity guidance is detailed within the relevant sections of this report.

### ***Develop the current and future picture of provision***

Once capacity is determined on a site-by-site basis, actual spare capacity is calculated on a Council-wide and an area-by-area basis via further interrogation of peak time demand (i.e., the day/time demand is most likely to exist). This then identifies whether there is overall spare capacity or whether there is a shortfall of capacity.

Although spare capacity may be identified at some sites and in some areas, it does not necessarily mean that there is surplus provision. For example, spare capacity may not be available when it is needed (actual spare capacity), or a site may be retained in a 'strategic reserve' to enable rotation and to reduce wear and tear. There may also be a need to discount some capacity, for example at poor quality sites that should not be used until they are improved, or at unsecure sites where long-term access cannot be guaranteed.

Conversely, where a shortfall of capacity is identified, this does not necessarily mean there is a need for increased provision via new facilities. Instead, it may be possible for deficits to be overcome through better utilising the existing stock, such as through quality improvements or through improving community access.

Once current capacity has been determined, future capacity can then also be calculated via incorporating the future demand that has been identified as well as any unmet, latent and exported demand.

# WILTSHIRE COUNCIL

## PLAYING PITCH ASSESSMENT REPORT

---

### ***Identify the key findings and issues***

The Assessment Report, which is this document, is drafted and presented on a sport-by-sport basis, with data analysis undertaken on both a Council-wide and sub-area basis. This focuses on reporting research findings, consultation, site audit information and data analysis supported by detailed GIS mapping. It is agreed and 'signed off' prior to moving on to the strategy and action plan development stages.

Each included section (from Part 2 onwards) summarises the local administration of the included playing pitch facilities. Each provides a summary of the supply of and demand for provision, with key issues identified and an overall supply and demand analysis undertaken.

### **1.5: Develop the strategy (Stage D)**

The Strategy follows the production of this Assessment Report, once it has been finalised and signed off by the Steering Group. It will feature:

- ◀ Headline findings
- ◀ An overall vision and associated aims for the PPS
- ◀ Sport-by-sport recommendations and scenarios
- ◀ Strategic recommendations
- ◀ A site-by-site and area-by-area Action Plan
- ◀ Housing growth scenarios

Additionally, it will provide detail as to how to deliver the PPS and keep it robust and up to date (Stage E).

# WILTSHIRE COUNCIL

## PLAYING PITCH ASSESSMENT REPORT

### PART 2: FOOTBALL

#### 2.1: Introduction

Wiltshire FA is the primary organisation overseeing the development (and some elements of administration) of football in Wiltshire. It is responsible for growing participation, promoting diversity and regulating the sport for everyone to enjoy.

Facility development for football is largely the responsibility of the Football Foundation (FF), which is a charity, linked to and funded by the Premier League, The FA and the Government (via Sport England), that helps communities improve their local football facilities. It is committed to improving the experience of playing football for everyone involved in the game. The FF also acts on behalf of The FA as the strategic NGB for football in supporting development of the PPS.

This section of the report focuses on the supply and demand for grass football pitches, where formal demand is generally defined through five formats of play and five pitch types, linked to the age of teams and players. Please refer to the table below for more detail relating to this.

*Table 2.1: Football grass pitch formats*

Format/pitch type	Age range	Recommended pitch size (metres)	Recommended pitch size including runoff (metres)
Adult	U17s+	100 x 64	106 x 70
Youth 11v11	U15s-U16s	91 x 55	97 x 61
	U13s-U14s	82 x 50	88 x 56
Youth 9v9	U11s-U12s	73 x 46	79 x 52
Mini 7v7	U9s-U10s	55 x 37	61 x 43
Mini 5v5	U7s-U8s	37 x 27	43 x 33

Part 3 of this report captures supply and demand for third generation pitches (3G pitches), which is the preferred artificial surface type for football.

#### ***Wiltshire Local Football Facility Plan (LFFP)***

To support in delivery of both the current and superseding FA National Games Strategy (NGS), the FA commissioned a nationwide consultancy project. As part of this, an LFFP has been produced for every local authority across England, with each plan being unique to its area as well as being diverse in its representation.

The LFFP is strategically aligned to the National Football Facilities Strategy (NFFS); a 10-year plan to change the landscape of football facilities in England. The NFFS represents a major funding commitment from the national funding partners (The FA, Premier League and Department for Culture, Media and Sport (DCMS)) and is delivered through the FF to inform and direct an estimated one billion pounds of investment into facilities.

Each LFFP builds upon PPS findings (where present and current) regarding the formal and affiliated game as well as including strategic priorities for investment across small-sided football (including recreational and indoor activity). The LFFP also incorporates consultation with groups outside of formal football, as well as under-represented communities. This includes those which may be key partners with regards to using football for behavioural change, plus groups which may be key drivers of FA priorities around participation in the likes of women and girls' football, disability football and futsal.

# WILTSHIRE COUNCIL

## PLAYING PITCH ASSESSMENT REPORT

The LFFP for Wiltshire was produced in 2019. As it is a 'live' document it should be updated following the completion of this study as an up-to-date supply and demand assessment may present findings and recommendations that need to be incorporated for investment purposes. LFFPs identify key projects to be delivered and act as an investment portfolio for projects that require potential funding through the FF.

Notwithstanding the above, it is important to recognise that the LFFP is an investment portfolio of priority projects for potential investment; it is not a detailed supply and demand analysis of all pitch provision in a local area. Consequently, it cannot be used in place of a PPS and is not an accepted evidence base for site change of use or disposal. A LFFP does, however, build on available/existing local evidence and strategic plans.

### Consultation

In addition to face to face and video consultation with key clubs, an electronic survey was sent to all football clubs playing in Wiltshire, and leagues accommodating Wiltshire-based teams, distributed via Wiltshire FA.

A 59% club response rate and an 87% team response rate has been achieved. The responsive clubs include the following that have been identified as particularly key given their size and/or aspirations:

- ✦ AFC Corsham
- ✦ Bishops Cannings FC
- ✦ Clarendon Juniors FC
- ✦ Devizes Town/Youth FC
- ✦ FOF FC
- ✦ Malmesbury Victoria/Youth FC
- ✦ Salisbury FC Youth
- ✦ Trowbridge Wanderers FC

The majority of the unresponsive clubs have just one or two teams.

### 2.2: Supply

The audit identifies a total of 477 grass football pitches within Wiltshire across 215 sites, with 309 pitches across 126 sites identified as being available for community use. All 168 unavailable pitches are located at either education sites, MOD sites or professional sporting venues i.e., for Swindon Town FC.

The supply of pitches is relatively evenly spread across Wiltshire. The Southern Wiltshire Analysis Area accommodates the largest number that are community available, with 27 (9%), whilst the Warminster Analysis Area contains the least, with seven (2%).

In terms of pitch types, most available pitches across Wiltshire are adult size (112), whilst there are a similar number of youth 11v11 (45), youth 9v9 (48), mini 7v7 (55) and mini 5v5 (49) pitches. This is further summarised in the following table.

Table 2.2: Grass football pitches available for community use by analysis area

Area number	Analysis area	Adult	Youth 11v11	Youth 9v9	Mini 7v7	Mini 5v5	Total
1	Stonehenge	11	1	4	5	3	24
2	Bradford-on-Avon	4	2	3	5	2	16
3	Calne	7	3	-	3	3	16



## WILTSHIRE COUNCIL PLAYING PITCH ASSESSMENT REPORT

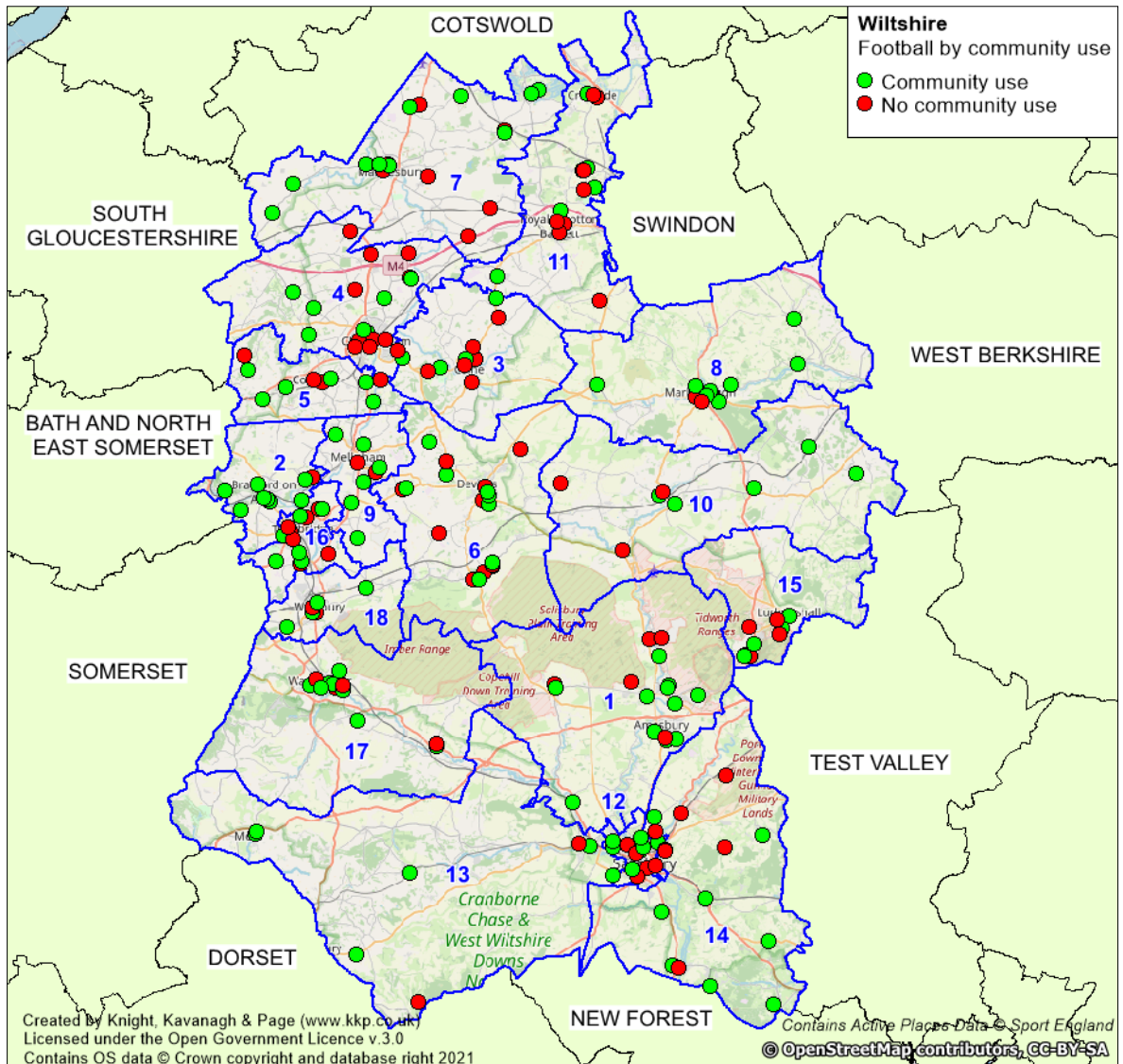
Area number	Analysis area	Adult	Youth 11v11	Youth 9v9	Mini 7v7	Mini 5v5	Total
4	Chippenham & Villages	6	9	3	2	5	<b>25</b>
5	Corsham	5	2	3	4	5	<b>19</b>
6	Devizes	8	3	2	3	2	<b>18</b>
7	Malmesbury	4	4	6	8	3	<b>25</b>
8	Marlborough	5	2	3	2	2	<b>14</b>
9	Melksham	7	4	5	3	7	<b>26</b>
10	Pewsey	4	1	1	3	1	<b>10</b>
11	Royal Wootton Bassett & Cricklade	8	5	4	5	4	<b>26</b>
12	Salisbury	10	2	1	-	-	<b>13</b>
13	South West Wiltshire	6	-	2	1	-	<b>9</b>
14	Southern Wiltshire	9	2	5	6	5	<b>27</b>
15	Tidworth	6	-	1	2	1	<b>10</b>
16	Trowbridge	5	4	2	2	2	<b>15</b>
17	Warminster	4	-	1	-	2	<b>7</b>
18	Westbury	3	1	2	1	2	<b>9</b>
-	<b>Total</b>	<b>112</b>	<b>45</b>	<b>48</b>	<b>55</b>	<b>49</b>	<b>309</b>

The large number of adult pitches reflects high demand for adult football; however, there are actually more youth 11v11 teams playing within Wiltshire. This leads to many youth 11v11 teams playing on adult pitches, which is not ideal for players at U13-U16 level and is not in line with the FA Youth Review.

For the location of the pitches, please see Figure 2.1 overleaf. Table 2.15 provides a key to the map.

# WILTSHIRE COUNCIL PLAYING PITCH ASSESSMENT REPORT

Figure 2.1: Grass football pitches in Wiltshire by community use availability



## WILTSHIRE COUNCIL PLAYING PITCH ASSESSMENT REPORT

### Disused provision

There are a large number of disused football pitches across Wiltshire. Some of these were provided at sites which are now completely disused (disused site), whilst others were at sites which remain in use for other sport (disused pitches) or recreationally (recreational).

Some of these sites are still accessed by the public as open space and some are completely disused.

Table 2.3: Sites which no longer accommodate active football provision

Site ID	Site name	Post code	Analysis area	Status	Comments
6	All Cannings Cricket Club	SN10 3NR	Pewsey	Disused site	One adult and one youth football pitch. Last maintained circa 2017 accompanied by ancillary provision.
7	All Cannings Village Green	SN10 3PB	Pewsey	Recreational	One youth 11v11 pitch not actively marked with a set of posts. Used for recreational demand.
17	Atworth Recreation Ground	SN12 8HE	Bradford-on-Avon	Recreational	One adult and one mini 5v5 pitch not actively marked. Each pitch has a set of posts. Used for recreational demand.
22	Ballards Ash Sports Ground	SN4 8DS	Royal Wootton Bassett & Cricklade	Disused pitches	Three disused pitches that are now used for rugby union demand. Football pitches not required due to the development Royal Wootton Bassett Sports Association.
28	Bearfield Playing Field	BA15 1RN	Bradford-on-Avon	Recreational	One youth 9v9 pitch not actively marked with a set of posts. Used for recreational demand.
36	Bishopstone Recreation Ground	SP5 4DF	South West Wiltshire	Recreational	One adult pitch not actively marked with a one set of posts. Used for recreational demand.
44	Bradford-on-Avon Rugby Club	BA15 2HR	Bradford-on-Avon	Disused pitches	Two adult, two youth 11v11 and four mini 7v7 pitches no longer marked. The playing field land is now being used for rugby union and archery demand.
55	Broughton Gifford Common	SN12 8LY	Melksham	Disused pitches	One disused adult pitch with the site currently actively used for cricket.
57	Burbage & Easton Royal Sports Club	SN8 3AN	Pewsey	Disused pitches	One disused adult pitch with the site currently actively used for cricket.
59	Calne Recreation Ground	SN11 8DX	Calne	Disused pitches	One disused adult pitch and one disused youth pitch, with the site currently actively used for rugby union. The areas where the football pitches resided are also known as Potters Field (to the east) and Hillcroft Green Space (to the south).
64	Chalke Valley Sports Centre	SP5 5DX	South West Wiltshire	Disused pitches	One disused adult pitch with the site currently actively used for cricket.
65	Chapmanslade Village Hall	BA13 4AP	Warminster	Recreational	One youth 11v11 pitch not actively marked with a set of posts. Used for recreational demand.
82	Collingbourne Ducis Recreation Ground	SN8 3UH	Tidworth	Recreational	One youth 11v11 pitch not actively marked with a set of posts. Used for recreational demand. Site actively used for cricket.
97	Dauntsey Road Playing Field	SN15 5EL	Malmesbury	Disused site	Disused site which previously accommodated one adult pitch. Last actively marked out circa 2017.
117	Enford Village Hall & Recreation Ground	SN9 6DD	Stonehenge	Disused site	Disused site which accommodated one youth 11v11 pitch last marked circa 2014.
123	Fisherton Recreation Ground	SP2 7DG	Stonehenge	Recreational	One adult pitch not actively marked with a set of posts. Used for recreational demand.
145	Harnham Community Sports & Social Club	SP2 8LA	Salisbury	Recreational	One youth 11v11 pitch not actively marked with a set of posts. Used for recreational demand.
149	Heytesbury Park	BA12 0HQ	Warminster	Disused pitches	One adult pitch no longer used following Heytesbury FC relocation to a different site. Private landowner has now issued notice for both cricket and football club's onsite. Owner wishes to sell land for housing development.
159	Horningsham Playing Fields	BA12 7LL	Warminster	Disused pitches	One disused adult pitch with the site currently actively used for cricket.
160	Hospital Pitch Champion Drive	SN12 7SN	Melksham	Disused site	Disused site which accommodated one adult pitch last marked circa 2006.
167	King George V Playing Field (Lower Chute)	SP11 9DU	Tidworth	Disused pitches	A disused youth 9v9, two mini 7v7 and two mini 5v5 pitches with the site currently actively used for cricket.
168	King George V Playing Field (Melksham)	SN12 7ED	Melksham	Disused site	Disused site which previously accommodated one youth 11v11 pitch. Last actively marked out circa 2015.
177	Landford Recreation Ground	SP5 2AJ	Southern Wiltshire	Disused pitches	One disused youth 11v11 pitch with the site currently actively used for cricket.
179	Langley Burrell Playing Pitch	SN15 4LL	Chippenham & Villages	Disused pitches	One disused youth 11v11 pitch with the site currently actively used for cricket.
207	Meriton Avenue Recreation Ground	SN13 0BP	Corsham	Disused site	Disused site which previously accommodated one youth 11v11 pitch. Last actively marked out circa 2016.
216	Neston Recreation Ground	SN13 9SN	Corsham	Recreational	One mini 5v5 pitch not actively marked. Used for recreational demand.
240	Portway Playing Field	BA12 8RB	Warminster	Recreational	One mini 5v5 pitch not actively marked. Used for recreational demand.

**WILTSHIRE COUNCIL  
PLAYING PITCH ASSESSMENT REPORT**

Site ID	Site name	Post code	Analysis area	Status	Comments
256	Rudloe Recreation Ground	SN13 0LZ	Corsham	Recreational	One mini 5v5 pitch not actively marked. Used for recreational demand.
258	Salisbury & South Wilts Sports Club	SP2 9NY	Salisbury	Disused pitches	A disused adult pitch with the site currently actively used for cricket and hockey.
303	St Marys Recreation Field	BA14 6EN	Melksham	Recreational	One youth 11v11 pitch not actively marked with a set of posts. Used for recreational demand.
309	Stallards Recreation Ground	BA14 9AP	Trowbridge	Disused site	Disused site which previously accommodated one adult pitch. Last actively marked out circa 2016.
326	The Corsley War Memorial Playing Field	BA12 7PJ	Warminster	Disused pitches	One disused mini 7v7 pitch with the site currently actively used for cricket.
332	The Grove Recreation Ground	BA14 0JB	Trowbridge	Recreational	Site previously had two sets of goals which have since been removed (circa 2017). Can accommodate one adult pitch but has most recently been used as a youth 9v9.
346	Upavon Playing Fields	SN9 6AB	Pewsey	Recreational	One adult pitch not actively marked with a set of posts. Used for recreational demand.
377	Winsley Parish Field	BA15 2NW	Bradford-on-Avon	Recreational	One mini 7v7 pitch not actively marked. Used for recreational demand.
382	Zeals Recreation Ground	BA12 6LL	South West Wiltshire	Recreational	One youth 11v11 pitch not actively marked with a set of posts. Used for recreational demand.
402	Bradenstoke Recreation Ground	SN15 4EN	Royal Wootton Bassett & Cricklade	Recreational	One adult pitch not actively marked with a set of posts. Used for recreational demand.
403	Priestley Grove (Calne)	SN11 8DX	Calne	Disused site	Disused site which previously accommodated one adult pitch. Site still has goal posts and grass is cut, however, last actively marked out circa 2014.
404	Cherhill Cricket Club (Quernford Gate)	SN11 8UL	Calne	Disused site	Disused site which previously accommodated a ten wicket grass square and adult football pitch. Lost circa 2017 as private owner repurposed the provision to paddocks.
405	Alton Road (Wilcot)	SN9 5NS	Pewsey	Recreational	One mini 7v7 pitch not actively marked with a set of posts. Used for recreational demand.
406	Bradley Lane (Maiden Bradley)	BA12 7JG	Warminster	Recreational	One youth 11v11 pitch not actively marked with a set of posts. Used for recreational demand.
407	Highfield (Bromham)	SN15 2HH	Devizes	Recreational	One mini 7v7 pitch not actively marked with a set of posts. Used for recreational demand.
408	Hillside (Leigh)	SN6 6RE	Malmesbury	Recreational	One mini 5v5 pitch not actively marked. Used for recreational demand.
409	Lipgate	SN10 3PH	Pewsey	Recreational	One mini 7v7 pitch not actively marked with a set of posts. Used for recreational demand.
410	Redhills, Broadtown	SN4 7RD	Royal Wootton Bassett & Cricklade	Recreational	One mini 7v7 pitch not actively marked with a set of posts. Used for recreational demand.
411	Riverside Drive (Melksham)	SN12 8AS	Melksham	Recreational	One mini 5v5 pitch not actively marked with a set of posts. Used for recreational demand.
412	Stoneover Lane (Wootton Bassett)	SN4 7SQ	Royal Wootton Bassett & Cricklade	Recreational	One mini 5v5 pitch not actively marked with a set of posts. Used for recreational demand.
413	Milton Lilbourne Village Hall	SN9 5LQ	Pewsey	Disused site	Disused site which previously accommodated one adult pitch. Site still has goal posts and grass is cut, however, last actively marked out circa 2003 according to satellite imagery.
414	Westbury Road (Edington)	BA13 4PG	Westbury	Recreational	One mini 5v5 pitch not actively marked with a set of posts. Used for recreational demand.
415	Coppershell Playing Field	SN13 9PZ	Corsham	Recreational	One mini 5v5 pitch not actively marked. Used for recreational demand.
416	Forest Road, Wootton Rivers	SN8 4NQ	Malmesbury	Recreational	One mini 5v5 pitch not actively marked. Used for recreational demand.
417	Porton Park	SP4 0LF	Southern Wiltshire	Recreational	One mini 5v5 pitch not actively marked. Used for recreational demand.
418	Sherston Recreation Ground	SN16 0NP	Malmesbury	Recreational	One mini 5v5 pitch not actively marked. Used for recreational demand.

# WILTSHIRE COUNCIL

## PLAYING PITCH ASSESSMENT REPORT

### **Management and security of tenure**

Tenure of football sites in Wiltshire is generally secure. Clubs are generally considered to have secure tenure where they have freehold, leasehold or formally secured use of their site/s (e.g., through a community use agreement) for the next three or more years. As part of this, sites operated by the Council (or a parish/town council) are considered to be secure due to an ongoing commitment for a leisure offering to be provided.

All community available sites which are classified as having unsecure tenure are located at educational or MOD sites. This is due to schools, academies, universities and the MOD being able to state their own policies, resulting in them being more likely to restrict levels of community use. The only exceptions to this are where community use agreements are in place, with these generally being secured via a planning condition. This is often linked to a development at their site/s.

### **Pitch quality**

The quality of football pitches across Wiltshire has been assessed via a combination of site visits undertaken in December 2023 (using non-technical assessments as determined by the FA), user consultation and PitchPower assessments. This is to reach and apply an agreed quality rating as follows:

*Table 2.4: Agreed equivalent PPS quality rating for PitchPower assessment ratings*

PitchPower Rating	PPS Quality Rating
Poor	Poor
Basic	Standard
Good	Good
Advanced	Good
High	Good

Please see Appendix 2 for the full assessment criteria.

Pitch quality primarily influences the carrying capacity of a site; often pitches lack the drainage and maintenance necessary to sustain levels of use. Pitches that receive little to no ongoing repair or post-season remedial work are likely to be assessed as poor, therefore limiting the number of games they are able to accommodate each week without it having a detrimental effect on quality. Conversely, well maintained pitches that are tended to regularly are likely to be of a higher standard and capable of taking several matches without a significant reduction in surface quality.

The table below summarises the quality of pitches that are available for community use in Wiltshire. In total, 48 pitches (15%) are rated as good quality, 126 as standard quality (41%) and 135 as poor quality (44%).

*Table 2.5: Pitch quality assessments (community use pitches)*

Pitch type	Good	Standard	Poor
Adult	17	42	53
Youth 11v11	8	21	16
Youth 9v9	8	21	19
Mini 7v7	8	20	27
Mini 5v5	7	22	20
<b>Total</b>	<b>48</b>	<b>126</b>	<b>135</b>

# WILTSHIRE COUNCIL

## PLAYING PITCH ASSESSMENT REPORT

The good quality community available pitches are located at:

- ◀ Barrys Field
- ◀ Beversbrooks Sports Facility
- ◀ Bowood Sports Ground
- ◀ Box Recreation Ground
- ◀ Bradford-on-Avon Sports & Social Club
- ◀ Bratton Recreation Ground
- ◀ Chippenham Town Football Club
- ◀ Cricklade Leisure Centre
- ◀ Gerard Buxton Sports Ground
- ◀ Green Lane Playing Fields
- ◀ Land Warfare Centre (Site 1)
- ◀ Leafy Lane Playing Fields
- ◀ Nursted Road
- ◀ Oakfield Stadium
- ◀ Queen Elizabeth II Playing Fields (Minety)
- ◀ Red Bull Pitches
- ◀ Stanley Park Sports Ground

However, it should be noted that some of these sites also contain pitches that are standard and/or poor quality. Examples include Barrys Field, Beversbrook Sports Facility and Red Bull Pitches.

In contrast, the 135 poor quality community available pitches are spread across 73 different sites, with this therefore amounting to a significant number. In the main, these pitches show significant signs of wear and tear, with many also having waterlogging problems.

Specific comments relating to the pitch conditions at some key individual sites are detailed in the table below. These are either taken from club consultation or from site assessments.

*Table 2.6: Summary of pitch quality comments from consultation*

Site ID	Site name	Club user	Comments
105	Dilton Marsh Playing Fields	Dilton Marsh Wanderers FC	The pitch onsite can often be found waterlogged. This is considered to be because of the poor drainage system in place on the pitch.
136	Green Lane Playing Fields	Bishops Canning FC	The pitches onsite drain poorly, with areas of the pitches often waterlogged. This has led the pitches to become uneven in certain areas.
195	Malmesbury Victoria Football Club	Malmesbury Victoria FC	Site is located within a floodplain and it has reportedly began to flood more and more often. In order to manage this and retain the provision to a suitable quality, the Club states that it need to install purpose built drainage and level the pitch.

## WILTSHIRE COUNCIL PLAYING PITCH ASSESSMENT REPORT

Site ID	Site name	Club user	Comments
229	Oakfield Stadium	Melksham Town FC	Although all pitches are a good or standard quality though PitchPower assessments, the Club highlights that at times of heavy use and heavy rain, the pitches can struggle with drainage. This effects a number of areas and different pitches, with games sometimes being postponed.
248	Queen Elizabeth II Diamond Jubilee Field (Melksham)	FOF FC	The pitches onsite are managed and maintained by the Parish Council. Although they are standard quality, they reportedly receive limited maintenance. This results in the pitches deteriorating, particularly towards the end of the winter period. It should be noted the Parish Council are currently looking into obtaining GPMF for the site.
328	The Elisha Field	Worton & Cheverell Youth FC	Pitches onsite are reported to have poor grass coverage. This often leads to areas becoming heavily muddy and boggy, which can lead to matches be abandoned.

### *PitchPower Assessment Tool*

Initially launched in 2020 alongside the Football Foundation Pitch Preparation Fund before being updated and re-launched in 2022, the web-app is a new digital self-assessment tool to allow reports and recommendations to be made more quickly and easily. This is once submitted for review by Grounds Management Association (GMA) regional pitch advisors.

The tool across web-app and desktop is open to access by all providers, for example, clubs, schools and local authorities. Following a PitchPower Assessment Report, organisations can work towards the recommended dedicated maintenance regime identified to improve the quality of their pitches. Eligible clubs and organisations can also utilise the report as an evidence base to acquire potential funding streams, such as to obtain revenue funding for improved maintenance or the required maintenance equipment, both available through the Football Foundation Grass Pitch Maintenance Fund (GPMF).

Furthermore, the FF also launched a new Groundskeeping Community online platform in 2019 which provides a resource of expert advice for grounds staff, enabling them to connect with peers, discover new tips and tricks and share advice on best industry practice. Users can seek guidance from the GMA regional pitch advisors, who are available to answer questions and update members on changes to industry standards.

Wiltshire FA is currently working with Wiltshire Council and clubs to complete PitchPower assessments for their respective sites.

# WILTSHIRE COUNCIL

## PLAYING PITCH ASSESSMENT REPORT

---

### *Football Foundation Grass Pitch Maintenance Fund<sup>2</sup>*

With quality of grass pitches becoming one of the biggest influences on participation in football, the FA has made it a priority to work towards improving quality of grass pitches across the country. This has resulted in the creation of the GPMF. As part of this, grass pitches identified as having quality issues undergo a pitch inspection from a member of the GMA (formerly the Institute of Groundsmanship).

The GPMF can be utilised by grassroots football clubs, leagues and other eligible organisations with the simple aim of improving the quality of grass pitches. The key principles behind the service are to provide members of the programme with advice/practical solutions via a PitchPower site assessment and subsequent Assessment Report which will also identify the key enhanced maintenance works required along with machinery requirements.

Following a report, clubs can work towards the recommended dedicated maintenance regime identified to improve the quality of their pitches. Once an assessment report has been produced for the site, eligible organisations can then apply for grant funding support through the GPMF, a fund offering six-year tapered grants to help enhance or sustain the quality of their grass pitches. The fund is a key part of the Football Foundation's Grass Pitch Improvement Programme - an ambition to deliver 20,000 good quality grass pitches by 2030. If a site is categorised as 'poor' or 'basic' then clubs can apply for funding to enhance pitch quality, whilst clubs with good quality pitches can also apply for a lower level of funding to sustain quality.

All applicants must have the required security of tenure and have received a PitchPower Assessment Report, with the fund currently open to football clubs (excluding pitches used for National League System play), leagues, County FAs, community organisations and charities. In 2023 the fund has now been opened up to education organisations and Town/Parish Councils as eligible applicant. Local authorities are not currently eligible applicants, however, eligible organisations using local authority sites can apply provided they have permission of the landowner via service level agreement.

There are currently seven sites which are receiving GPMF support in Wiltshire. These are:

- ◀ Oakfield Stadium (Melksham Town Youth FC)
- ◀ Gerard Buxton Sports Ground (Royal Wootton Bassett Town FC)
- ◀ Cricklade Leisure Centre (Cricklade Youth FC)
- ◀ Daykin Estates Ground (Trowbridge Town FC) – For one youth pitch
- ◀ Leafy Lane Playing Fields (AFC Corsham)
- ◀ Barry's Field (Clarendon JFC)
- ◀ Green Lane Playing Fields (Wiltshire FA)

### *Wiltshire Local Football Facility Plan (LFFP)*

The 2019 LFFP for Wiltshire identifies key sites considered a priority to improve, with these selected based on the rationale of identifying sites that are the poorest in quality and that are the best utilised, or that have the greatest potential for increased utilisation following quality enhancements. Emphasis is on sites with three or more pitches, although scope exists for the inclusion of smaller sites if they are deemed to be strategically important.

---

<sup>2</sup> <https://footballfoundation.org.uk/grant/grass-pitch-maintenance-fund>



# WILTSHIRE COUNCIL

## PLAYING PITCH ASSESSMENT REPORT

The following eight site specific projects were identified:

- ◀ Barry's Field
- ◀ Bowood Sports Ground
- ◀ Daykin Estates Ground
- ◀ Hudson's Field
- ◀ Netherhampton Road
- ◀ Redland Lane
- ◀ South Newton Rec
- ◀ Tidworth Town FC Home Ground

In the PPS, most pitches at these sites have been assessed as poor or standard quality. Whilst most of these will therefore still require improvement, given that the LFFP is a live document, there will be a need to update this list based on the findings of this study. As such, the validity of the sites and the impact of improving them will be tested as a scenario within the subsequent Strategy document.

In addition, it should also be noted that the pitches at Barry's Field and Daykin Estates Ground are already part of the GPMF and therefore have improved in quality over recent years.

### **Ancillary facilities**

As with pitch quality, the quality of ancillary facilities across Wiltshire has been rated via a combination of site visits and user consultation to reach and apply an agreed rating of good, standard or poor. Ancillary facility ratings are primarily influenced by the type of amenities which are available on a site and their quality, with provision such as a clubhouse, changing rooms, car parking, dedicated official and spectator facilities and boundary fencing included.

The table below identifies the findings for football sites that are actively utilised for football across Wiltshire. Of the 126 sites used for community football, 19 (15%) are serviced by good quality ancillary facilities, 47 (37%) by standard quality facilities and 47 (37%) by poor quality facilities. The remaining 13 sites (10%) are not serviced by onsite clubhouse/changing room provision and therefore have no rating provided.

*Table 2.7: Summary of ancillary facility quality at active football sites*

Site ID	Site name	Analysis area	Ancillary facility quality
2	Aldbourn Sports Field	Marlborough	N/A
3	Aldbourn Football Club	Southern Wiltshire	Standard
4	Alexander Memorial Field	Warminster	Poor
15	Archers Gate Centenary Pavilion	Stonehenge	Standard
18	Avebury Sports Field	Marlborough	Standard
19	Avon Park	Bradford-on-Avon	Poor
20	Avon Valley College	Stonehenge	Standard
23	Barn Meadow	Pewsey	Poor
24	Barrys Field	Southern Wiltshire	Standard
30	Bemerton Heath Harlequins Football Club	Salisbury	Good
31	Beverbrook Sports Facility	Calne	Good

# WILTSHIRE COUNCIL PLAYING PITCH ASSESSMENT REPORT

Site ID	Site name	Analysis area	Ancillary facility quality
32	Biddestone Village Hall	Chippenham & Villages	Poor
34	Bishopdown	Salisbury	Standard
39	Bonnymead Park	Stonehenge	Standard
40	Boscombe Down Sports Field	Stonehenge	Standard
42	Bowood Sports Ground	Calne	Poor
43	Box Recreation Ground	Corsham	Standard
45	Bradford-on-Avon Sports & Social Club	Bradford-on-Avon	Standard
46	Bradon Forest School	Royal Wootton Bassett & Cricklade	Standard
47	Bradstone Sports Field	Malmesbury	Poor
48	Bratton Recreation Ground	Westbury	Standard
49	Brian White Head Sports & Social Club	Southern Wiltshire	Standard
54	Bromham Jubilee Field	Devizes	Poor
56	Bulford Recreation Ground	Stonehenge	Poor
60	Calne Town Football Club	Calne	Standard
61	Castle Combe Sports Field	Chippenham & Villages	Poor
62	Castle Meadow Playing Field	South West Wiltshire	Poor
69	Chestnut Springs Playing Field	Royal Wootton Bassett & Cricklade	Good
73	Chippenham Town Football Club	Chippenham & Villages	Good
78	Codford Village Hall & Playing Field	Warminster	Standard
89	Corsham Town Football Club	Corsham	Poor
92	Cricklade Leisure Centre	Royal Wootton Bassett & Cricklade	Poor
95	Crudwell Village Hall & Recreation Ground	Malmesbury	Poor
99	Davis Field	Devizes	N/A
100	Daykin Estates Ground	Trowbridge	Standard
105	Dilton Marsh Playing Fields	Westbury	Poor
107	Donhead Sports Club	South West Wiltshire	Standard
113	Duchy Manor	South West Wiltshire	Standard
114	Durrington Recreation Ground	Stonehenge	Poor
116	Elcot Lane Playing Field	Marlborough	N/A
122	Figheledean Recreation Ground	Stonehenge	Standard
126	Five Rivers Health & Wellbeing Centre	Salisbury	Good
127	Forest Community Centre	Melksham	Standard
130	Gerard Buxton Sports Ground	Royal Wootton Bassett & Cricklade	Good
132	Goatacre Recreation Ground	Calne	Poor
135	Great Bedwyn Memorial Playing Field	Pewsey	Poor
136	Green Lane Playing Fields	Devizes	Good

# WILTSHIRE COUNCIL PLAYING PITCH ASSESSMENT REPORT

Site ID	Site name	Analysis area	Ancillary facility quality
137	Green Lane Recreation Centre	Corsham	Poor
150	High Road Playing Fields	Malmesbury	N/A
153	Hilperton Village Hall	Trowbridge	Standard
156	Holt Playing Field	Bradford-on-Avon	Poor
172	Kington Langley Playing Field	Chippenham & Villages	Poor
175	Lacock Recreation Ground	Corsham	Standard
176	Land Warfare Centre (Site 1)	Warminster	Good
181	Laverstock & Ford Sports Club	Southern Wiltshire	Good
184	Leafy Lane Playing Fields	Corsham	Good
187	Little Marsh	Melksham	Poor
189	Luckington Playing Field	Malmesbury	N/A
191	Ludgershall Sports & Social Club Football Ground	Tidworth	Standard
195	Malmesbury Victoria Football Club	Malmesbury	Standard
198	Marlborough Cricket Club	Marlborough	Standard
199	Marlborough Road Pitches	Stonehenge	Standard
200	Marlborough Rugby Club	Marlborough	Poor
201	Marlborough Town Football Club	Marlborough	Good
206	Mere Peace Memorial Sports & Recreation Ground	South West Wiltshire	Poor
208	Middle Street Meadow	Salisbury	N/A
209	Minal Cricket Club & Sports Field	Marlborough	Standard
212	Mod Lyneham	Royal Wootton Bassett & Cricklade	Standard
218	Netherhampton Road	South West Wiltshire	Good
219	New Close Primary School	Warminster	N/A
220	Nomansland Recreation Ground	Southern Wiltshire	Poor
223	North Bradley Peace Memorial Trust Recreation Ground	Trowbridge	Standard
224	Notton House School	Corsham	Poor
225	Nunton Recreation Ground	Southern Wiltshire	Poor
228	Nursteed Road	Devizes	Good
229	Oakfield Stadium	Melksham	Good
230	Oaksey Playing Field	Malmesbury	Poor
236	Pewsey Old Hospital Pitches	Pewsey	Poor
237	Pewsey Vale Football Club	Pewsey	Poor
242	Poulton Recreation Field	Bradford-on-Avon	Poor
244	Princecroft Primary School	Warminster	N/A
246	Purton FC (The Redhouse)	Royal Wootton Bassett & Cricklade	Standard
248	Queen Elizabeth II Diamond Jubilee Field (Melksham)	Melksham	Standard
249	Queen Elizabeth II Playing Fields (Minety)	Malmesbury	Poor

# WILTSHIRE COUNCIL PLAYING PITCH ASSESSMENT REPORT

Site ID	Site name	Analysis area	Ancillary facility quality
251	Ramsbury Recreation Centre	Marlborough	Standard
252	Red Bull Pitches	Malmesbury	Poor
253	Redland Lane	Westbury	Poor
254	Redlynch Recreation Ground	Southern Wiltshire	Standard
260	Salisbury FC	Southern Wiltshire	Good
261	Salisbury Road Recreation Ground	Marlborough	Standard
264	Sands Lane Rowde	Devizes	Poor
265	Sarum Academy	Salisbury	Good
267	School Lane Playing Field	Bradford-on-Avon	N/A
271	Seend Lye Field	Devizes	Poor
272	Seymour Playing Fields	Trowbridge	Poor
274	Shalbourne Recreation Ground	Pewsey	Poor
275	Shaw Village Hall	Melksham	Poor
276	Sheldon School	Chippenham & Villages	Standard
277	Shrewton Recreation Ground	Stonehenge	Standard
280	Somme Road (Aspire Defence Ground)	Tidworth	Standard
281	South Newton Rec	Stonehenge	Poor
283	Southbroom St James Academy	Devizes	Poor
284	Southwick Playing Field	Trowbridge	Standard
299	St Laurence School	Bradford-on-Avon	Good
303	St Marys Recreation Field	Melksham	Standard
310	Stanley Park Sports Ground	Chippenham & Villages	Good
314	Studley Green Community Centre	Trowbridge	Good
317	Sutton Benger Recreation Ground	Chippenham & Villages	Poor
328	The Elisha Field	Devizes	Standard
333	The Knockdown Road Sports Field	Malmesbury	Poor
342	Tidworth Oval	Tidworth	Standard
343	Tidworth Town Football Club Homeground	Tidworth	Poor
344	Tisbury Lower Recreation Ground	South West Wiltshire	Standard
349	Victoria Park (Salisbury)	Salisbury	Poor
350	Victory Field Recreation Ground	Bradford-on-Avon	Poor
354	Warminster Highbury Youth FC	Warminster	Standard
356	Kingdown School Playing Field	Warminster	N/A
360	Warminster Town Football Club	Warminster	Standard
362	West Lavington Playing Field	Devizes	Standard
365	Westbury United Football Club	Westbury	Standard
368	Westwood Playing Field	Bradford-on-Avon	Poor
370	White Lion Park	Malmesbury	N/A
371	Whiteparish Memorial Ground	Southern Wiltshire	Standard
381	Yatton Keynell Jubilee Playing Field	Chippenham & Villages	Poor
399	Larkhill Sports Ground	Stonehenge	N/A
400	Hudson's Field	Salisbury	N/A

## WILTSHIRE COUNCIL

# PLAYING PITCH ASSESSMENT REPORT

---

Alderbury FC reports that it has recently been undertaking the development of a new clubhouse at Alderbury Football Club. However, the development has not been completed due to a number of reasons, with these mainly down to funding. The Club is looking to complete the project but is likely to require support in order to do so.

Chippenham Town FC has plans in to install a new stand and new turnstiles at its site. The Club plays at Step 2 of the National League System with aspirations to continue its rise up the leagues. Therefore, there is a need to continue to grow its facilities to meet ground grading requirements (more information is provided later on within this section of the report).

Bradford Town FC aspires to redevelop its changing rooms at Bradford-on-Avon Sports & Social Club. At present, the changing rooms are in old shipping containers, with an aspiration existing to refresh and upgrade these facilities. Whether these are replaced or redeveloped has yet to be decided by the Club.

Holt FC reports that the changing rooms at Holt Playing Fields are too small, with very little space for the officials and no attached shower or toilet facility. The Club believes that this needs to be improved, although the site is managed by the Council and any work done would need to be sanctioned by it.

Downton Youth FC reports a similar issue with the clubhouse at Nunton Recreation Ground. The Club suggests that there is a need to undertake work to improve the quality of the clubroom and toilets onsite.

Devizes Town FC reports that it is looking to secure its site, Nursted Road. The Club would like to replace the current perimeter fencing to ensure that the site is protected from unauthorised access. In addition, the Club is looking to update the sports lighting onsite and install LED lighting.

FC Colerne Colts suggests that its clubhouse at Green Lane Recreation Centre is out of date and in need of replacement. The changing rooms are need of an update and the Club has long term plans to either replace or improve the clubhouse.

There is currently no ancillary provision at Tidworth Town FC Home Ground. The Club identifies that it has plans to develop a clubhouse onsite, it is currently working with Tidworth Town Council and WFA to establish funding with a planning application previously submitted (PL/2022/08875) however it was withdrawn before a decision was made. It is continuing to work on a new application in order to submit in the near future.

Pewsey Vale Youth FC aspires to develop its facilities at Pewsey old Hospital Pitches, this would be through the development of dedicated women's and girls facilities and added car parking space which it reports at present can be an issue.

The Pavilion at Poulton Recreation Field is currently not fit for purpose. The Town Council and Bradford Town Youth FC are currently working together to look into the development of a new build pavilion with changing facilities to support the on field provision in the future. This is currently at the early stages, however the Club is currently looking to have the done in the lifespan of this PPS.

South Newton & Barford Hornets FC is currently exploring grant options for the redevelopment and improvement of its pavilion and changing rooms at South Newton Rec as it is currently dangerous to use.

# WILTSHIRE COUNCIL

## PLAYING PITCH ASSESSMENT REPORT

### Local Football Facility Plan

As with grass pitch improvements, the LFFP for Wiltshire identifies sites considered as priority sites for clubhouse and changing facility improvements, although there may again be a need to amend and/or add to this list based on the findings of this study. It recommends that the following five sites should be a priority for ancillary refurbishment/replacement:

- ◀ Daykin Estates Ground
- ◀ Doric Park
- ◀ Hudson's Field
- ◀ Redland Lane
- ◀ Tidworth Town Home Ground

### 2.3: Demand

Through the audit and assessment, a total of 861 teams from across 131 affiliated clubs playing regular, competitive matches on football pitches within Wiltshire. This consists of 136 adult men's, 14 adult women's, 361 youth boys', 64 youth girls' and 286 mini teams.

Table 2.8: Summary of football team demand playing in Wiltshire

Age group	No. of teams
Adult Men's (18-45)	136
Adult Women's (18-45)	14
Youth Boys (12-17)	214
Youth Girls (12-17)	31
Youth Boys (10-11)	147
Youth Girls (10-11)	33
Mini Mixed (8-9)	160
Mini Mixed (6-7)	126
<b>Total</b>	<b>861</b>

When broken down, the Melksham Analysis Area provides for the largest number of teams with a total of 85 teams (10%), closely followed by the Royal Wootton Bassett & Cricklade Analysis Area with 84 teams (also 10%). The Pewsey Analysis Area has the fewest number of teams with 13 teams (2%).

Youth 11v11 football is the predominant playing format (244 teams), whilst mini 5v5 football has the fewest teams (126).

Table 2.9: Summary of competitive teams playing matches in Wiltshire

Area number	Analysis area	No. of teams					
		Adult	Youth 11v11	Youth 9v9	Mini 7v7	Mini 5v5	Total
1	Stonehenge	13	18	13	11	8	<b>63</b>
2	Bradford-on-Avon	3	14	7	3	4	<b>31</b>
3	Calne	10	23	15	14	8	<b>70</b>
4	Chippenham & Villages	9	25	15	15	12	<b>76</b>
5	Corsham	7	13	8	9	7	<b>44</b>
6	Devizes	14	18	12	12	7	<b>63</b>

# WILTSHIRE COUNCIL PLAYING PITCH ASSESSMENT REPORT

Area number	Analysis area	No. of teams					
		Adult	Youth 11v11	Youth 9v9	Mini 7v7	Mini 5v5	Total
7	Malmesbury	7	9	10	6	6	38
8	Marlborough	3	7	15	8	9	42
9	Melksham	15	17	18	20	15	85
10	Pewsey	2	3	2	2	4	13
11	Royal Wootton Bassett & Cricklade	15	21	20	15	13	84
12	Salisbury	12	7	4	6	6	35
13	South West Wiltshire	5	6	3	4	4	22
14	Southern Wiltshire	15	21	12	10	7	65
15	Tidworth	3	14	5	5	3	30
16	Trowbridge	3	19	13	11	8	54
17	Warminster	8	5	4	3	2	22
18	Westbury	6	5	4	4	3	22
-	<b>Total</b>	<b>150</b>	<b>244</b>	<b>180</b>	<b>160</b>	<b>126</b>	<b>861</b>

Of the 861 teams, 93% play on grass pitches. However, five adult men's, 22 youth boys, one youth girls and 35 mini teams access 3G pitches for competitive match play across seven sites at Marlborough Road Pitches, Beversbrook Sports Facility, The Wellington Academy, Green Lane Playing Fields, Sarum Academy, Stanley Park Sports Ground and Gerard Buxton Sports Ground. For more information, see Part 3 of this report.

## ***The National League System***

The National League System (NLS) is a series of interconnected leagues for adult men's football clubs in England. It begins below the Football League (from the National League at Step 1) and comprises of six steps, with various leagues at each level and more leagues lower down the system than at the top. The NLS has a hierarchical format with promotion and relegation between the steps, allowing even the smallest club the theoretical possibility of rising to the top of the system.

Clubs playing within the NLS must adhere to ground grading requirements set out by the FA; the higher the level of football being played the higher the requirements. Clubs cannot progress into the league above if the ground grading requirements do not meet the correct specifications. Ground grading assesses grounds from 1 to 7, with Grade 1 being the requirement for Step 1 clubs and Grade 6 being the requirement for Step 6 clubs. Please refer to the FA website for the full specifications for each<sup>3</sup>.

In Wiltshire, there are 14 teams which compete in the NLS, whilst there are a further ten teams that compete in Regional Feeder Leagues (these were previously known as Step 7 and formed part of the NLS). A summary of this demand is provided in the following table.

*Table 2.10: Summary of teams playing within the football pyramid structure*

Team	League	Level
Chippenham Town FC	The National League South	Step 2
Salisbury FC	Southern League – Premier Division South	Step 3
Bemerton Heath Harlequins FC	Southern League – Division One South	Step 4
Melksham Town FC	Southern League – Division One South	Step 4

<sup>3</sup> [Link to FA Ground Grading](#)

## WILTSHIRE COUNCIL PLAYING PITCH ASSESSMENT REPORT

Team	League	Level
Westbury United FC	Southern League – Division One South	Step 4
Corsham Town FC	Hellenic Football League – Premier Division	Step 5
Royal Wootton Bassett Town FC	Hellenic Football League – Premier Division	Step 5
Laverstock & Ford FC	Wessex Football League – Premier Division	Step 5
Downton FC	Wessex Football League – Premier Division	Step 5
Calne Town FC	Hellenic Football League – Division One	Step 6
Devizes Town FC	Hellenic Football League – Division One	Step 6
Malmesbury Victoria FC	Hellenic Football League – Division One	Step 6
Bradford Town FC	Western Football League – Division One	Step 6
Warminster Town FC	Western Football League – Division One	Step 6
Amesbury Town FC	Wiltshire Senior Football League – Premier	Regional Feeder League
Calne Town FC (reserves)	Wiltshire Senior Football League – Premier	Regional Feeder League
Ludgershall Sports FC	Wiltshire Senior Football League – Premier	Regional Feeder League
Malmesbury Victoria FC (development)	Wiltshire Senior Football League – Premier	Regional Feeder League
Melksham Town FC (reserves)	Wiltshire Senior Football League – Premier	Regional Feeder League
Pewsey Vale FC	Wiltshire Senior Football League – Premier	Regional Feeder League
Royal Wootton Bassett Town FC (development)	Wiltshire Senior Football League – Premier	Regional Feeder League
Salisbury FC (development)	Wiltshire Senior Football League – Premier	Regional Feeder League
Shrewton United FC	Wiltshire Senior Football League – Premier	Regional Feeder League
Trowbridge Town FC	Wiltshire Senior Football League – Premier	Regional Feeder League

The general principle for clubs in the NLS is that they must achieve the appropriate ground grade by March 31st of their first season after promotion, which therefore allows a short grace period for facilities to be brought up to standard. It is also important to note that from a ground grading perspective, the jump from a Regional Feeder League to Step 6 is significant and that, as a minimum, sites require a pitch with sports lighting, hardstanding areas for fans and turnstiles for fan entry.

### *Women's National League System*

Correspondingly, there is a Women's NLS. This ranges from Tier 1 to Tier 6 with each Tier needing to meet differing stadium accreditation requirements.

Although women's clubs are still required to meet ground requirements set out by the FA, these differ from the men's National League System. Ratings range from grade A to C each with differing minimum requirements (Tier 1 and 2 in the Women's National League System is akin to Tier 3 and four of the men's NLS, although not exactly the same). The system is also hierarchical format with promotion and relegation between the levels, allowing even the smallest club the theoretical possibility of rising to the top of the system.

There are currently three teams which are part of the Women's NLS in Wiltshire. These can be seen in the table below.



# WILTSHIRE COUNCIL

## PLAYING PITCH ASSESSMENT REPORT

Table 2.11: Summary of teams playing within the women's football pyramid structure

Team	League	Level
Warminster Town Ladies FC	Southern Region Women's Football League - Premier	Tier 5
Purton FC Women	South West Women's Football League – Eastern Division	Tier 6
Royal Wootton Bassett Town Ladies FC	South West Women's Football League – Eastern Division	Tier 6

### **Women's and girls' demand**

There are currently 15 women's teams and 68 dedicated girls' teams playing football in Wiltshire, of which five are mini soccer teams playing in practice as an all girls' team. This represents 10% of all demand across the authority, which is a relatively substantial proportion when compared nationally.

Key clubs and organisations presently fielding female teams include Trowbridge Wanderers Youth, Marlborough Youth, Derry Hill United, Royal Wootton Bassett Town Youth and Melksham Town Youth football clubs. Teams typically play locally in the Wiltshire County Women's & Girls Football League.

The FA currently has a drive to increase women's and girls' participation as part of its Inspiring Positive Change Strategy. As such, it is imperative that sufficient facilities are suitable for female access, particularly in relation to toilets and appropriate changing provision.

### **Imported demand**

The only known imported demand into Wiltshire is from Swindon Town FC. The Club uses Beversbrook Sports Facility, which is its training ground. It therefore imports its men's training as well as some of its academy and youth teams to the site. In addition Forest Green Rovers FC also import demand into the area to utilise Stanley Park Sports Ground as its first team training ground.

### **Exported demand**

Salisbury Youth FC has a number of its teams competing in youth football leagues in Hampshire (Testway Youth Football League, Eastleigh & District Mini Soccer League and South & District Tyro Football League). These leagues operate central venues for teams up to the U11 age group, which therefore results in exported demand.

For older age groups, the leagues also stipulate that all matches must be played within Hampshire, meaning teams based outside of the County have to find suitable provision within it to participate. At present around 13 of the Club's teams export demand to neighbouring authorities, predominately utilising pitches within Test Valley and Southampton.

No other exported demand has been identified.

### **Unmet/latent demand**

Clarendon Juniors FC reports that it currently operates a waiting list of players wishing to join the Club within already established teams. This therefore amounts to unmet demand.

# WILTSHIRE COUNCIL PLAYING PITCH ASSESSMENT REPORT

No other unmet or latent demand is identified, with all remaining responsive clubs identifying that they can accommodate current demand levels and that no players are being turned away.

## **Future demand**

Future demand can be defined via several ways, including through participation increases and by using population forecasts. In addition, the proceeding Strategy & Action Plan document will contain housing growth scenarios that will estimate additional demand that could arise from housing developments across Wiltshire.

### *Participation growth*

Of responding clubs, 16 report aspirations to increase the number of teams they provide. This totals a predicted growth of 38 teams, as seen below.

*Table 2.12: Potential team increases identified by clubs*

<b>Club</b>	<b>Analysis area</b>	<b>No. of teams</b>	<b>Gender</b>	<b>Pitch size</b>	<b>Match equivalent sessions<sup>4</sup></b>
Alderbury FC	Southern Wiltshire	1	Men's	Adult	0.5
Alderbury FC	Southern Wiltshire	1	Women's	Adult	0.5
Alderbury FC	Southern Wiltshire	1	Boys	Youth 9v9	0.5
Alderbury FC	Southern Wiltshire	1	Mixed	Mini 5v5	0.5
Amesbury JFC	Stonehenge	1	Boys	Youth 9v9	0.5
Amesbury JFC	Stonehenge	1	Boys	Youth 11v11	0.5
Amesbury JFC	Stonehenge	1	Girls	Youth 9v9	0.5
Amesbury JFC	Stonehenge	1	Mixed	Mini 5v5	0.5
Bishops Canning FC	Devizes	1	Women's	Adult	0.5
Bradford Town FC	Bradford-on-Avon	1	Women's	Adult	0.5
Cricklade Town FC	Royal Wootton Bassett & Cricklade	1	Men's	Adult	0.5
Cricklade Youth FC	Royal Wootton Bassett & Cricklade	1	Boys	Youth 9v9	0.5
Cricklade Youth FC	Royal Wootton Bassett & Cricklade	1	Boys	Youth 11v11	0.5
Cricklade Youth FC	Royal Wootton Bassett & Cricklade	2	Girls	Youth 9v9	1
Downton Youth FC	Southern Wiltshire	1	Mixed	Mini 5v5	0.5
Clarendon Juniors	Southern Wiltshire	1	Mixed	Mini 7v7	0.5
Clarendon Juniors	Southern Wiltshire	1	Girls	Youth 9v9	0.5
Clarendon Juniors	Southern Wiltshire	1	Girls	Youth 11v11	0.5

<sup>4</sup> Two teams require one pitch to account for playing on a home and away basis; therefore, 0.5 pitches can therefore be seen in the table where there is latent demand for one team.

## WILTSHIRE COUNCIL PLAYING PITCH ASSESSMENT REPORT

Club	Analysis area	No. of teams	Gender	Pitch size	Match equivalent sessions <sup>4</sup>
FC Colerne Colts	Corsham	1	Mixed	Mini 7v7	0.5
FC Wiltshire	Calne	1	Girls	Youth 9v9	0.5
FC Wiltshire	Calne	1	Girls	Youth 11v11	0.5
FC Wiltshire	Calne	1	Mixed	Mini 7v7	0.5
FOF FC	Melksham	1	Men's	Adult	0.5
FOF FC	Melksham	1	Women's	Adult	0.5
FOF FC	Melksham	1	Boys	Youth 11v11	0.5
Malmesbury Victoria FC	Malmesbury	1	Men's	Adult	0.5
Malmesbury Victoria FC	Malmesbury	1	Women's	Adult	0.5
Malmesbury Victoria FC	Malmesbury	1	Girls	Youth 11v11	0.5
Malmesbury Youth FC	Malmesbury	1	Girls	Youth 9v9	0.5
Malmesbury Youth FC	Malmesbury	1	Girls	Youth 11v11	0.5
Marlborough Town FC	Marlborough	1	Men's	Adult	0.5
Marlborough Town FC	Marlborough	1	Women's	Adult	0.5
Marlborough Youth FC	Marlborough	1	Girls	Youth 9v9	0.5
Marlborough Youth FC	Marlborough	1	Girls	Youth 11v11	0.5
Marlborough Youth FC	Marlborough	1	Boys	Youth 9v9	0.5
Pewsey Vale Youth FC	Pewsey	1	Boys	Youth 9v9	0.5
Salisbury Rovers FC	Salisbury	1	Men's	Adult	0.5
Salisbury Rovers FC	Salisbury	1	Boys	Youth 9v9	0.5
Sherston Town FC	Malmesbury	1	Women's	Adult	0.5
Sherston Town FC	Malmesbury	1	Boys	Youth 9v9	0.5
South Newton & Barford Hornets FC	Stonehenge	1	Men's	Adult	0.5
South Newton & Barford Hornets FC	Stonehenge	1	Women's	Adult	0.5
South Newton & Barford Hornets FC	Stonehenge	1	Girls	Youth 9v9	0.5
South Newton & Barford Hornets FC	Stonehenge	1	Boys	Youth 11v11	0.5
Staverton Rangers Youth FC	Bradford-on-Avon	1	Girls	Youth 9v9	0.5
Staverton Rangers Youth FC	Bradford-on-Avon	1	Boys	Youth 11v11	0.5
Staverton Rangers Youth FC	Bradford-on-Avon	1	Boys	Youth 9v9	0.5
Staverton Rangers Youth FC	Bradford-on-Avon	1	Mixed	Mini 5v5	0.5
Trowbridge Wanderers FC	Trowbridge	1	Boys	Youth 11v11	0.5
Warminster Highbury Youth FC	Warminster	1	Mixed	Mini 5v5	0.5
<b>Total</b>	-	<b>38</b>	-	-	<b>19</b>

The total future demand expressed by clubs amounts to 19 match equivalent sessions per week (as two teams equates to one match equivalent session playing on a home and away basis). Broken down by pitch type, six match equivalent sessions per week are identified on adult pitches, four match equivalent sessions per week on youth 11v11 pitches, six match equivalent sessions per week on youth 9v9 pitches, one match equivalent sessions per week on mini 7v7 pitches and two match equivalent sessions per week on mini 5v5 pitches.

# WILTSHIRE COUNCIL

## PLAYING PITCH ASSESSMENT REPORT

### Population growth

Based on population projections to 2038 (the period to which this assessment projects population based future demand), Sport England’s Playing Pitch Calculator can estimate the likely additional demand for grass football pitches that will arise from any growth. This is through using the current and future populations in each of the relevant age groups together with the current team numbers. Team generation rates have then been established to understand how much growth is required to establish one new team.

For reference total current population of 510,127 will increase to 544,419 by 2038. The table below shows the number of new teams generated by the new population and the requisite match equivalent sessions.

Table 2.13: Authority-wide team generation rates

Age group	Team generation rate	Number of new teams generated by the new population	Number of new teams generated by the new population – rounded figure	Match equivalent sessions per week <sup>5</sup>
Adult Mens (16-45)	1:498	9.81	9	4.5
Adult Womens (16-45)	1:5,401	0.85	0	0
Youth Boys (12-15)	1:75	9.92	9	4.5
Youth Girls (12-15)	1:439	1.69	1	0.5
Youth Boys (10-11)	1:47	8.29	8	4
Youth Girls (10-11)	1:197	1.86	1	0.5
Mini Mixed (8-9)	1:79	9.02	9	4.5
Mini Mixed (6-7)	1:97	7.10	7	3.5

As seen, there is predicted growth of nine adult, 10 youth 11v11, nine youth 9v9, nine mini 7v7 and seven mini 5v5 teams across Wiltshire as a whole. However, when applying this on an analysis area level, this reduces to a predicted increase of four adult, three youth 11v11, two youth 9v9 and one mini 7v7 team. This is due to the fact that the total number of predicted teams across Wiltshire dissipates due the large nature of authority - when looking at individual analysis areas, the same number of full teams are not predicted.

The analysis areas which are predicted for a growth in teams are Calne (one youth 11v11), Chippenham & Villages (one youth 11v11), Devizes (one adult), Melksham (one adult, one youth 9v9 and one mini 7v7), Royal Wootton Bassett & Cricklade (one adult, one youth 11v11 and one youth 9v9) and Southern Wiltshire (one adult men’s).

Notwithstanding the above, it must be noted that some aims and initiatives are likely to result in participation increasing to a greater level than what is projected through population growth. For example, the FA has a current focus on growing women’s and girls’ demand that will likely see a greater number of female teams than what is currently predicted.

<sup>5</sup> Two teams require one pitch to account for playing on a home and away basis; therefore, one team accounts to 0.5 match equivalent sessions on their relevant pitch type.

# WILTSHIRE COUNCIL

## PLAYING PITCH ASSESSMENT REPORT

### *Future demand summary*

In the supply and demand analysis at the end of this section of the report, it is considered unfeasible for all future demand to be factored in. This is because it is likely that club aspirations will absorb the future demand identified through population growth, rather than them being judged separately and therefore double counted. As such, only demand identified through population growth is taken forward, with club demand considered to be more theoretical and aspirational. However, the proceeding Strategy & Action Plan document will contain a scenario that will consider the impact if club aspirations are also realised.

Taking the above into consideration, a total requirement for two match equivalent sessions per week is identified on adult pitches, 1.5 match equivalent sessions per week on youth 11v11 pitches, one match equivalent session per week on youth 9v9 pitches and 0.5 match equivalent sessions per week on mini 7v7 pitches.

### **2.4: Capacity analysis**

The capacity for pitches to regularly provide for competitive play, training and other activity over a season is most often determined by quality. As a minimum, the quality and therefore the capacity of a pitch affect the playing experience and people's enjoyment. In extreme circumstances, it can result in the inability of a pitch to cater for all or certain types of play during peak and off peak times.

As a guide, The FA has set a standard number of matches that each grass pitch type should be able to accommodate without it adversely affecting its quality. Taking into consideration the guidelines on capacity, the following ratings were used in Wiltshire:

Adult pitch quality	Matches per week	Youth pitch quality	Matches per week	Mini pitch quality	Matches per week
Good	3	Good	4	Good	6
Standard	2	Standard	2	Standard	4
Poor	1	Poor	1	Poor	2

Table 2.15 applies the above pitch ratings against the actual level of weekly play recorded to determine a capacity rating as follows:

<b>Potential capacity</b>	Play is below the level the site could sustain
<b>At capacity</b>	Play matches the level the site can sustain
<b>Overplayed</b>	Play exceeds the level the site can sustain

### ***Match equivalent sessions per week***

Pitches have a limit of how much play they can accommodate over a certain period of time before their quality, and in turn their use, is adversely affected. As the main usage of pitches is likely to be for matches, it is appropriate for the comparable unit to be match equivalent sessions but may for example include training sessions and informal use.

### ***Education sites***

To account for curricular/extra-curricular use of education pitches, the current usage at such sites needs to be adjusted. The only time this would not happen is when a school does not use its pitches at all and the sole use is community use. The adjustment is typically dependent on the amount of play carried out, the number of pitches on site and whether there is access to an on-site AGP (as this can result in less grass pitch use).

# WILTSHIRE COUNCIL

## PLAYING PITCH ASSESSMENT REPORT

In some cases, where there is no identified community use, there is little capacity to accommodate further play. Internal usage often exceeds recommended pitch capacity, which is further exacerbated by basic maintenance regimes that may not extend beyond grass cutting and line marking. As such, where not overplayed as a result of community use, many school sites are considered to have no spare capacity to accommodate further usage based on assumed curricular and extracurricular activity.

For school sites which are available for community use, current play has been enlarged on a site-by-site basis following consultation with the providers. Generally, usage is increased by one match equivalent session per pitch; however, in some cases, further use is added when it is known that a particular provider uses a particular pitch heavily.

### **Peak time**

Spare capacity can only be considered as actual spare capacity if pitches are available at peak time. In Wiltshire, peak time is considered to be Saturday afternoons for adult football and Sunday mornings for youth 11v11, youth 9v9, mini 7v7 and mini 5v5 football. Peak time is based on when the majority of teams are playing matches for each particular format of play.

On occasion, spare capacity in the peak period is identified despite the pitch being played to capacity or overplayed, or more spare capacity is identified in the peak period than the overall spare capacity that exists. This is because most or all of the use on those particular pitches occurs outside of the peak period. Where this is the case, given that peak time usage should not be utilised over and above overall capacity, adjustments have been made.

A pitch is only said to have ‘actual spare capacity’ if it is available for community use and available at the peak time for that format of play. Any pitch not meeting this criterion is therefore not considered to have additional capacity, although it may have capacity outside of peak time.

There may also be situations where, although a site is highlighted as potentially able to accommodate some additional play, this should not be recorded as spare capacity against the site. For example, a site may be managed to operate slightly below full capacity to ensure that it can cater for a number of regular friendly matches and activities that take place but are difficult to quantify on a weekly basis.

Pitches that are of a poor quality are not deemed to have actual spare capacity due to the already low carrying capacity of the pitches. Any identified spare capacity should be retained in order to relieve the pitches of use, which in turn will aid the improvement of pitch quality. Furthermore, any pitches with unsecured tenure are not considered to have actual spare capacity as no further play should be encouraged on such sites given that future access cannot be guaranteed.

The table below identifies the way capacity balance is represented in Table 2.15.

*Table 2.14: Capacity balance examples*

Spare capacity in peak period (examples)	Explanation of capacity balance
1	Highlighted in green with a number denotes that the pitches have actual spare capacity at peak time.

## WILTSHIRE COUNCIL PLAYING PITCH ASSESSMENT REPORT

Spare capacity in peak period (examples)	Explanation of capacity balance
-	With a dash, this indicates that the pitch is unavailable in the peak period. If it were to be made available, actual spare capacity could exist.
0	Highlighted in orange with a zero, this indicates the pitch is played to capacity, either overall or during the peak period.
1	Not highlighted but with a value, this indicates that the pitch has spare capacity in the peak period; however, capacity has been discounted. This may be due to unsecure tenure and/or poor pitch quality.
1	Highlighted in red with a number denotes that the pitches are overplayed and have no spare capacity across the week. This includes at peak time, despite any availability at peak time which may exist.

**WILTSHIRE COUNCIL  
PLAYING PITCH ASSESSMENT REPORT**

Table 2.15: Grass football pitch capacity analysis

Site ID	Site name	Post code	Analysis area	Com use	Management	Security of tenure	Pitch type	Pitch size	No. of pitches	Agreed quality rating	Current play <sup>6</sup>	Carrying capacity <sup>7</sup>	Capacity balance	Spare capacity in peak period	Comments
1	Abbeyfield School	SN15 3XB	Chippenham & Villages	No	Education	Unsecure	Adult		1	Poor	1	1	0	1	Pitch is played to capacity.
1	Abbeyfield School	SN15 3XB	Chippenham & Villages	No	Education	Unsecure	Youth	(11v11)	1	Poor	1	1	0	1	Pitch is played to capacity.
1	Abbeyfield School	SN15 3XB	Chippenham & Villages	No	Education	Unsecure	Youth	(9v9)	2	Poor	1	2	1	2	Pitches are unavailable for community use.
2	Aldbourn Sports Field	SN8 2DS	Marlborough	Yes	Council	Secure	Adult		1	Poor	0	1	1	1	Actual spare is discounted due to poor pitch quality.
3	Alderbury Football Club	SP5 3BD	Southern Wiltshire	Yes	Sport Club	Secure	Adult		1	Standard	3	2	1	0.5	Pitch is overplayed by one match equivalent session per week.
3	Alderbury Football Club	SP5 3BD	Southern Wiltshire	Yes	Sport Club	Secure	Mini	(5v5)	1	Standard	0.5	4	3.5	0.5	Actual spare capacity at peak time.
3	Alderbury Football Club	SP5 3BD	Southern Wiltshire	Yes	Sport Club	Secure	Mini	(7v7)	2	Standard	1	8	7	1	Actual spare capacity at peak time.
3	Alderbury Football Club	SP5 3BD	Southern Wiltshire	Yes	Sport Club	Secure	Youth	(9v9)	2	Standard	0.5	4	3.5	1.5	Actual spare capacity at peak time.
4	Alexander Memorial Field	BA12 7AP	Warminster	Yes	Trust	Secure	Adult		1	Poor	0.5	1	0.5	1	Actual spare is discounted due to poor pitch quality.
4	Alexander Memorial Field	BA12 7AP	Warminster	Yes	Trust	Secure	Mini	(5v5)	2	Poor	1	4	3	1	Actual spare is discounted due to poor pitch quality.
5	All Cannings Church of England Primary School	SN10 3PG	Pewsey	No	Education	Unsecure	Mini	(5v5)	2	Poor	2	4	2	2	Pitches are unavailable for community use.
8	All Saints C of E Primary School	SP4 9PJ	Stonehenge	No	Education	Unsecure	Mini	(5v5)	2	Poor	2	4	2	2	Pitches are unavailable for community use.
9	Aloeric Primary School	SN12 6HN	Melksham	No	Education	Unsecure	Mini	(7v7)	1	Poor	1	2	1	1	Pitch is unavailable for community use.
12	Stonehenge School Playing Fields (Holders Lane)	ST4 7PH	Stonehenge	No	Education	Unsecure	Adult		3	Standard	3	6	3	3	Pitches are unavailable for community use.
14	Appleford School	SP3 4HL	Stonehenge	No	Education	Unsecure	Mini	(7v7)	2	Good	2	12	10	2	Pitches are unavailable for community use.
15	Archers Gate Centenary Pavilion	SP4 7XX	Stonehenge	Yes	Council	Secure	Adult		1	Poor	1.5	1	0.5	1	Pitch is overplayed by 0.5 match equivalent sessions per week.
15	Archers Gate Centenary Pavilion	SP4 7XX	Stonehenge	Yes	Council	Secure	Mini	(5v5)	1	Poor	1	2	1	-	Pitch is played to capacity at peak time.
15	Archers Gate Centenary Pavilion	SP4 7XX	Stonehenge	Yes	Council	Secure	Mini	(7v7)	1	Standard	1.5	4	2.5	-	Pitch is played to capacity at peak time.
15	Archers Gate Centenary Pavilion	SP4 7XX	Stonehenge	Yes	Council	Secure	Youth	(9v9)	1	Poor	2.5	1	1.5	0.5	Pitch is overplayed by 1.5 match equivalent sessions per week.
16	Arcot Road (Aspire Defence Ground)	SP9 7AH	Tidworth	No	MOD	Unsecure	Adult		4	Standard	4	8	4	4	Pitches are unavailable for community use.
18	Avebury Sports Field	SN8 1RD	Marlborough	Yes	Community Organisation	Secure	Youth	(11v11)	1	Standard	1	2	1	1	Actual spare capacity at peak time.
19	Avon Park	BA2 7FF	Bradford-on-Avon	Yes	Council	Secure	Youth	(9v9)	1	Standard	1	2	1	-	Pitch is played to capacity at peak time.

<sup>6</sup> Match equivalent sessions per week

<sup>7</sup> Match equivalent sessions per week, based on pitch quality - the FA recommends a maximum number of match equivalent sessions to be accommodate per pitch type. Please refer to Section 2.4 for the full breakdown.



**WILTSHIRE COUNCIL  
PLAYING PITCH ASSESSMENT REPORT**

Site ID	Site name	Post code	Analysis area	Com use	Management	Security of tenure	Pitch type	Pitch size	No. of pitches	Agreed quality rating	Current play <sup>6</sup>	Carrying capacity <sup>7</sup>	Capacity balance	Spare capacity in peak period	Comments
20	Avon Valley College	SP4 8HH	Stonehenge	Yes	Education	Secure	Adult		1	Standard	2	2	0	1	Pitch is played to capacity.
20	Avon Valley College	SP4 8HH	Stonehenge	Yes	Education	Secure	Mini	(5v5)	1	Standard	1	4	3	-	Pitch is played to capacity at peak time.
20	Avon Valley College	SP4 8HH	Stonehenge	Yes	Education	Secure	Mini	(7v7)	1	Standard	2	4	2	-	Pitch is played to capacity at peak time.
20	Avon Valley College	SP4 8HH	Stonehenge	Yes	Education	Secure	Youth	(9v9)	1	Standard	2	2	0	1	Pitch is played to capacity.
21	Azimghur Barracks	SN14 8QY	Corsham	No	MOD	Secure	Adult		2	Standard	2	4	2	2	Pitches are unavailable for community use.
23	Barn Meadow	SN8 3AJ	Pewsey	Yes	Community Organisation	Secure	Adult		1	Standard	0	2	2	1	Actual spare capacity at peak time.
23	Barn Meadow	SN8 3AJ	Pewsey	Yes	Community Organisation	Secure	Youth	(11v11)	1	Standard	0.5	2	1.5	0.5	Actual spare capacity at peak time.
24	Barrys Field	SP5 1RL	Southern Wiltshire	Yes	Sport Club	Secure	Adult		1	Poor	0.5	1	0.5	1	Actual spare is discounted due to poor pitch quality.
24	Barrys Field	SP5 1RL	Southern Wiltshire	Yes	Sport Club	Secure	Mini	(5v5)	2	Poor	1	4	3	2	Actual spare is discounted due to poor pitch quality.
24	Barrys Field	SP5 1RL	Southern Wiltshire	Yes	Sport Club	Secure	Mini	(5v5)	1	Standard	1	4	3	1	Actual spare capacity at peak time.
24	Barrys Field	SP5 1RL	Southern Wiltshire	Yes	Sport Club	Secure	Mini	(7v7)	1	Standard	1.5	4	2.5	-	Pitch is played to capacity at peak time.
24	Barrys Field	SP5 1RL	Southern Wiltshire	Yes	Sport Club	Secure	Mini	(7v7)	2	Poor	1	4	1	0.5	Actual spare is discounted due to poor pitch quality.
24	Barrys Field	SP5 1RL	Southern Wiltshire	Yes	Sport Club	Secure	Youth	(11v11)	2	Standard	4.5	4	0.5	2	Pitches are overplayed by 0.5 match equivalent session per week.
24	Barrys Field	SP5 1RL	Southern Wiltshire	Yes	Sport Club	Secure	Youth	(9v9)	1	Good	2	4	2	0.5	Actual spare capacity at peak time.
24	Barrys Field	SP5 1RL	Southern Wiltshire	Yes	Sport Club	Secure	Youth	(9v9)	1	Poor	1	1	0	1	Pitch is played to capacity.
29	Bellefield Primary and Nursery School	BA14 8TE	Trowbridge	No	Education	<b>Unsecure</b>	Mini	(5v5)	2	Poor	2	4	2	2	Pitches are unavailable for community use.
30	Bemerton Heath Harlequins Football Club	SP2 9DR	Salisbury	Yes	Sport Club	Secure	Adult		1	Standard	2	2	0	-	Pitches are played to capacity.
31	Beverbrook Sports Facility	SN11 9FL	Calne	Yes	Council	Secure	Adult		4	Standard	3.5	8	4.5	2.5	Actual spare capacity at peak time.
31	Beverbrook Sports Facility	SN11 9FL	Calne	No	Council	Secure	Adult		3	Good	5	9	4	3	Elite training pitches for Swindon Town FC meaning capacity is discounted.
31	Beverbrook Sports Facility	SN11 9FL	Calne	Yes	Council	Secure	Mini	(5v5)	2	Standard	2.5	8	5.5	-	Pitches are played to capacity at peak time.
31	Beverbrook Sports Facility	SN11 9FL	Calne	Yes	Council	Secure	Mini	(7v7)	2	Standard	5.5	8	2.5	-	Pitches are played to capacity at peak time.
31	Beverbrook Sports Facility	SN11 9FL	Calne	Yes	Council	Secure	Youth	(11v11)	2	Standard	8	4	4	-	Pitches are overplayed by four match equivalent sessions per week.
32	Biddestone Village Hall	SN14 7BZ	Chippenham & Villages	Yes	Trust	Secure	Adult		1	Poor	0	1	1	1	Actual spare is discounted due to poor pitch quality.

**WILTSHIRE COUNCIL  
PLAYING PITCH ASSESSMENT REPORT**

Site ID	Site name	Post code	Analysis area	Com use	Management	Security of tenure	Pitch type	Pitch size	No. of pitches	Agreed quality rating	Current play <sup>6</sup>	Carrying capacity <sup>7</sup>	Capacity balance	Spare capacity in peak period	Comments
33	Bishop Wordsworths School	SP1 2ED	Salisbury	No	Education	<b>Unsecure</b>	Adult		3	Standard	3	6	3	3	Pitches are unavailable for community use.
34	Bishopdown	SP1 3EF	Salisbury	Yes	Council	Secure	Adult		1	Standard	1	2	1	1	Actual spare capacity at peak time.
35	Bishops Cannings School C of E Aided Primary School	SN10 2LD	Devizes	No	Education	<b>Unsecure</b>	Mini	(5v5)	2	Poor	2	4	2	2	Pitches are unavailable for community use.
39	Bonnymead Park	SP4 7BB	Stonehenge	Yes	Council	Secure	Adult		1	Poor	0.5	1	0.5	0.5	Actual spare is discounted due to poor pitch quality.
40	Boscombe Down Sports Field	SP4 7LP	Stonehenge	Yes	MOD	<b>Unsecure</b>	Mini	(5v5)	1	Standard	1.5	4	2.5	-	Pitch is played to capacity at peak time.
40	Boscombe Down Sports Field	SP4 7LP	Stonehenge	Yes	MOD	<b>Unsecure</b>	Mini	(7v7)	1	Standard	1.5	4	2.5	-	Pitch is played to capacity at peak time.
40	Boscombe Down Sports Field	SP4 7LP	Stonehenge	Yes	MOD	<b>Unsecure</b>	Youth	(11v11)	1	Standard	1	2	1	1	Actual spare capacity discounted due to unsecure tenure.
40	Boscombe Down Sports Field	SP4 7LP	Stonehenge	Yes	MOD	<b>Unsecure</b>	Youth	(9v9)	1	Standard	1	2	1	0.5	Actual spare capacity discounted due to unsecure tenure.
42	Bowood Sports Ground	SN11 9LX	Calne	Yes	Sport Club	Secure	Mini	(5v5)	1	Good	1.5	6	4.5	0.5	Actual spare capacity at peak time.
42	Bowood Sports Ground	SN11 9LX	Calne	Yes	Sport Club	Secure	Mini	(7v7)	2	Good	1.5	12	10.5	1.5	Actual spare capacity at peak time.
42	Bowood Sports Ground	SN11 9LX	Calne	Yes	Sport Club	Secure	Youth	(11v11)	1	Good	4.5	4	0.5	-	Pitch is overplayed by 0.5 match equivalent sessions per week.
43	Box Recreation Ground	SN13 8NT	Corsham	Yes	Council	Secure	Adult		1	Good	0.5	3	2.5	1	Actual spare capacity at peak time.
45	Bradford-on-Avon Sports & Social Club	BA15 1EX	Bradford-on-Avon	Yes	Community Organisation	Secure	Adult		2	Good	1.5	6	4.5	1	Actual spare is discounted to protect Step pitch quality.
46	Bradon Forest School	SN5 4AT	Royal Wootton Bassett & Cricklade	Yes	Education	<b>Unsecure</b>	Adult		1	Standard	1	2	1	1	Actual spare capacity discounted due to unsecure tenure.
46	Bradon Forest School	SN5 4AT	Royal Wootton Bassett & Cricklade	Yes	Education	<b>Unsecure</b>	Mini	(5v5)	1	Standard	1.5	4	2.5	-	Pitch is played to capacity at peak time.
46	Bradon Forest School	SN5 4AT	Royal Wootton Bassett & Cricklade	Yes	Education	<b>Unsecure</b>	Mini	(7v7)	1	Standard	2	4	2	-	Pitch is played to capacity at peak time.
46	Bradon Forest School	SN5 4AT	Royal Wootton Bassett & Cricklade	Yes	Education	<b>Unsecure</b>	Youth	(11v11)	1	Standard	1	2	1	-	Pitch is played to capacity at peak time.
46	Bradon Forest School	SN5 4AT	Royal Wootton Bassett & Cricklade	Yes	Education	<b>Unsecure</b>	Youth	(9v9)	1	Standard	2.5	2	0.5	-	Pitch is overplayed by 0.5 match equivalent sessions per week.

**WILTSHIRE COUNCIL  
PLAYING PITCH ASSESSMENT REPORT**

Site ID	Site name	Post code	Analysis area	Com use	Management	Security of tenure	Pitch type	Pitch size	No. of pitches	Agreed quality rating	Current play <sup>6</sup>	Carrying capacity <sup>7</sup>	Capacity balance	Spare capacity in peak period	Comments
47	Bradstone Sports Field	SN6 6PH	Malmesbury	Yes	Community Organisation	Secure	Mini	(7v7)	1	Poor	0	2	2	1	Actual spare is discounted due to poor pitch quality.
47	Bradstone Sports Field	SN6 6PH	Malmesbury	Yes	Community Organisation	Secure	Youth	(11v11)	1	Poor	1	1	0	-	Pitch is played to capacity.
47	Bradstone Sports Field	SN6 6PH	Malmesbury	Yes	Community Organisation	Secure	Youth	(9v9)	1	Standard	0	2	2	1	Actual spare capacity at peak time.
48	Bratton Recreation Ground	BA13 4RF	Westbury	Yes	Council	Secure	Adult		1	Good	1.5	3	1.5	0.5	Actual spare capacity at peak time.
48	Bratton Recreation Ground	BA13 4RF	Westbury	Yes	Council	Secure	Youth	(9v9)	1	Good	1	4	3	0.5	Actual spare capacity at peak time.
49	Brian White Head Sports & Social Club	SP5 3NH	Southern Wiltshire	Yes	Sport Club	Secure	Adult		1	Poor	4.5	1	3.5	-	Pitch is overplayed by 3.5 match equivalent sessions per week.
50	Brinkworth Earl Danbys C of E Primary School (Lower Site)	SN15 4HU	Malmesbury	No	Education	Unsecure	Mini	(5v5)	1	Poor	1	2	1	1	Pitches are unavailable for community use.
51	Brinkworth Earl Danbys C of E Primary School (Upper School)	SN15 5AX	Malmesbury	No	Education	Unsecure	Mini	(5v5)	1	Poor	1	2	1	1	Pitches are unavailable for community use.
52	Broad Hinton C of E Primary School	SN4 9PQ	Royal Wootton Bassett & Cricklade	No	Education	Unsecure	Mini	(5v5)	1	Poor	1	2	1	1	Pitches are unavailable for community use.
54	Bromham Jubilee Field	SN15 2JB	Devizes	Yes	Sport Club	Secure	Adult		1	Poor	0.5	1	0.5	0.5	Actual spare is discounted due to poor pitch quality.
56	Bulford Recreation Ground	SP4 9DY	Stonehenge	Yes	Council	Secure	Adult		1	Poor	1	1	0	1	Pitch is played to capacity.
60	Calne Town Football Club	SN11 9EE	Calne	Yes	Sport Club	Secure	Adult		1	Standard	1.5	2	0.5	-	Pitch is played to capacity at peak time.
61	Castle Combe Sports Field	SN14 7HD	Chippenham & Villages	Yes	Sport Club	Secure	Mini	(5v5)	2	Standard	2	8	6	1	Actual spare capacity at peak time.
61	Castle Combe Sports Field	SN14 7HD	Chippenham & Villages	Yes	Sport Club	Secure	Mini	(7v7)	1	Standard	2.5	4	1.5	-	Pitch is played to capacity at peak time.
61	Castle Combe Sports Field	SN14 7HD	Chippenham & Villages	Yes	Sport Club	Secure	Youth	(11v11)	1	Standard	3	2	1	-	Pitch is overplayed by one match equivalent session per week.
61	Castle Combe Sports Field	SN14 7HD	Chippenham & Villages	Yes	Sport Club	Secure	Youth	(9v9)	1	Standard	2	2	0	-	Pitch is played to capacity.
62	Castle Meadow Playing Field	SP2 0HG	South West Wiltshire	Yes	Council	Secure	Adult		1	Poor	0.5	1	0.5	0.5	Actual spare is discounted due to poor pitch quality.
69	Chestnut Springs Playing Field	SN5 3NH	Royal Wootton Bassett & Cricklade	Yes	Council	Secure	Mini	(5v5)	1	Standard	1	4	3	-	Pitch is played to capacity at peak time.
69	Chestnut Springs Playing Field	SN5 3NH	Royal Wootton Bassett & Cricklade	Yes	Council	Secure	Mini	(7v7)	1	Standard	1	4	3	-	Pitch is played to capacity at peak time.

**WILTSHIRE COUNCIL  
PLAYING PITCH ASSESSMENT REPORT**

Site ID	Site name	Post code	Analysis area	Com use	Management	Security of tenure	Pitch type	Pitch size	No. of pitches	Agreed quality rating	Current play <sup>6</sup>	Carrying capacity <sup>7</sup>	Capacity balance	Spare capacity in peak period	Comments
69	Chestnut Springs Playing Field	SN5 3NH	Royal Wootton Bassett & Cricklade	Yes	Council	Secure	Youth	(11v11)	2	Standard	2	4	2	-	Pitch is played to capacity at peak time.
69	Chestnut Springs Playing Field	SN5 3NH	Royal Wootton Bassett & Cricklade	Yes	Council	Secure	Youth	(9v9)	1	Standard	2	2	0	-	Pitch is played to capacity.
73	Chippenham Town Football Club	SN14 6LR	Chippenham & Villages	Yes	Sport Club	Secure	Adult		1	Good	0.5	3	2.5	0.5	Actual spare capacity discounted to protect Step pitch quality.
78	Codford Village Hall & Playing Field	BA12 0PP	Warminster	Yes	Trust	Secure	Adult		1	Poor	1	1	0	0.5	Pitch is played to capacity.
86	Corsham Primary School	SN13 9YW	Corsham	No	Education	<b>Unsecure</b>	Mini	(5v5)	2	Poor	2	4	2	2	Pitches are unavailable for community use.
89	Corsham Town Football Club	SN13 9HS	Corsham	Yes	Sport Club	Secure	Adult		1	Poor	1.5	1	0.5	-	Pitch is overplayed by 0.5 match equivalent sessions per week.
92	Cricklade Leisure Centre	SN6 6JW	Royal Wootton Bassett & Cricklade	Yes	Community Organisation	Secure	Adult		1	Standard	2	2	0	-	Pitch is played to capacity.
92	Cricklade Leisure Centre	SN6 6JW	Royal Wootton Bassett & Cricklade	Yes	Community Organisation	Secure	Mini	(5v5)	1	Good	2	6	4	-	Pitch is played to capacity at peak time.
92	Cricklade Leisure Centre	SN6 6JW	Royal Wootton Bassett & Cricklade	Yes	Community Organisation	Secure	Mini	(7v7)	1	Good	1.5	6	4.5	-	Pitch is played to capacity at peak time.
92	Cricklade Leisure Centre	SN6 6JW	Royal Wootton Bassett & Cricklade	Yes	Community Organisation	Secure	Youth	(11v11)	1	Standard	0	2	2	1	Actual spare capacity at peak time.
92	Cricklade Leisure Centre	SN6 6JW	Royal Wootton Bassett & Cricklade	Yes	Community Organisation	Secure	Youth	(9v9)	1	Good	1	4	3	-	Pitch is played to capacity at peak time.
93	Cricklade Manor Prep School	SN6 6BB	Royal Wootton Bassett & Cricklade	No	Education	<b>Unsecure</b>	Youth	(9v9)	1	Standard	1	2	1	1	Pitch is unavailable for community use.
94	Crudwell C of E Primary School	SN16 9ER	Malmesbury	No	Education	<b>Unsecure</b>	Mini	(5v5)	1	Poor	1	2	1	1	Pitch is unavailable for community use.
95	Crudwell Village Hall & Recreation Ground	SN16 9HB	Malmesbury	Yes	Community Organisation	Secure	Adult		1	Poor	0	1	1	1	Actual spare is discounted due to poor pitch quality
95	Crudwell Village Hall & Recreation Ground	SN16 9HB	Malmesbury	Yes	Community Organisation	Secure	Mini	(5v5)	1	Poor	0	2	2	1	Actual spare is discounted due to poor pitch quality
98	Dauntsey's School	SN10 4HE	Devizes	No	Education	<b>Unsecure</b>	Adult		5	Good	5	15	10	5	Pitches are unavailable for community use.
98	Dauntsey's School	SN10 4HE	Devizes	No	Education	<b>Unsecure</b>	Youth	(9v9)	2	Good	2	8	6	2	Pitches are unavailable for community use.

**WILTSHIRE COUNCIL  
PLAYING PITCH ASSESSMENT REPORT**

Site ID	Site name	Post code	Analysis area	Com use	Management	Security of tenure	Pitch type	Pitch size	No. of pitches	Agreed quality rating	Current play <sup>6</sup>	Carrying capacity <sup>7</sup>	Capacity balance	Spare capacity in peak period	Comments
99	Davis Field	SN10 4AN	Devizes	Yes	Sport Club	Secure	Adult		1	Poor	0	1	1	1	Actual spare is discounted due to poor pitch quality
99	Davis Field	SN10 4AN	Devizes	Yes	Sport Club	Secure	Mini	(7v7)	1	Poor	0	2	2	1	Actual spare is discounted due to poor pitch quality
100	Daykin Estates Ground	BA14 0LZ	Trowbridge	Yes	Sport Club	Secure	Adult		1	Standard	0.5	2	1.5	0.5	Actual spare capacity at peak time.
100	Daykin Estates Ground	BA14 0LZ	Trowbridge	Yes	Sport Club	Secure	Mini	(7v7)	1	Standard	1.5	4	2.5	-	Pitch is played to capacity at peak time.
100	Daykin Estates Ground	BA14 0LZ	Trowbridge	Yes	Sport Club	Secure	Youth	(11v11)	1	Standard	3.5	2	1.5	-	Pitch is overplayed by 1.5 match equivalent sessions per week.
100	Daykin Estates Ground	BA14 0LZ	Trowbridge	Yes	Sport Club	Secure	Youth	(9v9)	1	Standard	2.5	2	0.5	-	Pitch is overplayed by 0.5 match equivalent sessions per week.
101	Derry Hill C of E Aided Primary School	SN11 9NN	Calne	No	Education	<b>Unsecure</b>	Mini	(5v5)	1	Poor	1	2	1	1	Pitch is unavailable for community use.
103	Devizes School	SN10 3AG	Devizes	No	Education	<b>Unsecure</b>	Adult		1	Poor	1	1	0	1	Pitch is played to capacity.
103	Devizes School	SN10 3AG	Devizes	No	Education	<b>Unsecure</b>	Youth	(9v9)	1	Poor	1	1	0	1	Pitch is played to capacity.
105	Dilton Marsh Playing Fields	BA13 4DZ	Westbury	Yes	Council	Secure	Adult		1	Poor	0.5	1	0.5	0.5	Actual spare is discounted due to poor pitch quality
105	Dilton Marsh Playing Fields	BA13 4DZ	Westbury	Yes	Council	Secure	Mini	(5v5)	1	Poor	0.5	2	1.5	0.5	Actual spare is discounted due to poor pitch quality
107	Donhead Sports Club	SP7 0PL	South West Wiltshire	Yes	Sport Club	Secure	Adult		1	Poor	0.5	1	0.5	0.5	Actual spare is discounted due to poor pitch quality
109	Downland School	SN10 5EF	Devizes	No	Education	<b>Unsecure</b>	Mini	(5v5)	1	Poor	1	2	1	1	Pitch is unavailable for community use.
112	DSTL Porton Down	SP4 0JQ	Southern Wiltshire	No	MOD	<b>Unsecure</b>	Adult		1	Standard	1	2	1	1	Pitch is unavailable for community use.
113	Duchy Manor	BA12 6EW	South West Wiltshire	Yes	Council	Secure	Mini	(7v7)	1	Poor	0.5	2	1.5	0.5	Actual spare is discounted due to poor pitch quality
113	Duchy Manor	BA12 6EW	South West Wiltshire	Yes	Council	Secure	Youth	(9v9)	1	Poor	0.5	1	0.5	1	Actual spare is discounted due to poor pitch quality
114	Durrington Recreation Ground	SP4 8HH	Stonehenge	Yes	Council	Secure	Adult		1	Poor	1.5	1	0.5	0.5	Pitch is overplayed by 0.5 match equivalent sessions per week.
116	Elcot Lane Playing Field	SN8 2BD	Marlborough	Yes	Council	Secure	Youth	(9v9)	1	Poor	1.5	1	0.5	-	Pitch is overplayed by 0.5 match equivalent sessions per week.
122	Figheledean Recreation Ground	SP4 8JR	Stonehenge	Yes	Council	Secure	Adult		1	Poor	0.5	1	0.5	1	Actual spare is discounted due to poor pitch quality
125	Five Lanes CE (VA) Primary School (Worton Site)	SN10 5SE	Devizes	No	Education	<b>Unsecure</b>	Mini	(5v5)	1	Poor	1	2	1	1	Pitch is unavailable for community use.
126	Five Rivers Health and Wellbeing Centre	SP1 3NR	Salisbury	Yes	Council	Secure	Youth	(11v11)	1	Poor	1	1	0	-	Pitch is played to capacity.
127	Forest Community Centre	SN12 7BB	Melksham	Yes	Community Organisation	Secure	Adult		1	Poor	1.5	1	0.5	1	Pitch is overplayed by 0.5 match equivalent sessions per week.
127	Forest Community Centre	SN12 7BB	Melksham	Yes	Community Organisation	Secure	Mini	(5v5)	1	Poor	0.5	2	1.5	0.5	Actual spare is discounted due to poor pitch quality

**WILTSHIRE COUNCIL  
PLAYING PITCH ASSESSMENT REPORT**

Site ID	Site name	Post code	Analysis area	Com use	Management	Security of tenure	Pitch type	Pitch size	No. of pitches	Agreed quality rating	Current play <sup>6</sup>	Carrying capacity <sup>7</sup>	Capacity balance	Spare capacity in peak period	Comments
129	Frogwell Primary School	SN14 0DG	Chippenham & Villages	No	Education	<b>Unsecure</b>	Mini	(5v5)	1	Poor	1	2	1	1	Pitch is unavailable for community use.
129	Frogwell Primary School	SN14 0DG	Chippenham & Villages	No	Education	<b>Unsecure</b>	Mini	(7v7)	1	Poor	1	2	1	1	Pitch is unavailable for community use.
130	Gerard Buxton Sports Ground	SN4 8DS	Royal Wootton Bassett & Cricklade	Yes	Community Organisation	Secure	Adult		1	Good	1.5	3	1.5	-	Pitch played to capacity at peak time - step pitch for Royal Wootton Basset Town FC
130	Gerard Buxton Sports Ground	SN4 8DS	Royal Wootton Bassett & Cricklade	Yes	Community Organisation	Secure	Adult		1	Good	2.5	3	0.5	-	Pitch is played to capacity at peak time.
130	Gerard Buxton Sports Ground	SN4 8DS	Royal Wootton Bassett & Cricklade	Yes	Community Organisation	Secure	Mini	(5v5)	1	Good	2	6	4	-	Pitch is played to capacity at peak time.
130	Gerard Buxton Sports Ground	SN4 8DS	Royal Wootton Bassett & Cricklade	Yes	Community Organisation	Secure	Mini	(7v7)	2	Good	3	12	9	-	Pitch is played to capacity at peak time.
130	Gerard Buxton Sports Ground	SN4 8DS	Royal Wootton Bassett & Cricklade	Yes	Community Organisation	Secure	Youth	(11v11)	1	Good	6	4	2	-	Pitch is overplayed by two match equivalent sessions per week.
130	Gerard Buxton Sports Ground	SN4 8DS	Royal Wootton Bassett & Cricklade	Yes	Community Organisation	Secure	Youth	(9v9)	1	Good	4.5	4	0.5	-	Pitch is overplayed by 0.5 match equivalent sessions per week.
132	Goatacre Recreation Ground	SN11 9JA	Calne	Yes	Sport Club	Secure	Adult		1	Poor	0.5	1	0.5	1	Actual spare is discounted due to poor pitch quality
135	Great Bedwyn Memorial Playing Field	SN8 3LR	Pewsey	Yes	Community Organisation	Secure	Adult		1	Poor	0.5	1	0.5	1	Actual spare is discounted due to poor pitch quality
136	Green Lane Playing Fields	SN10 5EP	Devizes	Yes	Wiltshire FA	Secure	Adult		1	Good	3	3	0	-	Pitch is played to capacity.
136	Green Lane Playing Fields	SN10 5EP	Devizes	Yes	Wiltshire FA	Secure	Youth	(11v11)	1	Standard	3	2	1	-	Pitch is overplayed by one match equivalent session per week.
136	Green Lane Playing Fields	SN10 5EP	Devizes	Yes	Wiltshire FA	Secure	Youth	(9v9)	1	Standard	3	2	1	-	Pitch is overplayed by one match equivalent session per week.
137	Green Lane Recreation Centre	SN14 8AU	Corsham	Yes	Council	Secure	Mini	(5v5)	1	Poor	0	2	2	1	Actual spare is discounted due to poor pitch quality
137	Green Lane Recreation Centre	SN14 8AU	Corsham	Yes	Council	Secure	Mini	(7v7)	1	Poor	0.5	2	0.5	0.5	Actual spare is discounted due to poor pitch quality
137	Green Lane Recreation Centre	SN14 8AU	Corsham	Yes	Council	Secure	Youth	(9v9)	1	Poor	0.5	1	0.5	1	Actual spare is discounted due to poor pitch quality
139	Greentrees Primary School (Junior Site)	SP1 3PG	Southern Wiltshire	No	Education	<b>Unsecure</b>	Mini	(5v5)	2	Poor	2	4	2	2	Pitches are unavailable for community use.
144	Harnham Church of England Junior School	SP2 8JZ	Salisbury	No	Education	<b>Unsecure</b>	Mini	(7v7)	1	Poor	1	2	1	1	Pitch is unavailable for community use.

**WILTSHIRE COUNCIL  
PLAYING PITCH ASSESSMENT REPORT**

Site ID	Site name	Post code	Analysis area	Com use	Management	Security of tenure	Pitch type	Pitch size	No. of pitches	Agreed quality rating	Current play <sup>6</sup>	Carrying capacity <sup>7</sup>	Capacity balance	Spare capacity in peak period	Comments
150	High Road Playing Fields	SN6 6NX	Malmesbury	Yes	Community Organisation	Secure	Mini	(7v7)	1	Poor	1.5	2	0.5	-	Pitch is played to capacity at peak time.
150	High Road Playing Fields	SN6 6NX	Malmesbury	Yes	Community Organisation	Secure	Youth	(11v11)	1	Poor	2.5	1	1.5	-	Pitch is overplayed by 1.5 match equivalent sessions per week.
150	High Road Playing Fields	SN6 6NX	Malmesbury	Yes	Community Organisation	Secure	Youth	(9v9)	1	Poor	2	1	1	-	Pitch is overplayed by one match equivalent session per week.
151	Hilmarton Primary School	SN11 8SG	Calne	No	Education	Unsecure	Mini	(7v7)	1	Poor	1	2	1	1	Pitch is unavailable for community use.
152	Hilperton C of E Primary School	BA14 7SB	Trowbridge	No	Education	Unsecure	Mini	(5v5)	1	Poor	1	2	1	1	Pitch is unavailable for community use.
153	Hilperton Village Hall	BA14 7RN	Trowbridge	Yes	Community Organisation	Secure	Adult		1	Poor	1	1	0	0.5	Pitch is played to capacity.
156	Holt Playing Field	BA14 6RT	Bradford-on-Avon	Yes	Council	Secure	Adult		1	Standard	0.5	2	1.5	0.5	Actual spare capacity at peak time.
157	Holt VC Primary School	BA14 6RA	Bradford-on-Avon	No	Education	Unsecure	Mini	(5v5)	1	Poor	1	2	1	1	Pitch is unavailable for community use.
161	Hullavington C of E Primary & Nursery School	SN14 6EF	Chippenham & Villages	No	Education	Unsecure	Mini	(5v5)	1	Poor	1	2	1	1	Pitch is unavailable for community use.
162	Ivy Lane Primary School	SN15 1HE	Chippenham & Villages	No	Education	Unsecure	Mini	(5v5)	1	Poor	1	2	1	1	Pitch is unavailable for community use.
163	John of Gaunt School	BA14 9EH	Trowbridge	No	Education	Unsecure	Adult		1	Poor	1	1	0	-	Pitch is played to capacity.
163	John of Gaunt School	BA14 9EH	Trowbridge	No	Education	Unsecure	Youth	(9v9)	1	Poor	1	1	0	-	Pitch is played to capacity.
169	Kings Gate Primary School	SP4 7GD	Stonehenge	No	Education	Unsecure	Mini	(5v5)	1	Poor	1	2	1	1	Pitch is unavailable for community use.
171	Kingsbury Green Academy	SN11 8YH	Calne	No	Education	Unsecure	Mini	(7v7)	1	Poor	1	2	1	1	Pitch is unavailable for community use.
171	Kingsbury Green Academy	SN11 8YH	Calne	No	Education	Unsecure	Youth	(11v11)	1	Poor	1	1	0	-	Pitch is played to capacity.
171	Kingsbury Green Academy	SN11 8YH	Calne	No	Education	Unsecure	Youth	(9v9)	1	Poor	1	1	0	-	Pitch is played to capacity.
172	Kington Langley Playing Field	SN15 5NJ	Chippenham & Villages	Yes	Community Organisation	Secure	Youth	(9v9)	1	Poor	0	1	1	1	Actual spare is discounted due to poor pitch quality
173	Kington St Michael C of E Primary School	SN14 6LE	Chippenham & Villages	No	Education	Unsecure	Mini	(5v5)	1	Poor	1	2	1	1	Pitch is unavailable for community use.
175	Lacock Recreation Ground	SN15 2LQ	Corsham	Yes	Council	Secure	Adult		1	Standard	0.5	2	1.5	1	Actual spare capacity at peak time.
176	Land Warfare Centre (Site 1)	BA12 0DJ	Warminster	Yes	MOD	Unsecure	Adult		2	Good	1.5	6	4.5	1.5	Actual spare is discounted due to unsecure tenure.
181	Laverstock & Ford Sports Club	SP1 1QX	Southern Wiltshire	Yes	Sport Club	Secure	Adult		1	Standard	3.5	2	1.5	-	Pitch is overplayed by 1.5 match equivalent sessions per week.
181	Laverstock & Ford Sports Club	SP1 1QX	Southern Wiltshire	Yes	Sport Club	Secure	Youth	(9v9)	1	Standard	0.5	2	1.5	1	Actual spare capacity at peak time.
182	Lavington School	SN10 4EB	Devizes	No	Education	Unsecure	Adult		1	Poor	1	1	0	1	Pitch is played to capacity.

**WILTSHIRE COUNCIL**  
**PLAYING PITCH ASSESSMENT REPORT**

Site ID	Site name	Post code	Analysis area	Com use	Management	Security of tenure	Pitch type	Pitch size	No. of pitches	Agreed quality rating	Current play <sup>6</sup>	Carrying capacity <sup>7</sup>	Capacity balance	Spare capacity in peak period	Comments
183	Lea and Garsdon Church of England Primary School	SN16 9NQ	Malmesbury	No	Education	Unsecure	Mini	(7v7)	1	Standard	1	4	3	1	Pitch is unavailable for community use.
184	Leafy Lane Playing Fields	SN13 0JY	Corsham	Yes	Trust	Secure	Adult		2	Standard	0.5	4	3.5	2	Actual spare capacity at peak time.
184	Leafy Lane Playing Fields	SN13 0JY	Corsham	Yes	Trust	Secure	Mini	(5v5)	1	Good	1.5	6	4.5	0.5	Actual spare capacity at peak time.
184	Leafy Lane Playing Fields	SN13 0JY	Corsham	Yes	Trust	Secure	Mini	(5v5)	1	Standard	1	4	3	0.5	Actual spare capacity at peak time.
184	Leafy Lane Playing Fields	SN13 0JY	Corsham	Yes	Trust	Secure	Mini	(5v5)	1	Poor	1	2	1	-	Pitch is played to capacity at peak time.
184	Leafy Lane Playing Fields	SN13 0JY	Corsham	Yes	Trust	Secure	Mini	(7v7)	1	Good	2	6	4	0.5	Actual spare capacity at peak time.
184	Leafy Lane Playing Fields	SN13 0JY	Corsham	Yes	Trust	Secure	Mini	(7v7)	1	Standard	1	4	3	0.5	Actual spare capacity at peak time.
184	Leafy Lane Playing Fields	SN13 0JY	Corsham	Yes	Trust	Secure	Mini	(7v7)	1	Poor	1	2	1	0.5	Actual spare is discounted due to poor pitch quality
184	Leafy Lane Playing Fields	SN13 0JY	Corsham	Yes	Trust	Secure	Youth	(11v11)	2	Good	6.5	8	1.5	-	Pitch is played to capacity at peak time.
184	Leafy Lane Playing Fields	SN13 0JY	Corsham	Yes	Trust	Secure	Youth	(9v9)	1	Poor	1.5	1	0.5	0.5	Pitch is overplayed by 0.5 match equivalent sessions per week.
184	Leafy Lane Playing Fields	SN13 0JY	Corsham	Yes	Trust	Secure	Youth	(9v9)	1	Good	2	4	2	0.5	Actual spare capacity at peak time.
187	Little Marsh	BA14 6JE	Melksham	Yes	Sport Club	Secure	Adult		1	Poor	1	1	0	0.5	Pitch is played to capacity.
188	Longleaze Primary School	SN4 8BA	Royal Wootton Bassett & Cricklade	No	Education	Unsecure	Mini	(5v5)	1	Poor	1	2	1	1	Pitch is unavailable for community use.
189	Luckington Playing Field	SN14 6PB	Malmesbury	Yes	Community Organisation	Secure	Youth	(9v9)	1	Poor	0	1	1	1	Actual spare is discounted due to poor pitch quality
191	Ludgershall Sports & Social Club Football Ground	SP11 9QE	Tidworth	Yes	Sport Club	Secure	Adult		1	Poor	2	1	1	0.5	Pitch is overplayed by one match equivalent session per week.
192	Lydiard Millicent C of E Primary School	SN5 3LR	Royal Wootton Bassett & Cricklade	No	Education	Unsecure	Mini	(5v5)	1	Poor	1	2	1	1	Pitch is unavailable for community use.
193	Malmesbury C of E Primary School	SN16 9JR	Malmesbury	No	Education	Unsecure	Mini	(5v5)	2	Poor	2	4	2	2	Pitches are unavailable for community use.
194	Malmesbury School	SN16 0DF	Malmesbury	No	Education	Unsecure	Adult		2	Poor	2	2	0	2	Pitches are played to capacity.
194	Malmesbury School	SN16 0DF	Malmesbury	No	Education	Unsecure	Youth	(9v9)	2	Poor	2	2	0	2	Pitches are played to capacity.
195	Malmesbury Victoria Football Club	SN16 9JS	Malmesbury	Yes	Sport Club	Secure	Adult		1	Poor	1.5	1	0.5	-	Pitch is overplayed by 0.5 match equivalent sessions per week.
196	Mardon Vale Academy	SN11 9BD	Calne	No	Education	Unsecure	Youth	(9v9)	1	Poor	1	1	0	1	Pitch is played to capacity.
197	Marlborough College	SN8 1PA	Marlborough	No	Education	Unsecure	Adult		7	Good	7	21	14	7	Pitches are unavailable for community use.



**WILTSHIRE COUNCIL  
PLAYING PITCH ASSESSMENT REPORT**

Site ID	Site name	Post code	Analysis area	Com use	Management	Security of tenure	Pitch type	Pitch size	No. of pitches	Agreed quality rating	Current play <sup>6</sup>	Carrying capacity <sup>7</sup>	Capacity balance	Spare capacity in peak period	Comments
197	Marlborough College	SN8 1PA	Marlborough	No	Education	Unsecure	Mini	(5v5)	6	Good	6	36	30	6	Pitches are unavailable for community use.
197	Marlborough College	SN8 1PA	Marlborough	No	Education	Unsecure	Youth	(11v11)	4	Good	4	16	12	4	Pitches are unavailable for community use.
198	Marlborough Cricket Club	SN8 3HN	Marlborough	Yes	Sport Club	Secure	Mini	(5v5)	1	Standard	2	4	2	-	Pitch is played to capacity at peak time.
198	Marlborough Cricket Club	SN8 3HN	Marlborough	Yes	Sport Club	Secure	Mini	(7v7)	1	Standard	1.5	4	2.5	-	Pitch is played to capacity at peak time.
199	Marlborough Road Pitches	SP4 9AA	Stonehenge	Yes	MOD	Unsecure	Adult		1	Standard	1	2	1	1	Actual spare is discounted due to unsecure tenure.
200	Marlborough Rugby Club	SN8 1DL	Marlborough	Yes	Sport Club	Secure	Adult		1	Poor	0.5	1	0.5	0.5	Actual spare is discounted due to poor pitch quality
201	Marlborough Town Football Club	SN8 2BG	Marlborough	Yes	Sport Club	Secure	Adult		1	Poor	1.5	1	0.5	-	Pitch is overplayed by 0.5 match equivalent sessions per week.
202	Matravers School	BA13 3QH	Westbury	No	Education	Unsecure	Youth	(11v11)	2	Poor	2	2	0	1	Pitches are played to capacity.
202	Matravers School	BA13 3QH	Westbury	No	Education	Unsecure	Youth	(9v9)	1	Poor	1	1	0	1	Pitch is played to capacity.
205	Melksham Oak Community School	SN12 6QZ	Melksham	No	Education	Unsecure	Adult		4	Standard	4	8	4	4	Pitches are unavailable for community use.
206	Mere Peace Memorial Sports & Recreation Ground	BA12 6EP	South West Wiltshire	Yes	Council	Secure	Adult		1	Poor	2	1	1	0.5	Pitch is overplayed by one match equivalent session per week.
206	Mere Peace Memorial Sports & Recreation Ground	BA12 6EP	South West Wiltshire	Yes	Council	Secure	Youth	(9v9)	1	Standard	0	2	2	1	Actual spare capacity at peak time.
208	Middle Street Meadow	SP2 8LL	Salisbury	Yes	Council	Secure	Youth	(11v11)	1	Poor	4.5	1	3.5	-	Pitch is overplayed by 3.5 match equivalent sessions per week.
209	Minal Cricket Club and Sports Field	SN8 2LY	Marlborough	Yes	Sport Club	Secure	Mini	(5v5)	1	Poor	1	2	1	1	Actual spare is discounted due to poor pitch quality
209	Minal Cricket Club and Sports Field	SN8 2LY	Marlborough	Yes	Sport Club	Secure	Mini	(7v7)	1	Poor	2	2	0	1	Pitch is played to capacity.
210	Minety Church of England Primary School	SN16 9QL	Malmesbury	No	Education	Unsecure	Mini	(5v5)	1	Poor	1	2	1	1	Actual spare is discounted due to poor pitch quality
211	MOD Larkhill	SP4 8QT	Stonehenge	No	MOD	Unsecure	Adult		3	Good	3	9	6	3	Pitches are unavailable for community use
212	MOD Lyneham	SN15 4XX	Royal Wootton Bassett & Cricklade	Yes	MOD	Unsecure	Adult		5	Standard	0.5	10	9.5	4.5	Actual spare is discounted due to unsecure tenure.
214	Monkton Park Primary School	SN15 3PN	Chippenham & Villages	No	Education	Unsecure	Mini	(5v5)	1	Poor	1	2	1	1	Pitches are unavailable for community use
217	Netheravon Airfield	SP4 9SA	Stonehenge	No	MOD	Unsecure	Adult		1	Standard	1	2	1	1	Pitches are unavailable for community use
218	Netherhampton Road	SP2 8NP	South West Wiltshire	Yes	Council	Secure	Adult		2	Standard	6	4	2	2	Pitches are overplayed by two match equivalent sessions per week.
219	New Close Primary School	BA12 9JJ	Warminster	Yes	Education	Unsecure	Mini	(7v7)	1	Poor	1.5	2	0.5	-	Pitch is played to capacity at peak time.

**WILTSHIRE COUNCIL  
PLAYING PITCH ASSESSMENT REPORT**

Site ID	Site name	Post code	Analysis area	Com use	Management	Security of tenure	Pitch type	Pitch size	No. of pitches	Agreed quality rating	Current play <sup>6</sup>	Carrying capacity <sup>7</sup>	Capacity balance	Spare capacity in peak period	Comments
220	Nomansland Recreation Ground	SP5 2BY	Southern Wiltshire	Yes	Community Organisation	Secure	Mini	(5v5)	1	Poor	0	2	2	1	Actual spare is discounted due to poor pitch quality
220	Nomansland Recreation Ground	SP5 2BY	Southern Wiltshire	Yes	Community Organisation	Secure	Mini	(7v7)	1	Poor	0	2	2	1	Actual spare is discounted due to poor pitch quality
221	Noremarsch Junior School	SN4 8BT	Royal Wootton Bassett & Cricklade	No	Education	Unsecure	Mini	(5v5)	2	Poor	2	4	2	2	Pitches are unavailable for community use
222	North Bradley CE Primary School	BA14 0TA	Trowbridge	No	Education	Unsecure	Mini	(5v5)	2	Poor	1	2	1	1	Pitches are unavailable for community use
223	North Bradley Peace Memorial Trust Recreation Ground	BA14 0SL	Trowbridge	Yes	Trust	Secure	Mini	(5v5)	2	Poor	3	4	1	-	Pitches are played to capacity at peak time.
223	North Bradley Peace Memorial Trust Recreation Ground	BA14 0SL	Trowbridge	Yes	Trust	Secure	Mini	(7v7)	1	Poor	2	2	0	-	Pitch is played to capacity.
223	North Bradley Peace Memorial Trust Recreation Ground	BA14 0SL	Trowbridge	Yes	Trust	Secure	Youth	(9v9)	1	Poor	0.5	1	0.5	0.5	Actual spare is discounted due to poor pitch quality
224	Notton House School	SN15 2NF	Corsham	Yes	Education	Unsecure	Mini	(5v5)	1	Standard	1	4	3	1	Actual spare is discounted due to unsecure tenure.
224	Notton House School	SN15 2NF	Corsham	Yes	Education	Unsecure	Youth	(11v11)	1	Standard	0.5	2	1.5	0.5	Actual spare is discounted due to unsecure tenure.
225	Nunton Recreation Ground	SP5 4HZ	Southern Wiltshire	Yes	Sport Club	Secure	Adult		1	Poor	2.5	1	1.5	1	Pitch is overplayed by 1.5 match equivalent sessions per week.
228	Nursteed Road	SN10 3DX	Devizes	Yes	Sport Club	Secure	Adult		1	Good	4	3	1	-	Pitch is overplayed by one match equivalent sessions per week.
228	Nursteed Road	SN10 3DX	Devizes	Yes	Sport Club	Secure	Youth	(9v9)	1	Standard	2	2	0	-	Pitch is played to capacity.
229	Oakfield Stadium	SN12 7GU	Melksham	Yes	Sport Club	Secure	Adult		1	Good	1.5	3	1.5	-	Pitch is played to capacity at peak time - step pitch for Melksham Town FC.
229	Oakfield Stadium	SN12 7GU	Melksham	Yes	Sport Club	Secure	Adult		1	Good	2.5	3	0.5	-	Pitch is played to capacity at peak time.
229	Oakfield Stadium	SN12 7GU	Melksham	Yes	Sport Club	Secure	Mini	(5v5)	3	Standard	2.5	12	9.5	1.5	Actual spare capacity at peak time.
229	Oakfield Stadium	SN12 7GU	Melksham	Yes	Sport Club	Secure	Mini	(7v7)	2	Standard	5.5	8	2.5	-	Pitches are played to capacity at peak time.
229	Oakfield Stadium	SN12 7GU	Melksham	Yes	Sport Club	Secure	Youth	(11v11)	4	Standard	5	8	3	0.5	Actual spare capacity at peak time.
229	Oakfield Stadium	SN12 7GU	Melksham	Yes	Sport Club	Secure	Youth	(9v9)	2	Good	2.5	8	5.5	0.5	Actual spare capacity at peak time.
229	Oakfield Stadium	SN12 7GU	Melksham	Yes	Sport Club	Secure	Youth	(9v9)	1	Standard	1.5	2	0.5	-	Pitch is played to capacity at peak time.
230	Oaksey Playing Field	SN16 9TG	Malmesbury	Yes	Trust	Secure	Mini	(7v7)	1	Poor	0.5	2	1.5	1	Actual spare is discounted due to poor pitch quality
230	Oaksey Playing Field	SN16 9TG	Malmesbury	Yes	Trust	Secure	Youth	(9v9)	1	Poor	0.5	1	0.5	0.5	Actual spare is discounted due to poor pitch quality

**WILTSHIRE COUNCIL  
PLAYING PITCH ASSESSMENT REPORT**

Site ID	Site name	Post code	Analysis area	Com use	Management	Security of tenure	Pitch type	Pitch size	No. of pitches	Agreed quality rating	Current play <sup>6</sup>	Carrying capacity <sup>7</sup>	Capacity balance	Spare capacity in peak period	Comments
231	Oneschool Global UK Salisbury Campus	SP2 0JE	South West Wiltshire	No	Education	Unsecure	Mini	(5v5)	1	Poor	1	2	1	1	Pitch is unavailable for community use
231	Oneschool Global UK Salisbury Campus	SP2 0JE	South West Wiltshire	No	Education	Unsecure	Youth	(9v9)	2	Poor	2	2	0	2	Pitch is played to capacity.
233	Pembroke Park Primary School	SP2 9LY	Salisbury	No	Education	Unsecure	Adult		1	Poor	1	1	0	1	Pitch is played to capacity.
233	Pembroke Park Primary School	SP2 9LY	Salisbury	No	Education	Unsecure	Mini	(5v5)	2	Poor	2	4	2	2	Pitches are unavailable for community use.
233	Pembroke Park Primary School	SP2 9LY	Salisbury	No	Education	Unsecure	Youth	(9v9)	1	Poor	1	1	0	1	Pitch is played to capacity.
236	Pewsey Old Hospital Pitches	SN9 5NL	Pewsey	Yes	Sport Club	Secure	Mini	(5v5)	1	Poor	2	2	0	-	Pitch is played to capacity.
236	Pewsey Old Hospital Pitches	SN9 5NL	Pewsey	Yes	Sport Club	Secure	Mini	(7v7)	1	Poor	1	2	1	-	Pitch is played to capacity at peak time.
236	Pewsey Old Hospital Pitches	SN9 5NL	Pewsey	Yes	Sport Club	Secure	Youth	(9v9)	1	Poor	1.5	1	0.5	-	Pitch is overplayed by 0.5 match equivalent sessions per week.
237	Pewsey Vale Football Club	SN9 5BS	Pewsey	Yes	Sport Club	Secure	Adult		1	Poor	1	1	0	-	Pitch is played to capacity.
237	Pewsey Vale Football Club	SN9 5BS	Pewsey	Yes	Sport Club	Secure	Mini	(7v7)	2	Poor	0	4	4	2	Actual spare is discounted due to poor pitch quality
239	Pitton C of E Primary School	SP5 1DT	Southern Wiltshire	No	Education	Unsecure	Mini	(5v5)	2	Poor	2	4	2	2	Pitches are unavailable for community use.
242	Poultton Recreation Field	BA15 1EA	Bradford-on-Avon	Yes	Council	Secure	Mini	(7v7)	3	Poor	1	6	5	2.5	Actual spare is discounted due to poor pitch quality
244	Princecroft Primary School	BA12 8NT	Warminster	Yes	Education	Unsecure	Youth	(9v9)	1	Poor	2	1	1	0.5	Pitch is overplayed by one match equivalent session per week.
246	Purton FC (The Redhouse)	SN5 4DT	Royal Wootton Bassett & Cricklade	Yes	Sport Club	Secure	Adult		1	Standard	2	2	0	-	Pitch is played to capacity.
248	Queen Elizabeth II Diamond Jubilee Field (Melksham)	SN12 6TL	Melksham	Yes	Council	Secure	Adult		1	Standard	3	2	1	0.5	Pitch is overplayed by one match equivalent session per week.
248	Queen Elizabeth II Diamond Jubilee Field (Melksham)	SN12 6TL	Melksham	Yes	Council	Secure	Mini	(5v5)	3	Standard	4.5	12	7.5	-	Pitches are played to capacity at peak time.
248	Queen Elizabeth II Diamond Jubilee Field (Melksham)	SN12 6TL	Melksham	Yes	Council	Secure	Mini	(7v7)	2	Standard	4.5	8	3.5	-	Pitches are played to capacity at peak time.
248	Queen Elizabeth II Diamond Jubilee Field (Melksham)	SN12 6TL	Melksham	Yes	Council	Secure	Youth	(9v9)	2	Standard	5	4	1	-	Pitches are overplayed by one match equivalent session per week.
249	Queen Elizabeth II Playing Fields (Minety)	SN16 9QH	Malmesbury	Yes	Community Organisation	Secure	Adult		1	Good	1	3	2	-	Pitch is played to capacity at peak time.
249	Queen Elizabeth II Playing Fields (Minety)	SN16 9QH	Malmesbury	Yes	Community Organisation	Secure	Mini	(7v7)	1	Good	0	6	6	1	Actual spare capacity at peak time.

**WILTSHIRE COUNCIL  
PLAYING PITCH ASSESSMENT REPORT**

Site ID	Site name	Post code	Analysis area	Com use	Management	Security of tenure	Pitch type	Pitch size	No. of pitches	Agreed quality rating	Current play <sup>6</sup>	Carrying capacity <sup>7</sup>	Capacity balance	Spare capacity in peak period	Comments
250	Queen's Crescent Primary School	SN14 0QT	Chippenham & Villages	No	Education	<b>Unsecure</b>	Mini	(7v7)	1	Poor	1	2	1	1	Pitch is unavailable for community use.
251	Ramsbury Recreation Centre	SN8 2RB	Marlborough	Yes	Trust	Secure	Youth	(11v11)	1	Standard	2	2	0	-	Pitch is played to capacity.
251	Ramsbury Recreation Centre	SN8 2RB	Marlborough	Yes	Trust	Secure	Youth	(9v9)	1	Standard	4.5	2	2.5	-	Pitch is overplayed by 2.5 match equivalent sessions per week.
252	Red Bull Pitches	SN16 0RA	Malmesbury	Yes	Sport Club	Secure	Mini	(5v5)	2	Standard	2.5	8	5.5	2	Actual spare capacity at peak time.
252	Red Bull Pitches	SN16 0RA	Malmesbury	Yes	Sport Club	Secure	Mini	(7v7)	1	Poor	1	2	1	0.5	Actual spare is discounted due to poor pitch quality
252	Red Bull Pitches	SN16 0RA	Malmesbury	Yes	Sport Club	Secure	Youth	(11v11)	1	Good	1	4	3	-	Pitch is played to capacity at peak time.
252	Red Bull Pitches	SN16 0RA	Malmesbury	Yes	Sport Club	Secure	Youth	(11v11)	1	Poor	0.5	1	0.5	0.5	Actual spare is discounted due to poor pitch quality
252	Red Bull Pitches	SN16 0RA	Malmesbury	Yes	Sport Club	Secure	Youth	(9v9)	1	Poor	1	1	0	-	Pitch is played to capacity.
252	Red Bull Pitches	SN16 0RA	Malmesbury	Yes	Sport Club	Secure	Youth	(9v9)	1	Standard	1.5	2	0.5	0.5	Actual spare capacity at peak time.
253	Redland Lane	BA13 3QA	Westbury	Yes	Sport Club	Secure	Mini	(5v5)	1	Standard	1	4	3	-	Pitch is played to capacity at peak time.
253	Redland Lane	BA13 3QA	Westbury	Yes	Sport Club	Secure	Mini	(7v7)	1	Standard	2	4	2	-	Pitch is played to capacity at peak time.
253	Redland Lane	BA13 3QA	Westbury	Yes	Sport Club	Secure	Youth	(11v11)	1	Standard	2.5	2	0.5	-	Pitch is overplayed by 0.5 match equivalent sessions per week.
253	Redland Lane	BA13 3QA	Westbury	Yes	Sport Club	Secure	Youth	(9v9)	1	Standard	1	2	1	0.5	Actual spare capacity at peak time.
254	Redlynch Recreation Ground	SP5 2LN	Southern Wiltshire	Yes	Community Organisation	Secure	Adult		2	Poor	2.5	2	0.5	-	Pitches are overplayed by 0.5 match equivalent sessions per week.
255	Royal Wootton Bassett Academy	SN4 7HG	Royal Wootton Bassett & Cricklade	No	Education	<b>Unsecure</b>	Adult		1	Poor	1	1	0	1	Pitch is played to capacity.
257	Rushall C of E Primary School	SN9 6EN	Pewsey	No	Education	<b>Unsecure</b>	Mini	(5v5)	1	Poor	1	2	1	1	Pitch is unavailable for community use.
260	Salisbury FC	SP4 6PU	Southern Wiltshire	Yes	Sport Club	Secure	Adult		1	Standard	1.5	2	0.5	-	Pitch is played to capacity at peak time.
261	Salisbury Road Recreation Ground	SN8 4AE	Marlborough	Yes	Council	Secure	Youth	(9v9)	1	Poor	3.5	1	2.5	-	Pitch is overplayed by 2.5 match equivalent sessions per week.
263	Sandroyd School	SP5 5QD	South West Wiltshire	No	Education	<b>Unsecure</b>	Youth	(11v11)	2	Good	2	8	6	2	Pitches are unavailable for community use.
264	Sands Lane Rowde	SN10 2QW	Devizes	Yes	Council	Secure	Adult		1	Poor	0.5	1	0.5	0.5	Actual spare is discounted due to poor pitch quality
265	Sarum Academy	SP2 9HS	Salisbury	Yes	Education	<b>Unsecure</b>	Adult		1	Standard	0.5	2	1.5	1	Actual spare is discounted due to unsecure tenure.
265	Sarum Academy	SP2 9HS	Salisbury	Yes	Education	<b>Unsecure</b>	Youth	(9v9)	1	Standard	1	2	1	-	Pitch is played to capacity at peak time.
266	Sarum St Pauls CE Primary School	SP2 7DG	Salisbury	No	Education	<b>Unsecure</b>	Mini	(7v7)	1	Poor	1	2	1	1	Pitch is unavailable for community use.

**WILTSHIRE COUNCIL  
PLAYING PITCH ASSESSMENT REPORT**

Site ID	Site name	Post code	Analysis area	Com use	Management	Security of tenure	Pitch type	Pitch size	No. of pitches	Agreed quality rating	Current play <sup>6</sup>	Carrying capacity <sup>7</sup>	Capacity balance	Spare capacity in peak period	Comments
267	School Lane Playing Field	BA14 8UU	Bradford-on-Avon	Yes	Council	Secure	Mini	(5v5)	1	Poor	1	2	1	-	Pitch is played to capacity at peak time.
267	School Lane Playing Field	BA14 8UU	Bradford-on-Avon	Yes	Council	Secure	Mini	(7v7)	1	Poor	0.5	2	1.5	1	Actual spare is discounted due to poor pitch quality
267	School Lane Playing Field	BA14 8UU	Bradford-on-Avon	Yes	Council	Secure	Youth	(11v11)	1	Poor	2	1	1	-	Pitch is overplayed by one match equivalent session per week.
267	School Lane Playing Field	BA14 8UU	Bradford-on-Avon	Yes	Council	Secure	Youth	(9v9)	1	Poor	1	1	0	1	Pitch is played to capacity.
268	Seagry C of E Primary School	SN15 5EX	Chippenham & Villages	No	Education	Unsecure	Mini	(7v7)	1	Poor	1	2	1	1	Pitch is unavailable for community use.
270	Seend Church of England Primary School	SN12 6NJ	Devizes	No	Education	Unsecure	Mini	(5v5)	2	Poor	1	2	1	1	Pitch is unavailable for community use.
271	Seend Lye Field	SN12 6NS	Devizes	Yes	Community Organisation	Secure	Adult		1	Poor	1	1	0	0.5	Pitch is played to capacity.
272	Seymour Playing Fields	BA14 8LX	Trowbridge	Yes	Commercial Management	Secure	Adult		1	Poor	0	1	1	1	Actual spare is discounted due to poor pitch quality
274	Shalbourne Recreation Ground	SN8 3PZ	Pewsey	Yes	Sport Club	Secure	Adult		1	Poor	0	1	1	1	Actual spare is discounted due to poor pitch quality
275	Shaw Village Hall	SN12 8EP	Melksham	Yes	Community Organisation	Secure	Adult		1	Poor	1	1	0	1	Pitch is played to capacity.
276	Sheldon School	SN14 6HJ	Chippenham & Villages	Yes	Education	Unsecure	Youth	(11v11)	4	Poor	4	4	0	-	Pitches are played to capacity.
277	Shrewton Recreation Ground	SP3 4JU	Stonehenge	Yes	Trust	Secure	Adult		1	Poor	0.5	1	0.5	0.5	Actual spare is discounted due to poor pitch quality
278	Silverwood School	SN10 2QQ	Devizes	No	Education	Unsecure	Youth	(9v9)	1	Poor	1	1	0	1	Pitch is played to capacity.
280	Somme Road - Aspire Defence Ground	SP11 9LS	Tidworth	Yes	MOD	Unsecure	Adult		1	Standard	1	2	1	1	Actual spare is discounted due to unsecure tenure.
281	South Newton Rec	SP2 0QD	Stonehenge	Yes	Council	Secure	Adult		1	Poor	2.5	1	1.5	0.5	Pitch is overplayed by 1.5 match equivalent sessions per week.
281	South Newton Rec	SP2 0QD	Stonehenge	Yes	Council	Secure	Youth	(9v9)	1	Poor	2	1	1	-	Pitch is overplayed by one match equivalent session per week.
283	Southbroom St James Academy	SN10 3AH	Devizes	Yes	Education	Unsecure	Adult		1	Poor	0	1	1	1	Actual spare is discounted due to unsecure tenure.
283	Southbroom St James Academy	SN10 3AH	Devizes	Yes	Education	Unsecure	Youth	(11v11)	1	Poor	0.5	1	0.5	0.5	Actual spare is discounted due to unsecure tenure.
284	Southwick Playing Field	BA14 9QN	Trowbridge	Yes	Community Organisation	Secure	Adult		1	Poor	1	1	0	1	Pitch is played to capacity.
287	Springfields Academy	SN11 0DS	Calne	No	Education	Unsecure	Youth	(9v9)	1	Poor	1	1	0	1	Pitch is played to capacity.
289	St Andrews C of E Primary School	SP1 1QX	Southern Wiltshire	No	Education	Unsecure	Youth	(11v11)	2	Poor	2	2	0	2	Pitch is played to capacity.
291	St Barnabas C of E Primary School	SN10 4NT	Devizes	No	Education	Unsecure	Mini	(5v5)	1	Poor	1	2	1	1	Pitch is unavailable for community use.
294	St Francis School	SN9 5NT	Pewsey	No	Education	Unsecure	Mini	(7v7)	2	Poor	2	4	2	2	Pitches are unavailable for community use.
295	St Johns C of E Primary School	BA12 9JY	Warminster	No	Education	Unsecure	Mini	(7v7)	1	Poor	1	2	1	1	Pitch is unavailable for community use.

**WILTSHIRE COUNCIL  
PLAYING PITCH ASSESSMENT REPORT**

Site ID	Site name	Post code	Analysis area	Com use	Management	Security of tenure	Pitch type	Pitch size	No. of pitches	Agreed quality rating	Current play <sup>6</sup>	Carrying capacity <sup>7</sup>	Capacity balance	Spare capacity in peak period	Comments
296	St Johns Catholic Primary School	BA14 9EA	Trowbridge	No	Education	<b>Unsecure</b>	Mini	(5v5)	2	Poor	2	4	2	2	Pitches are unavailable for community use.
297	St John's Marlborough	SN8 4AX	Marlborough	No	Education	<b>Unsecure</b>	Adult		2	Standard	2	4	2	2	Pitches are unavailable for community use.
299	St Laurence School	BA15 1DZ	Bradford-on-Avon	Yes	Education	<b>Unsecure</b>	Adult		1	Poor	0	1	1	1	Actual spare is discounted due to unsecure tenure.
299	St Laurence School	BA15 1DZ	Bradford-on-Avon	Yes	Education	<b>Unsecure</b>	Youth	(11v11)	2	Poor	3.5	2	1.5	-	Pitch is overplayed by 1.5 match equivalent sessions per week.
300	St Martins C of E VA Primary School	SP1 2RG	Salisbury	No	Education	<b>Unsecure</b>	Mini	(5v5)	1	Poor	1	2	1	1	Pitch is unavailable for community use.
302	St Marys RC Primary School	SN15 2AH	Chippenham & Villages	No	Education	<b>Unsecure</b>	Mini	(7v7)	1	Poor	1	2	1	1	Pitch is unavailable for community use.
303	St Marys Recreation Field	BA14 6EN	Melksham	Yes	Council	Secure	Adult		1	Standard	0.5	2	1.5	0.5	Actual spare capacity at peak time.
307	St Sampsons CE Primary School	SN6 6AX	Royal Wootton Bassett & Cricklade	No	Education	<b>Unsecure</b>	Mini	(7v7)	1	Poor	1	2	1	1	Pitch is unavailable for community use.
308	St. Mary's C of E Primary School	SN5 4AR	Royal Wootton Bassett & Cricklade	No	Education	<b>Unsecure</b>	Mini	(5v5)	1	Poor	1	2	1	1	Pitch is unavailable for community use.
310	Stanley Park Sports Ground	SN15 3RR	Chippenham & Villages	Yes	Council	Secure	Adult		3	Good	5.5	9	3.5	1.5	Actual spare capacity at peak time.
310	Stanley Park Sports Ground	SN15 3RR	Chippenham & Villages	Yes	Council	Secure	Mini	(5v5)	3	Good	4	18	14	-	Pitches are played to capacity at peak time.
310	Stanley Park Sports Ground	SN15 3RR	Chippenham & Villages	Yes	Council	Secure	Mini	(7v7)	1	Good	5	6	1	-	Pitch is played to capacity at peak time.
310	Stanley Park Sports Ground	SN15 3RR	Chippenham & Villages	Yes	Council	Secure	Youth	(11v11)	3	Good	7	12	5	-	Pitches are played to capacity at peak time.
310	Stanley Park Sports Ground	SN15 3RR	Chippenham & Villages	Yes	Council	Secure	Youth	(9v9)	1	Good	5.5	4	1.5	-	Pitch is overplayed by 1.5 match equivalent sessions per week.
314	Studley Green Community Centre	BA14 9HA	Trowbridge	Yes	Council	Secure	Adult		1	Poor	4	1	3	1	Pitch is overplayed by three match equivalent sessions per week.
314	Studley Green Community Centre	BA14 9HA	Trowbridge	Yes	Council	Secure	Youth	(11v11)	1	Poor	7.5	1	6.5	-	Pitch is overplayed by 6.5 match equivalent sessions per week.
316	Sutton Benger C of E Aided Primary School	SN15 4RP	Chippenham & Villages	No	Education	<b>Unsecure</b>	Mini	(5v5)	1	Poor	1	2	1	1	Pitch is unavailable for community use.
317	Sutton Benger Recreation Ground	SN15 4RU	Chippenham & Villages	Yes	Community Organisation	Secure	Adult		1	Poor	0.5	1	0.5	0.5	Actual spare is discounted due to poor pitch quality
318	Swinton Barracks	SP11 9LQ	Tidworth	No	MOD	<b>Unsecure</b>	Adult		1	Standard	1	2	1	1	Pitch is unavailable for community use.
320	Tedworth Park Polo Club (Tidworth Site)	SP9 7AH	Tidworth	No	MOD	<b>Unsecure</b>	Adult		1	Standard	1	2	1	1	Pitch is unavailable for community use.
323	The Clarendon Academy	BA14 0DJ	Trowbridge	No	Education	<b>Unsecure</b>	Youth	(11v11)	2	Standard	2	4	2	2	Pitches are unavailable for community use.
325	The Corsham School	SN13 9DF	Corsham	No	Education	<b>Unsecure</b>	Adult		2	Poor	2	2	0	2	Pitches are played to capacity.

**WILTSHIRE COUNCIL  
PLAYING PITCH ASSESSMENT REPORT**

Site ID	Site name	Post code	Analysis area	Com use	Management	Security of tenure	Pitch type	Pitch size	No. of pitches	Agreed quality rating	Current play <sup>6</sup>	Carrying capacity <sup>7</sup>	Capacity balance	Spare capacity in peak period	Comments
328	The Elisha Field	SN10 4NT	Devizes	Yes	Council	Secure	Mini	(5v5)	2	Poor	1	2	1	0.5	Actual spare is discounted due to poor pitch quality
328	The Elisha Field	SN10 4NT	Devizes	Yes	Council	Secure	Mini	(7v7)	2	Poor	1.5	4	2.5	1.5	Actual spare is discounted due to poor pitch quality
328	The Elisha Field	SN10 4NT	Devizes	Yes	Council	Secure	Youth	(11v11)	1	Poor	1.5	1	0.5	-	Pitch is overplayed by 0.5 match equivalent sessions per week.
333	The Knockdown Road Sports Field	SN16 0NJ	Malmesbury	Yes	Council	Secure	Adult		1	Standard	1	2	1	-	Pitch is played to capacity at peak time.
333	The Knockdown Road Sports Field	SN16 0NJ	Malmesbury	Yes	Council	Secure	Mini	(7v7)	1	Standard	0	4	4	1	Actual spare capacity at peak time.
337	The Trafalgar School at Downton	SP5 3HN	Southern Wiltshire	No	Education	Unsecure	Adult		2	Poor	2	2	0	2	Pitches are played to capacity.
337	The Trafalgar School at Downton	SP5 3HN	Southern Wiltshire	No	Education	Unsecure	Mini	(7v7)	2	Poor	2	4	2	2	Pitches are unavailable for community use.
340	The Wellington Academy	SP11 9RR	Tidworth	No	Education	Unsecure	Adult		1	Standard	1	2	1	1	Pitch is unavailable for community use.
342	Tidworth Oval	SP9 7SB	Tidworth	Yes	MOD	Unsecure	Adult		1	Standard	0	2	2	1	Actual spare is discounted due to unsecure tenure.
343	Tidworth Town Football Club Homeground	SP9 7AN	Tidworth	Yes	Sport Club	Secure	Adult		1	Standard	2	2	0	1	Pitch is played to capacity.
343	Tidworth Town Football Club Homeground	SP9 7AN	Tidworth	Yes	Sport Club	Secure	Adult		1	Poor	1.5	1	0.5	1	Pitch is overplayed by 0.5 match equivalent sessions per week.
343	Tidworth Town Football Club Homeground	SP9 7AN	Tidworth	Yes	Sport Club	Secure	Mini	(5v5)	1	Poor	1	2	1	1	Actual spare is discounted due to poor pitch quality
343	Tidworth Town Football Club Homeground	SP9 7AN	Tidworth	Yes	Sport Club	Secure	Mini	(7v7)	1	Poor	1.5	2	0.5	0.5	Actual spare is discounted due to poor pitch quality
343	Tidworth Town Football Club Homeground	SP9 7AN	Tidworth	Yes	Sport Club	Secure	Youth	(9v9)	1	Poor	1.5	1	0.5	1	Pitch is overplayed by 0.5 match equivalent sessions per week.
344	Tisbury Lower Recreation Ground	SP3 6JR	South West Wiltshire	Yes	Sport Club	Secure	Adult		1	Standard	1	2	1	-	Pitch is played to capacity at peak time.
349	Victoria Park (Salisbury)	SP1 3RP	Salisbury	Yes	Council	Secure	Adult		1	Poor	3	1	2	-	Pitch is overplayed by two match equivalent sessions per week.
350	Victory Field Recreation Ground	BA15 1LE	Bradford-on-Avon	Yes	Community Organisation	Secure	Mini	(5v5)	1	Poor	1	2	1	0.5	Actual spare is discounted due to poor pitch quality
350	Victory Field Recreation Ground	BA15 1LE	Bradford-on-Avon	Yes	Community Organisation	Secure	Mini	(7v7)	1	Poor	1	2	1	-	Pitch is played to capacity at peak time.
350	Victory Field Recreation Ground	BA15 1LE	Bradford-on-Avon	Yes	Community Organisation	Secure	Youth	(9v9)	1	Poor	2.5	1	1.5	0.5	Pitch is overplayed by 1.5 match equivalent sessions per week.
351	Walwayne Court School	BA14 9DU	Trowbridge	No	Education	Unsecure	Mini	(5v5)	1	Poor	1	2	1	1	Pitch is unavailable for community use.
354	Warminster Highbury Youth Football Club	BA12 9DG	Warminster	Yes	Sport Club	Secure	Adult		1	Standard	1	2	1	1	Actual spare capacity at peak time.
356	Kingdown School Playing Field	BA12 9EZ	Warminster	Yes	Education	Unsecure	Adult		2	Standard	0.5	4	3.5	2	Actual spare is discounted due to unsecure tenure.

**WILTSHIRE COUNCIL  
PLAYING PITCH ASSESSMENT REPORT**

Site ID	Site name	Post code	Analysis area	Com use	Management	Security of tenure	Pitch type	Pitch size	No. of pitches	Agreed quality rating	Current play <sup>6</sup>	Carrying capacity <sup>7</sup>	Capacity balance	Spare capacity in peak period	Comments
359	Warminster School	BA12 8PJ	Warminster	No	Education	<b>Unsecure</b>	Adult		2	Good	2	6	4	2	Pitches are unavailable for community use.
359	Warminster School	BA12 8PJ	Warminster	No	Education	<b>Unsecure</b>	Youth	(11v11)	1	Good	1	4	3	1	Pitch is unavailable for community use.
360	Warminster Town Football Club	BA12 9NS	Warminster	Yes	Sport Club	Secure	Adult		1	Poor	2	1	1	-	Pitch is overplayed by one match equivalent session per week.
361	West Ashton C of E Primary School	BA14 6AZ	Trowbridge	No	Education	<b>Unsecure</b>	Mini	(5v5)	1	Poor	1	2	1	1	Pitch is unavailable for community use.
362	West Lavington Playing Field	SN10 4HR	Devizes	Yes	Council	Secure	Adult		1	Poor	1.5	1	0.5	1	Pitch is overplayed by 0.5 match equivalent sessions per week.
363	Westbury C of E Junior School	BA13 3LY	Westbury	No	Education	<b>Unsecure</b>	Youth	(9v9)	1	Poor	1	1	0	1	Pitch is played to capacity.
365	Westbury United Football Club	BA13 3AF	Westbury	Yes	Sport Club	Secure	Adult		1	Standard	1	2	1	-	Pitch is played to capacity at peak time.
368	Westwood Playing Field	BA15 2DL	Bradford-on-Avon	Yes	Council	Secure	Adult		1	Poor	0	1	1	1	Actual spare is discounted due to poor pitch quality
370	White Lion Park	SN16 0QP	Malmesbury	Yes	Council	Secure	Mini	(7v7)	2	Poor	0	4	4	2	Actual spare is discounted due to poor pitch quality
371	Whiteparish Memorial Ground	SP5 2SU	Southern Wiltshire	Yes	Community Organisation	Secure	Adult		1	Poor	0	1	1	1	Actual spare is discounted due to poor pitch quality
374	Wiltshire College Lackham	SN15 2NY	Corsham	No	Education	<b>Unsecure</b>	Adult		1	Standard	1	2	1	1	Pitch is unavailable for community use.
378	Winterbourne Earls CE Primary School	SP4 6HA	Southern Wiltshire	No	Education	<b>Unsecure</b>	Mini	(7v7)	1	Poor	1	2	1	1	Pitch is unavailable for community use.
380	Wylve Valley Church of England Voluntary Aided Primary School	BA12 0PN	Warminster	No	Education	<b>Unsecure</b>	Mini	(7v7)	1	Poor	1	2	1	1	Pitch is unavailable for community use.
381	Yatton Keynell Jubilee Playing Field	SN14 7BD	Chippenham & Villages	Yes	Sport Club	Secure	Youth	(11v11)	1	Poor	0	1	1	1	Actual spare is discounted due to poor pitch quality
383	Zouch Academy	SP9 7JF	Tidworth	No	Education	<b>Unsecure</b>	Mini	(7v7)	1	Poor	1	2	1	1	Pitch is unavailable for community use.
398	Land Warfare Centre (Site 2)	BA12 9DT	Warminster	No	MOD	<b>Unsecure</b>	Adult		5	Standard	5	10	5	5	Pitches are unavailable for community use.
399	Larkhill Sports Ground	SP4 8LX	Stonehenge	Yes	MOD	<b>Unsecure</b>	Adult		2	Standard	1.5	4	2.5	2	Actual spare is discounted due to unsecure tenure.
400	Hudson's Field	SP1 3SB	Salisbury	Yes	Council	Secure	Adult		3	Poor	1.5	3	1.5	1.5	Actual spare is discounted due to poor pitch quality
401	Buckley Barracks	SN14 6BN	Chippenham & Villages	No	MOD	<b>Unsecure</b>	Adult		1	Standard	1	2	1	1	Pitch is unavailable for community use.



# WILTSHIRE COUNCIL PLAYING PITCH ASSESSMENT REPORT

## **Actual spare capacity**

Actual spare capacity totals 36.5 match equivalent sessions per week across 57 pitches. This has been aggregated up by area and by pitch type below.

Table 2.16: Summary of actual spare capacity on grass football pitches

Analysis area	Actual spare capacity (match equivalent sessions per week)					Total
	Adult	Youth 11v11	Youth 9v9	Mini 7v7	Mini 5v5	
Stonehenge	-	-	-	-	-	<b>0</b>
Bradford-on-Avon	0.5	-	-	-	-	<b>0.5</b>
Calne	2.5	-	-	1.5	0.5	<b>4.5</b>
Chippenham & Villages	1.5	-	-	-	1	<b>2.5</b>
Corsham	4	-	0.5	1	1	<b>6.5</b>
Devizes	-	-	-	-	-	<b>0</b>
Malmesbury	-	-	1.5	2	2	<b>5.5</b>
Marlborough	-	1	-	-	-	<b>1</b>
Melksham	0.5	0.5	0.5	-	1.5	<b>3</b>
Pewsey	1	0.5	-	-	-	<b>1.5</b>
Royal Wootton Bassett & Cricklade	-	1	-	-	-	<b>1</b>
Salisbury	1	-	-	-	-	<b>1</b>
South West Wiltshire	-	-	1	-	-	<b>1</b>
Southern Wiltshire	-	-	3	1	1.5	<b>5.5</b>
Tidworth	-	-	-	-	-	<b>0</b>
Trowbridge	0.5	-	-	-	-	<b>0.5</b>
Warminster	1	-	-	-	-	<b>1</b>
Westbury	0.5	-	1	-	-	<b>1.5</b>
<b>Wiltshire</b>	<b>13</b>	<b>3</b>	<b>7.5</b>	<b>5.5</b>	<b>7.5</b>	<b>36.5</b>

Most actual spare capacity is identified on adult pitches (13 match equivalent sessions), although there is spare capacity identified across all pitch types. The least is identified on youth 11v11 pitches (three match equivalent sessions), with this aligning it to being the most prominent format of play.

On an analysis area basis, most actual spare capacity is in the Corsham Analysis Area (6.5 match equivalent sessions), followed by the Malmesbury and Southern Wiltshire analysis areas (both 5.5 match equivalent sessions). No actual spare capacity is found in the Stonehenge, Devizes and Tidworth analysis areas.

## **Overplay**

Overplay occurs when there is more play accommodated on a site than it can sustain (which can often be due to the low carrying capacity caused by poor quality). In Wiltshire, 59 pitches across 45 sites are overplayed by a combined total of 69 match equivalent sessions per week.

# WILTSHIRE COUNCIL PLAYING PITCH ASSESSMENT REPORT

Table 2.17: Summary of overplay of grass football pitches

Site ID	Site name	Analysis area	Pitch type	No. of pitches	Capacity rating (match equivalent sessions per week)
3	Alderbury Football Club	Southern Wiltshire	Adult	1	1
15	Archers Gate Centenary Pavilion	Stonehenge	Adult	1	0.5
15	Archers Gate Centenary Pavilion	Stonehenge	Youth (9v9)	1	1.5
24	Barrys Field	Southern Wiltshire	Youth (11v11)	2	0.5
31	Beversbrook Sports Facility	Calne	Youth (11v11)	2	4
42	Bowood Sports Ground	Calne	Youth (11v11)	1	0.5
46	Bradon Forest School	Royal Wootton Bassett & Cricklade	Youth (9v9)	1	0.5
49	Brian White Head Sports & Social Club	Southern Wiltshire	Adult	1	3.5
61	Castle Combe Sports Field	Chippenham & Villages	Youth (11v11)	1	1
89	Corsham Town Football Club	Corsham	Adult	1	0.5
100	Daykin Estates Ground	Trowbridge	Youth (11v11)	1	1.5
100	Daykin Estates Ground	Trowbridge	Youth (9v9)	1	0.5
114	Durrington Recreation Ground	Stonehenge	Adult	1	0.5
116	Elcot Lane Playing Field	Marlborough	Youth (9v9)	1	0.5
127	Forest Community Centre	Melksham	Adult	1	0.5
130	Gerard Buxton Sports Ground	Royal Wootton Bassett & Cricklade	Youth (11v11)	1	2
130	Gerard Buxton Sports Ground	Royal Wootton Bassett & Cricklade	Youth (9v9)	1	0.5
136	Green Lane Playing Fields	Devizes	Youth (11v11)	1	1
136	Green Lane Playing Fields	Devizes	Youth (9v9)	1	1
150	High Road Playing Fields	Malmesbury	Youth (11v11)	1	1.5
150	High Road Playing Fields	Malmesbury	Youth (9v9)	1	1
181	Laverstock & Ford Sports Club	Southern Wiltshire	Adult	1	1.5
184	Leafy Lane Playing Fields	Corsham	Youth (9v9)	1	0.5

# WILTSHIRE COUNCIL PLAYING PITCH ASSESSMENT REPORT

Site ID	Site name	Analysis area	Pitch type	No. of pitches	Capacity rating (match equivalent sessions per week)
191	Ludgershall Sports & Social Club Football Ground	Tidworth	Adult	1	1
195	Malmesbury Victoria Football Club	Malmesbury	Adult	1	0.5
201	Marlborough Town Football Club	Marlborough	Adult	1	0.5
206	Mere Peace Memorial Sports & Recreation Ground	South West Wiltshire	Adult	1	1
208	Middle Street Meadow	Salisbury	Youth (11v11)	1	3.5
218	Netherhampton Road	South West Wiltshire	Adult	2	2
225	Nunton Recreation Ground	Southern Wiltshire	Adult	1	1.5
228	Nursteed Road	Devizes	Adult	1	1
236	Pewsey Old Hospital Pitches	Pewsey	Youth (9v9)	1	0.5
244	Princecroft Primary School	Warminster	Youth (9v9)	1	1
248	Queen Elizabeth II Diamond Jubilee Field (Melksham)	Melksham	Adult	1	1
248	Queen Elizabeth II Diamond Jubilee Field (Melksham)	Melksham	Youth (9v9)	2	1
251	Ramsbury Recreation Centre	Marlborough	Youth (9v9)	1	2.5
253	Redland Lane	Westbury	Youth (11v11)	1	0.5
254	Redlynch Recreation Ground	Southern Wiltshire	Adult	2	0.5
261	Salisbury Road Recreation Ground	Marlborough	Youth (9v9)	1	2.5
267	School Lane Playing Field	Bradford-on-Avon	Youth (11v11)	1	1
281	South Newton Rec	Stonehenge	Adult	1	1.5
281	South Newton Rec	Stonehenge	Youth (9v9)	1	1
299	St Laurence School	Bradford-on-Avon	Youth (11v11)	2	1.5
310	Stanley Park Sports Ground	Chippenham & Villages	Youth (9v9)	1	1.5
314	Studley Green Community Centre	Trowbridge	Adult	1	3
314	Studley Green Community Centre	Trowbridge	Youth (11v11)	1	6.5
328	The Elisha Field	Devizes	Youth (11v11)	1	0.5

# WILTSHIRE COUNCIL PLAYING PITCH ASSESSMENT REPORT

Site ID	Site name	Analysis area	Pitch type	No. of pitches	Capacity rating (match equivalent sessions per week)
343	Tidworth Town Football Club Homeground	Tidworth	Adult	1	0.5
343	Tidworth Town Football Club Homeground	Tidworth	Youth (9v9)	1	0.5
349	Victoria Park (Salisbury)	Salisbury	Adult	1	2
350	Victory Field Recreation Ground	Bradford-on-Avon	Youth (9v9)	1	1.5
360	Warminster Town Football Club	Warminster	Adult	1	1
362	West Lavington Playing Field	Devizes	Adult	1	0.5
-	-	-	<b>Total</b>	<b>59</b>	<b>69</b>

The most overplay is situated in the Trowbridge Analysis Area (11.5 match equivalent sessions) and on youth 11v11 and adult pitches (both with 25.5 match equivalent sessions per week). Conversely, there is currently no overplay on mini 7v7 or mini 5v5 pitches.

Most overplay is generated from high levels of demand across all pitch qualities. However, it should be noted that most overplayed pitches are only marginally overplayed, although Studley Green Community Centre provides an exception to this. It has overplay of 6.5 match equivalent sessions per week, in part due to the site having a number of overmarked pitches on its youth 11v11 pitch.

## 2.5: Supply and demand analysis

Having considered supply and demand, the tables below identify current demand (i.e. spare capacity taking away overplay and any latent/unmet/exported demand) in each of the analysis areas for the different pitch types, based on match equivalent sessions. Future demand is based on team generation rates which are driven by population increases.

### Adult pitches

At present, across adult pitches in Wiltshire, 18 pitches at 12 sites have actual spare capacity equalling 12 match equivalent sessions per week, whilst overplay of 25.5 match equivalent sessions per week is identified on 24 adult pitches across 22 sites.

Table 2.18: Supply and demand position for adult pitches in match equivalent sessions

Analysis area	Actual spare capacity	Overplay	Current total	Future demand	Future total
Stonehenge	-	2.5	2.5	-	2.5
Bradford-on-Avon	0.5	-	0.5	-	0.5
Calne	2.5	-	2.5	-	2.5
Chippenham & Villages	1.5	-	1.5	-	1.5
Corsham	4	0.5	3.5	-	3.5
Devizes	-	1.5	1.5	0.5	2
Malmesbury	-	0.5	0.5	-	0.5
Marlborough	-	0.5	0.5	-	0.5
Melksham	0.5	1.5	1	0.5	1.5

## WILTSHIRE COUNCIL PLAYING PITCH ASSESSMENT REPORT

Analysis area	Actual spare capacity	Overplay	Current total	Future demand	Future total
Pewsey	1	-	1	-	1
Royal Wootton Bassett & Cricklade	-	-	0	0.5	0.5
Salisbury	1	2	1	-	1
South West Wiltshire	-	3	3	-	3
Southern Wiltshire	-	8	8	0.5	8.5
Tidworth	-	1.5	1.5	-	1.5
Trowbridge	0.5	3	2.5	-	2.5
Warminster	1	1	0	-	0
Westbury	0.5	-	0.5	-	0.5
<b>Wiltshire</b>	<b>13</b>	<b>25.5</b>	<b>12.5</b>	<b>2</b>	<b>14.5</b>

Overall, there is a current shortfall of 12.5 match equivalent sessions per week on adult pitches. Furthermore, a deficit is found in 10 of the 18 analysis areas.

When accounting for future demand through population growth, four additional teams are expected to be generated, with this increasing the overall shortfall to 14.5 match equivalent sessions per week. This also results in a shortfall being created in Salisbury Analysis Area.

### **Youth 11v11 pitches**

At present, across youth 11v11 pitches in Wiltshire, seven pitches at four sites have actual spare capacity equating to three match equivalent sessions per week. However, overplay outweighs spare capacity and totals 25.5 match equivalent sessions per week on 17 pitches across 14 sites.

Table 2.19: Supply and demand for youth 11v11 pitches in match equivalent sessions

Analysis area	Actual spare capacity	Overplay	Current total	Future demand	Future total
Stonehenge	-	-	0	-	0
Bradford-on-Avon	-	2.5	2.5	-	2.5
Calne	-	4.5	4.5	0.5	5
Chippenham & Villages	-	1	1	0.5	1.5
Corsham	-	-	0	-	0
Devizes	-	1.5	1.5	-	1.5
Malmesbury	-	1.5	1.5	-	1.5
Marlborough	1	-	1	-	1
Melksham	0.5	-	0.5	-	0.5
Pewsey	0.5	-	0.5	-	0.5
Royal Wootton Bassett & Cricklade	1	2	1	0.5	1.5
Salisbury	-	3.5	3.5	-	3.5
South West Wiltshire	-	-	0	-	0
Southern Wiltshire	-	0.5	0.5	-	0.5
Tidworth	-	-	0	-	0
Trowbridge	-	8	8	-	8
Warminster	-	-	0	-	0
Westbury	-	0.5	0.5	-	0.5
<b>Wiltshire</b>	<b>3</b>	<b>25.5</b>	<b>22.5</b>	<b>1.5</b>	<b>24</b>

## WILTSHIRE COUNCIL PLAYING PITCH ASSESSMENT REPORT

For youth 11v11 pitches, there is an overall shortfall of 22.5 match equivalent sessions per week to accommodate current demand. A shortfall is identified in 10 of the 18 analysis areas, whilst only three have overall spare capacity.

When accounting for future demand through population growth, three additional teams are expected to be generated, leading to a future shortfall of 24 match equivalent sessions per week. All future demand is in an analysis area with an existing shortfall.

### **Youth 9v9 pitches**

Across youth 9v9 pitches in Wiltshire, 12 pitches at 10 sites have actual spare capacity equalling 7.5 match equivalent sessions per week, whereas overplay of 18 match equivalent sessions per week is identified on 18 pitches across 17 sites.

*Table 2.20: Supply and demand position for youth 9v9 pitches in match equivalent sessions*

Analysis area	Actual spare capacity	Overplay	Current total	Future demand	Future total
Stonehenge	-	2.5	2.5	-	2.5
Bradford-on-Avon	-	1.5	1.5	-	1.5
Calne	-	-	0	-	0
Chippenham & Villages	-	1.5	1.5	-	1.5
Corsham	0.5	0.5	0	-	0
Devizes	-	1	1	-	1
Malmesbury	1.5	1	0.5	-	0.5
Marlborough	-	5.5	5.5	-	5.5
Melksham	0.5	1	0.5	0.5	1
Pewsey	-	0.5	0.5	-	0.5
Royal Wootton Bassett & Cricklade	-	1	1	0.5	1.5
Salisbury	-	-	0	-	0
South West Wiltshire	1	-	1	-	1
Southern Wiltshire	3	-	3	-	3
Tidworth	-	0.5	0.5	-	0.5
Trowbridge	-	0.5	0.5	-	0.5
Warminster	-	1	1	-	1
Westbury	1	-	1	-	1
<b>Wiltshire</b>	<b>7.5</b>	<b>18</b>	<b>10.5</b>	<b>1</b>	<b>11.5</b>

Overall, there is a shortfall of 10.5 youth 9v9 match equivalent sessions per week to accommodate current demand. This includes a shortfall within 11 of the analysis areas, with spare capacity only identified in four.

When accounting for future demand through population growth, two additional teams are expected to be generated, leading to a future shortfall of 11.5 match equivalent sessions per week. This exacerbates existing shortfalls in the Melksham and Royal Wootton Bassett & Cricklade analysis areas.

### **Mini 7v7 pitches**

Eight mini 7v7 pitches across five sites have actual spare capacity of 5.5 match equivalent sessions per week across Wiltshire, with no overplay identified.

## WILTSHIRE COUNCIL PLAYING PITCH ASSESSMENT REPORT

Table 2.21: Supply and demand position for mini 7v7 pitches in match equivalent sessions

Analysis area	Actual spare capacity	Overplay	Current total	Future demand	Future total
Stonehenge	-	-	0	-	0
Bradford-on-Avon	-	-	0	-	0
Calne	1.5	-	1.5	-	1.5
Chippenham & Villages	-	-	0	-	0
Corsham	1	-	1	-	1
Devizes	-	-	0	-	0
Malmesbury	2	-	2	-	2
Marlborough	-	-	0	-	0
Melksham	-	-	0	0.5	0.5
Pewsey	-	-	0	-	0
Royal Wootton Bassett & Cricklade	-	-	0	-	0
Salisbury	-	-	0	-	0
South West Wiltshire	-	-	0	-	0
Southern Wiltshire	1	-	1	-	1
Tidworth	-	-	0	-	0
Trowbridge	-	-	0	-	0
Warminster	-	-	0	-	0
Westbury	-	-	0	-	0
<b>Wiltshire</b>	<b>5.5</b>	<b>0</b>	<b>5.5</b>	<b>0.5</b>	<b>5</b>

With no overplay, there is currently sufficient capacity for mini 7v7 pitches, with 5.5 match equivalent sessions of overall spare capacity existing per week. No areas are experiencing a shortfall and four have spare capacity.

When accounting for future demand through population growth, one additional team is expected to be generated. This will see overall spare capacity reduce to five match equivalent sessions per week across mini 7v7 pitches, with a small shortfall created in the Melksham Analysis Area.

### **Mini 5v5 pitches**

On mini 5v5 pitches in Wiltshire, there is actual spare capacity of 7.5 match equivalent sessions per week identified on 12 pitches across seven sites. There is no overplay on mini 5v5 pitches.

Table 2.22: Supply and demand position for mini 5v5 pitches in match equivalent sessions

Analysis area	Actual spare capacity	Overplay	Current total
Stonehenge	-	-	0
Bradford-on-Avon	-	-	0
Calne	0.5	-	0.5
Chippenham & Villages	1	-	1
Corsham	1	-	1
Devizes	-	-	0
Malmesbury	2	-	2
Marlborough	-	-	0
Melksham	1.5	-	1.5

# WILTSHIRE COUNCIL PLAYING PITCH ASSESSMENT REPORT

Analysis area	Actual spare capacity	Overplay	Current total
Pewsey	-	-	0
Royal Wootton Bassett & Cricklade	-	-	0
Salisbury	-	-	0
South West Wiltshire	-	-	0
Southern Wiltshire	1.5	-	1.5
Tidworth	-	-	0
Trowbridge	-	-	0
Warminster	-	-	0
Westbury	-	-	0
<b>Wiltshire</b>	<b>7.5</b>	<b>0</b>	<b>7.5</b>

With no overplay, there is currently sufficient capacity for mini 5v5 pitches, with 7.5 match equivalent sessions of overall spare capacity existing per week. No areas are experiencing a shortfall and seven have spare capacity.

No future demand is forecast from population growth for mini 5v5 pitches. This means that the supply and demand balance is projected to remain the same.

## 2.6: Conclusion

In conclusion, at an authority wide level, there are current shortfalls across adult, youth 11v11 and youth 9v9 pitches, whilst capacity is sufficient across mini 7v7 and mini 5v5 provision. Future demand would see the shortfalls further exacerbated and spare capacity on mini 7v7 pitches marginally reduced.

Table 2.23: Supply and demand analysis for all football pitches in match equivalent sessions

Pitch type	Actual spare capacity	Overplay	Current total	Future demand	Future total
Adult	13	25.5	12.5	2	14.5
Youth 11v11	3	25.5	22.5	1.5	24
Youth 9v9	7.5	18	10.5	1	11.5
Mini 7v7	5.5	0	5.5	0.5	5
Mini 5v5	7.5	0	7.5	-	7.5



# WILTSHIRE COUNCIL

## PLAYING PITCH ASSESSMENT REPORT

---

### **Football – supply and demand summary**

- Actual spare capacity totals 36.5 match equivalent sessions per week across 57 pitches, whilst 59 pitches across 45 sites are overplayed by a combined total of 69 match equivalent sessions per week.
- There is a current shortfall of adult, youth 11v11 and youth 9v9 pitch capacity, with overall spare capacity identified on mini 7v7 and mini 5v5 pitches.
- When factoring in future demand, the overall shortfalls worsen, although the spare capacity on the mini pitches remains despite being reduced.

### **Football – supply summary**

- The audit identifies a total of 477 grass football pitches within Wiltshire across 215 sites, with 309 pitches across 126 sites identified as being available for community use.
- There are also a large number of disused football pitches across Wiltshire.
- Tenure of football sites in Wiltshire is generally secure, although not at most educational and MOD sites.
- Of the pitches that are available for community use, 48 are assessed as good quality, 126 as standard quality and 135 as poor quality.
- Of the 126 sites used for community football, 17 (13%) are serviced by good quality ancillary facilities, 47 (37%) by standard quality facilities and 50 (40%) by poor quality facilities.
- The remaining 12 sites (10%) are not serviced by onsite clubhouse/changing room provision and therefore have no rating provided.

### **Football – demand summary**

- There are 861 teams from across 131 affiliated clubs playing regular, competitive matches on football pitches within Wiltshire, with this consisting of 136 men's, 14 adult women's, 361 youth boys', 64 youth girls' and 286 mini teams.
- 14 clubs play within the men's national league system and have to adhere to ground grading, whilst three clubs play within the female national league pyramid.
- The only known imported demand into Wiltshire is from Swindon Town FC - the Club uses Beversbrook Sports Facility, which is its training ground.
- Salisbury Youth FC has a number of its teams competing in youth football leagues in Hampshire, with this representing exported demand.
- Clarendon Juniors FC reports that it currently operates a waiting list of players wishing to join the Club within already established teams (unmet demand).
- Future demand from population growth projects an increase of four men's, three youth 11v11, two youth 9v9 and one mini 7v7 teams.
- Of responding clubs, 16 report aspirations to increase the number of teams they provide.

### PART 3: THIRD GENERATION TURF (3G) ARTIFICIAL GRASS PITCHES (AGPS)

#### 3.1: Introduction

Competitive football can take place on 3G surfaces that have been FIFA or International Matchball Standard tested and approved by the FA for inclusion on the FA pitch register. As such, in addition to training demand, a growing number of 3G pitches are now used for competitive match play, providing that the performance standard meets FIFA quality requirements.

World Rugby produced the 'Performance Specification for artificial grass pitches for rugby union, more commonly known as 'Regulation 22', which provides the necessary technical detail to produce pitch systems that are appropriate for the sport. The artificial surface standards identified allows contact training and matches to be played on surfaces that meet the required standard, meaning full contact activity, including tackling, rucking, mauling and lineouts, can take place.

Competitive rugby league play and contact practice is permitted to take place on 3G pitches which are deemed by the Rugby Football League (RFL) to meet its Performance Standard. Pitches fall under two categories; community club pitches which require retesting every two years and elite stadia pitches which require an annual retest. Much of the criteria within the RFL performance standard test also forms part of the World Rugby test, meaning World Rugby certified 3G pitches are considered by the RFL to be able to meet rugby league requirements, subject to passing an additional RFL performance standard test.

Other sports that are suitable to be accommodated on 3G pitches for training and match play include American football and lacrosse. Many test contractors offer reduced rates through efficiency savings to carry out multiple performance tests in the same session, therefore providers seeking 3G pitch compliancy for a number of sports would be recommended to consider this opportunity.

EH's Artificial Grass Playing Surface Policy (June 2016) advises that 3G pitches should not be used for hockey matches or training and that they can only be used for lower level hockey (introductory level) as a last resort when no sand-based or water-based AGPs are available.

#### 3.2: Supply

The recommended dimensions for a full size (11v11) 3G artificial grass pitch for football are 100 x 64 metres. This extends to an area of 106 x 70 metres with the recommended minimum three metre run off area included. These dimensions allow for all age group match play to take place including adults, youth under 17/18 and younger age groups via overmarked pitches e.g., the marking out of two 9v9 pitches for under 11/12s. In addition, the recommended dimensions for a rugby union pitch, in line with World Rugby Law 1, to allow match play is 106 x 68 metres with a 5-metre run off around the full perimeter of the pitch.

If a new pitch is proposed to measure below the recommended dimensions, then justification must be provided for this in relation to the identified needs it will provide for and/or site constraints. In doing so, the impacts of a reduced pitch size in meeting current and future needs must be considered e.g., a pitch not providing the recommended dimensions for adult match play and/or only being able to accommodate one rather than two overmarked 9v9 pitches. This justification needs to be included in the planning application details submitted to the relevant Local Planning Authority for the new pitch.

## WILTSHIRE COUNCIL PLAYING PITCH ASSESSMENT REPORT

Unless otherwise stated and justified for an individual pitch, proposals in this PPS for any new 11v11 3G pitches are based on providing them to the recommended dimensions. Whilst not large enough to accommodate adult match play, smaller sized provision can be used to accommodate youth and mini matches, in addition to training demand, providing that they are FA approved, of an adequate size and with appropriate run-off areas. The FA's recommended pitch size for youth football varies from 91 x 55 metres to 73 x 46 metres depending on age, whilst it is 55 x 37 metres for mini 7v7 play and 37 x 27 metres for mini 5v5 play.

The table below summarises all 3G pitch provision in Wiltshire by size and analysis area, including those that are not available for community use. In total, there are 13 11v11 and 10 smaller sized 3G pitches identified, although four 11v11 and six smaller sized pitches are unavailable.

The majority of the 3G pitches, except for one 11v11 and five smaller sized pitches, are accompanied by sports lighting. The pitches that do not have sports lighting are not available for community use. All unavailable pitches are located at either education or MOD sites.

*Table 3.1: Number of small size and 11v11 3G pitches by analysis area*

Analysis area	11v11 available for community use	11v11 unavailable for community use	Small size available for community use	Small size unavailable for community use
Stonehenge	1	2	-	1
Bradford-on-Avon	-	-	-	-
Calne	1	-	2	-
Chippenham & Villages	2	-	-	-
Corsham	-	-	1	-
Devizes	1	-	-	-
Malmesbury	-	-	-	1
Marlborough	-	-	-	-
Melksham	-	-	-	-
Pewsey	-	-	-	-
Royal Wootton Bassett & Cricklade	1	1	-	-
Salisbury	1	-	-	-
South West Wiltshire	-	-	-	-
Southern Wiltshire	-	-	-	-
Tidworth	2	1	-	2
Trowbridge	-	-	-	-
Warminster	-	-	-	1
Westbury	-	-	-	1
<b>Total</b>	<b>9</b>	<b>4</b>	<b>3</b>	<b>6</b>

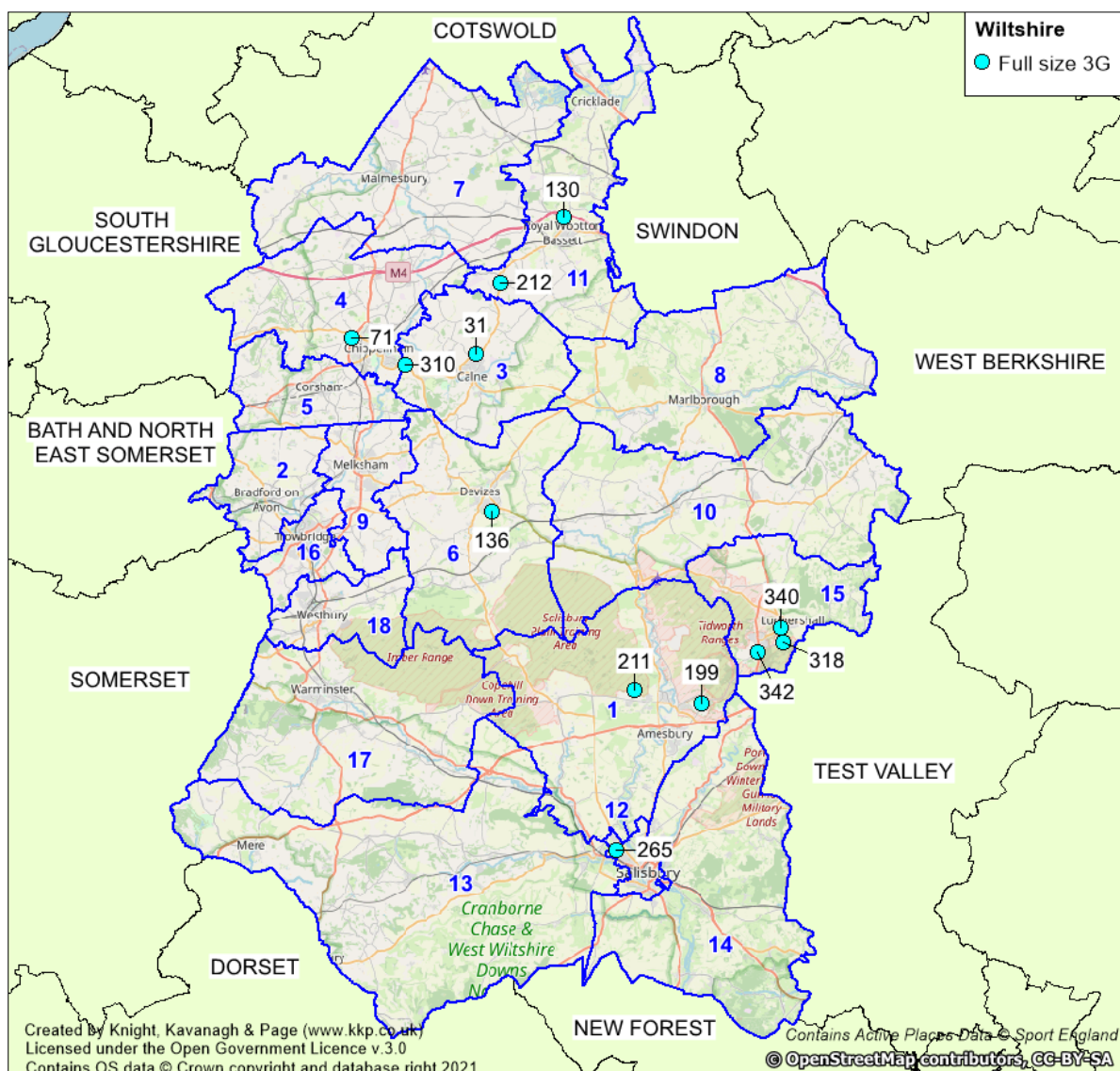
There is no form of 3G provision in the Bradford-on-Avon, Marlborough, Melksham, Pewsey, South West Wiltshire, Southern Wiltshire and Trowbridge analysis areas. Furthermore, there is no community available provision in the Malmesbury, Warminster and Westbury analysis areas.

# WILTSHIRE COUNCIL PLAYING PITCH ASSESSMENT REPORT

Comparatively, the Chippenham & Villages and Tidworth analysis areas both accommodate two 11v11 community available pitches, whereas the Stonehenge, Calne, Devizes, Royal Wootton Bassett & Cricklade and Salisbury areas each having one 11v11 pitch. The three community available small size pitches are located in the Calne (two pitches) and Corsham (one pitch) analysis areas.

Please see the figure below for the location of the 3G pitches currently servicing Wiltshire. See Table 3.2 for a key to the map.

Figure 3.1: Location of 11v11 3G AGPs in Wiltshire



**WILTSHIRE COUNCIL**  
**PLAYING PITCH ASSESSMENT REPORT**

Table 3.2: Summary of all 3G pitches in Wiltshire

Site ID	Site name	Analysis area	Postcode	Size	Community use?	Number of pitches	Sports lighting?	Dimensions (metres)	Year built/refurbished	Certification (Expiration)
11	Stonehenge School	Stonehenge	SP4 7PW	Small	No	1	No	62 x 32	2018	-
31	Beverbrook Sports Facility	Calne	SN11 9FL	Full	Yes	1	Yes	95 x 56	2016	FA (31/05/26)
31	Beverbrook Sports Facility	Calne	SN11 9FL	Small	Yes	1	Yes	36 x 18	2016	-
71	Chippenham Rugby Club	Chippenham & Villages	SN14 0YZ	Full	Yes	1	Yes	100 x 60	2019	FA (31/05/24) WR (16/06/24)
120	Fairfield Farm College	Westbury	BA13 4DL	Small	No	1	No	40 x 18	2016	-
130	Gerard Buxton Sports Ground	Royal Wootton Bassett & Cricklade	SN4 8DS	Full	Yes	1	Yes	105 x 70	2017	FA (31/05/25)
136	Green Lane Playing Fields	Devizes	SN10 5EP	Full	Yes	1	Yes	105 x 74	2019	FIFA (31/05/26)
184	Leafy Lane Playing Fields	Corsham	SN13 0JY	Small	Yes	1	Yes	48 x 36	2008	-
199	Marlborough Road Pitches	Stonehenge	SP4 9AA	Full	Yes	1	Yes	105 x 70	2013	-
210	Minety Church of England Primary School	Malmesbury	SN16 9QL	Small	No	1	No	55 x 25	2000	-
211	MOD Larkhill	Stonehenge	SP4 8QT	Full	No	2	Yes	105 x 70	2021	-
212	MOD Lyneham	Royal Wootton Bassett & Cricklade	SN15 4XX	Full	No	1	Yes	100 x 60	2014	-
265	Sarum Academy	Salisbury	SP2 9HS	Full	Yes	1	Yes	100 x 64	2021	FIFA (31/05/26)
287	Springfields Academy	Calne	SN11 0DS	Small	Yes	1	Yes	36 x 18	2016	-
310	Stanley Park Sports Ground	Chippenham & Villages	SN15 3RR	Full	Yes	1	Yes	105 x 70	2011	FA (31/05/24)
318	Swinton Barracks	Tidworth	SP11 9LQ	Small	No	1	No	30 x 18	2018	-
318	Swinton Barracks	Tidworth	SP11 9LQ	Small	No	1	No	30 x 18	2006	-
318	Swinton Barracks	Tidworth	SP11 9LQ	Full	No	1	No	105 x 70	2018	-
340	The Wellington Academy	Tidworth	SP11 9RR	Full	Yes	1	Yes	91 x 55	2012	Expired FA (07/06/23)
342	Tidworth Oval	Tidworth	SP9 7SB	Full	Yes	1	Yes	100 x 65	2019	WR (1/11/24)
398	Land Warfare Centre (Site 2)	Warminster	BA12 9DT	Small	No	1	Yes	30 x 18	2010	-

# WILTSHIRE COUNCIL

## PLAYING PITCH ASSESSMENT REPORT

---

### ***Potential future provision***

The Wiltshire LFFP identifies sites considered as priority sites for 3G pitch development, although there will be a need to amend and/or add to the LFFP list based on the findings of this study. In summary, the 2019 plan recommends developments at the following sites:

- ◀ Boscombe Down Sports Field (Stonehenge) – new 11v11
- ◀ Bradford on Avon Sports & Social Club (Bradford-on-Avon) – new 11v11
- ◀ Trowbridge RUFC - Doric Park (Trowbridge) – new 11v11
- ◀ Laverstock & Ford Area (Southern Wiltshire) – new 11v11
- ◀ Marlborough Area (Marlborough) – new 11v11
- ◀ Oakfield Stadium (Melksham) – new 11v11
- ◀ Sarum Academy (Salisbury) – new 11v11 \*completed in 2021\*
- ◀ Stanley Park Sports Ground (Chippenham & Villages) – additional 11v11
- ◀ North Chippenham Area (Chippenham & Villages) – new 11v11
- ◀ Westbury/Warminster Area (Westbury / Warminster) – new 11v11
- ◀ Leafy Lane Playing Fields (Corsham) – extend current 3G to 9v9 size
- ◀ Malmesbury Area (Malmesbury) – new 9v9 size
- ◀ The Wellington Academy (Tidworth) – refurbish current 11v11 pitch

Since the production of the LFFP, of the abovementioned sites, the only development which has taken place is the creation of a 11v11 3G pitch at Sarum Academy.

Additionally, despite obtaining planning permission (19/10805/FUL) in June 2021, it should be known that a proposed development adjacent to Trowbridge Rugby Club for the creation of a sports lit 3G pitch, suitable for rugby union and football, is no longer happening due to raising costs. The Town Council is looking for other potential sites options for a 3G pitch development after the this proposal was cancelled in early 2024.

In addition to those listed above, consultation findings with the FF for the PPS identifies two other potential projects. These are the need for a 11v11 pitch within the Salisbury Analysis Area (with no site currently noted) and a 11v11 pitch located at St Johns, Marlborough (school), which could support overplay of rugby union pitches at Marlborough Rugby Club is built to WR compliancy.

It should be noted that planning permission (PL/2024/00325) for an additional pitch at Stanley Park Sports Ground has recently been submitted.

### ***FA Pitch Register***

In order for competitive matches to be played on 3G pitches, the pitch should be FIFA or IMS tested and approved and added to the FA Pitch Register, which can be found at: <https://footballfoundation.org.uk/3g-pitch-register>.

Pitches undergo testing to become a FIFA Quality pitch or a FIFA Quality Pro pitch, with provision commonly constructed, installed and tested in situ to achieve either accreditation. The differences between the accreditations are that FIFA quality pitches are designed to accommodate substantial levels of regular usage, whereas FIFA Quality Pro pitches are more for high level performance, with usage levels therefore more limited to protect the standard.

# WILTSHIRE COUNCIL

## PLAYING PITCH ASSESSMENT REPORT

---

For pitches used by affiliated grassroots football clubs (below regional feeder league level) and clubs in the Women's Football Pyramid (Tier 3), the minimum requirement of testing is the FA Register Test. However, matches played at Step 1 to 6 of the Men's National League System must follow more stringent testing, with this including a minimum pitch size of 100 x 64 metres, a run-off area of between 1.83 metres (Step 2-6) and 2.25 metres (Step 1), a consistent playing surface shade of green and appropriate line markings. In addition, FA testing must take place annually rather than every three years.

As for 3G pitches used in the Women's Football Pyramid; at Tier 1, matches cannot be played on a 3G pitch, whilst existing 3G pitches at Tier 2 must be accredited to the FIFA Recommended Quality performance standard.

In Wiltshire, six of the nine community available 11v11 3G pitches are either FA or FIFA certified. These are at the following sites:

- ◀ Beversbrook Sports Facility
- ◀ Chippenham Rugby Club
- ◀ Gerard Buxton Playing Fields
- ◀ Green Lane Playing Fields
- ◀ Sarum Academy
- ◀ Stanley Park Sports Ground

The 11v11 pitch at The Wellington Academy was previously FA accredited, but its certification has now expired (07/06/23). The pitches at Marlborough Road Pitches and Tidworth Oval are also not accredited, despite being 11v11 and available to the community.

### ***World Rugby compliant pitches***

To enable 3G pitches to accommodate competitive rugby union matches, World Rugby has developed the Rugby Turf Performance Specification. This is to ensure that the surfaces can replicate the playing qualities of good quality grass pitches, provide a playing environment that will not increase the risk of injury and are of an adequate durability.

The specification includes a rigorous test programme that assesses ball/surface interaction and player/surface interaction and has been modified to align the standard with that of FIFA. Any 3G pitch used for any form of competitive rugby or contact training must comply with this specification and must be tested every two years to retain compliance.

There are two World Rugby compliant 11v11 pitches in Wiltshire, with these located at Chippenham Rugby Club and Tidworth Oval. The former is used for training and competitive demand by Chippenham RUFC, whilst the latter is used by the MOD to meet its demand, which includes rugby union activity. However, externally, it is mainly used for community football training.

There are clear aspirations to create additional World Rugby compliant provision in Wiltshire, particularly in the Trowbridge and Melksham analysis areas. This need will be examined in the Strategy & Action Plan in addition to examining the potential need for any further provision.

### ***Management***

The table below summarises the management of all 11v11 3G pitches across Wiltshire. A total of five pitches are managed by the MOD and four are managed by sports clubs, whilst the remaining four are operated through schools (two pitches), Wiltshire FA (one pitch) and the Council (one pitch).

# WILTSHIRE COUNCIL PLAYING PITCH ASSESSMENT REPORT

Table 3.3: Summary of 11v11 3G pitch management

Site ID	Site name	Analysis area	Management
31	Beverbrook Sports Facility	Calne	Sports club
71	Chippenham Rugby Club	Chippenham & Villages	Sports club
130	Gerard Buxton Sports Ground	Royal Wootton Bassett & Cricklade	Sports club
136	Green Lane Playing Fields	Devizes	Wiltshire FA
199	Marlborough Road Pitches	Stonehenge	Sports club
211	MOD Larkhill	Stonehenge	MOD
212	MOD Lyneham	Royal Wootton Bassett & Cricklade	MOD
265	Sarum Academy	Salisbury	Education
310	Stanley Park Sports Ground	Chippenham & Villages	Council
318	Swinton Barracks	Tidworth	MOD
340	The Wellington Academy	Tidworth	Education
342	Tidworth Oval	Tidworth	MOD

In regards to the smaller sized pitches, four are under educational management, three are under MOD management and the remaining two are controlled by sports clubs (Beverbrook Sports Facility and Leafy Lane Playing Fields).

## Availability

The availability at each site with a 11v11 3G pitch is summarised in the table below. However, please note that this only refers to overall availability and opening hours, rather than considering current capacity, which is instead accounted for within the demand part of this section. A pitch may theoretically have good availability but may currently be operating at capacity, especially during peak times, based on existing usage levels.

As seen, availability is generally good for the pitches that are available for community use, with minimal restrictions in place. However, the pitches at both Sarum Academy and The Wellington Academy have reduced operating hours at the weekend, particularly on Sunday afternoons. Anecdotal evidence suggests that this is due a lack of demand in conjunction with minimising expenditure for the schools.

Table 3.4: Summary of 11v11 3G pitch opening hours in Wiltshire

Site ID	Site name	Analysis area	Availability
31	Beverbrook Sports Facility	Calne	Monday to Thursday 08:30 to 21:30 Friday 08:30 to 20:30 Saturday to Sunday 08:30 to 20:30
71	Chippenham Rugby	Chippenham & Villages	Everyday 09:00 to 22:00
130	Gerard Buxton Sports Ground	Royal Wootton Bassett & Cricklade	Everyday 09:00 to 21:30
136	Green Lane Playing Fields	Devizes	Everyday 09:00 to 22:00
199	Marlborough Road Pitches	Stonehenge	Everyday 09:00 to 22:00
211	Mod Larkhill	Stonehenge	Not available for community use.
212	Mod Lyneham	Royal Wootton Bassett & Cricklade	Not available for community use.



# WILTSHIRE COUNCIL PLAYING PITCH ASSESSMENT REPORT

Site ID	Site name	Analysis area	Availability
265	Sarum Academy	Salisbury	Monday to Friday 16:00 to 22:00 Saturday 08:30 to 16:00 Sunday 08:30 to 13:00
310	Stanley Park Sports Ground	Chippenham & Villages	Everyday 08:00 to 22:00
318	Swinton Barracks	Tidworth	Not available for community use.
340	The Wellington Academy	Tidworth	Monday to Thursday 17:00 to 22:00 Friday 17:00 to 21:00 Saturday 08:00 to 14:00 Sunday 09:00 to 14:00
342	Tidworth Oval	Tidworth	Monday to Friday 16:30 to 22:00 Saturday to Sunday 08:00 to 22:00

Notwithstanding the above, it should also be noted that even though the provision at Chippenham Rugby Club is considered widely available throughout the week, realistically there is minimal accessibility for external community football clubs as it is predominantly used for rugby union.

In addition, the availability of the smaller sized 3G pitches can be seen via the following table. Here, the pitches at Beversbrook Sports Facility and Leafy Lane Playing Fields are fully available, whereas the provision at Springfields Academy is only accessible midweek as it cannot be hired at the weekend. All remaining small size provision is unavailable for community use.

*Table 3.5: Summary of smaller sized 3G pitch opening hours in Wiltshire*

Site ID	Site name	Analysis area	Availability
11	Stonehenge School	Stonehenge	Not available for community use.
31	Beversbrook Sports Facility	Calne	Monday to Thursday 08:30 to 21:30 Friday 08:30 to 20:30 Saturday/Sunday 08:30 to 20:30
120	Fairfield Farm College	Westbury	Not available for community use.
184	Leafy Lane Playing Fields	Corsham	Everyday 08:00 to 22:00
210	Minety Church of England Primary School	Malmesbury	Not available for community use.
287	Springfields Academy	Calne	Monday to Friday 17:00 to 21:00 Weekend unavailable
318	Swinton Barracks	Tidworth	Not available for community use.
318	Swinton Barracks	Tidworth	Not available for community use.
398	Land Warfare Centre Site 2	Warminster	Not available for community use.

## Quality

It is considered that the carpet of a 3G pitch usually lasts for approximately ten years and it is the age of the surface, combined with maintenance levels, which most commonly affects quality. It is therefore recommended that sinking funds be put into place by providers to enable long-term sustainability, ongoing repairs and future refurbishment beyond this period.

# WILTSHIRE COUNCIL

## PLAYING PITCH ASSESSMENT REPORT

For the 11v11 community available 3G pitches in Wiltshire, there are four good quality pitches (44%), four standard quality pitches (44%) and one poor quality pitches identified (12%). This is summarised site by site in the following table.

*Table 3.6: Age and quality of 11v11 community available 3G pitches in Wiltshire*

Site ID	Site	Analysis area	Number of pitches	Year installed/ last resurfaced	Quality
31	Beversbrook Sports Facility	Calne	1	2016	Standard
71	Chippenham Rugby Club	Chippenham & Villages	1	2019	Good
130	Gerard Buxton Sports Ground	Royal Wootton Bassett & Cricklade	1	2017	Standard
136	Green Lane Playing Fields	Devizes	1	2019	Good
199	Marlborough Road Pitches	Stonehenge	1	2013	Standard
265	Sarum Academy	Salisbury	1	2021	Good
310	Stanley Park Sports Ground	Chippenham & Villages	1	2011	Standard
340	The Wellington Academy	Tidworth	1	2012	Poor
342	Tidworth Oval	Tidworth	1	2019	Good

The only community available 11v11 pitch which is rated as poor quality is at The Wellington Academy. The pitch has not been refurbished since 2012 and is beyond its recommended lifespan. It should be noted that the pitches at Marlborough Road Pitches and Stanley Park Sports Ground are also beyond their lifespans; however, both are maintained to a higher level by their operators so are assessed as standard quality.

In addition, several of the smaller size pitches have also exceeded a 10-year lifespan. This relates to pitches at the following sites:

- ◀ Land Warfare Centre (Site 2)
- ◀ Leafy Lane Playing Fields
- ◀ Minety Church of England Primary School
- ◀ Swinton Barracks

These are all assessed as poor quality, whilst the remainder are assessed as standard.

### **Ancillary facilities**

No significant issues have been identified regarding the ancillary facilities servicing the 3G pitches across Wiltshire, although as some are located at school sites, the provision is generally not dedicated to the supply. Nevertheless, this is not considered to be a major issue given that most use is for training and recreational football, with users therefore tending to show up ready to play rather than relying on good access to changing rooms.

# WILTSHIRE COUNCIL

## PLAYING PITCH ASSESSMENT REPORT

---

### *Smart access*

The Premier League, FA and the Football Foundation is seeking to establish a single supplier booking system framework to support its delivery of key products and programmes. For 3G pitches, it is identified that in recent years the industry has seen major innovations and improvements to artificial surfaces (and sports lighting), which has created playing surfaces that replicate a good standard natural turf pitch whilst significantly increasing levels of use. The Foundation has therefore undertaken research with applicants and there is a clear demand for accessing a booking system framework from its historic and future applicants.

### **3.3: Demand**

The 3G pitches currently servicing Wiltshire are broadly reported to be operating at or close to capacity at peak times, especially during winter months when grass pitches cannot be used for training or recreational demand (due to a lack of sports lighting). This applies not only to midweek capacity but also to weekend capacity on account of six of the 11v11 pitches being FA approved to host competitive matches in addition to there being two World Rugby compliant pitches.

Any spare capacity that remains on the provision is often at times deemed unfavourable by clubs such as on midweek evenings between 17:00 and 18:00, which is difficult to arrange logistically, or on Mondays and Fridays, which are deemed too close to competitive fixtures. Also, any capacity remaining at the weekend is generally outside of peak time for match play such as on Sunday afternoons.

As an example of the above, the 3G pitches at Sarum Academy and The Wellington Academy have reported spare capacity. However, all available slots during midweek are on Monday and Friday evenings or between 17:00 and 18:00. Furthermore, both pitches are used for match play, with spare capacity on weekends then only existing outside of match start times.

A number of the pitches also have anchor or large clubs attached to them, with such demand then taking up the majority of training and competitive slots throughout the week. This includes, but is not limited to, the following:

- ◀ Beversbrook Sports Facility (Swindon Town FC / FC Wiltshire / Calne Town Youth FC)
- ◀ Chippenham Rugby Club (Chippenham RUFC)
- ◀ Gerard Buxton Sports Ground (Royal Wootton Bassett Town FC)
- ◀ Green Lane Playing Fields (Bishops Cannings FC)
- ◀ Sarum Academy (Bemerton Heath Harlequins Youth FC)
- ◀ The Wellington Academy (Wilts RTC FC)

Currently, it is considered that most of the community-based activity on 3G pitches is football related, outside of use at Chippenham Rugby Club and, more minimally, at Tidworth Oval.

Demand is further detailed on a site-by-site basis in the table overleaf, with current usage compared against availability for each 11v11 3G pitch. For this, the hours of availability have been multiplied by four for midweek capacity based on most 11v11 pitches being divided into quarters for training demand, with capacity then considered to exist if at least a quarter of a pitch is currently unused for at least a one-hour slot. Weekend availability is unaltered as full pitch hire is more likely to be required i.e., for adult and youth 11v11 match play.

## WILTSHIRE COUNCIL PLAYING PITCH ASSESSMENT REPORT

Table 3.7: Summary of 11v11 3G pitch demand site-by-site

Site ID	Site name	Midweek availability in the peak period (hours)	Midweek usage (hours)	Weekend availability in the peak period (hours)	Weekend usage (hours)	Comments
31	Beversbrook Sports Facility	72	Unknown	16	Unknown	Booking information was not made available.
71	Chippenham Rugby Club	72	70	16	14	Two slots remain during midweek and two at weekends.
130	Gerard Buxton Sports Ground	72	Unknown	16	Unknown	Booking information was not made available.
136	Green Lane Playing Fields	72	68	16	16	Four slots remain during midweek. Full utilised at the weekend during peak times.
199	Marlborough Road Pitches	72	Unknown	16	Unknown	Booking information was not made available.
211	Mod Larkhill	-	-	-	-	Unavailable for community use.
212	Mod Lyneham	-	-	-	-	Unavailable for community use.
265	Sarum Academy	72	67	11	9	Five slots remain during midweek and two at weekends.
310	Stanley Park Sports Ground	72	72	16	16	Fully booked.
318	Swinton Barracks	-	-	-	-	Unavailable for community use.
340	The Wellington Academy	72	58	10	6	Generally free 17:00 to 18:00 (Mon to Wed) and 20:30 to 21:00 midweek. Four slots remain at the weekend.
342	Tidworth Oval	72	Unknown	16	Unknown	Booking information was not made available.

Demand relating to smaller size pitches is not included within the above as insufficient data has been made available to inform this study. Furthermore, the supply is not as capable of accommodate sufficient levels of training and match play demand.

# WILTSHIRE COUNCIL

## PLAYING PITCH ASSESSMENT REPORT

---

### ***Imported demand***

The only known imported demand 3G pitch identified into Wiltshire is via Swindon Town FC. The professional club travel to the Beversbrook Sports Facility which it utilises as its training ground. The Club imports its men's training as well as some of its academy and youth teams to the site. In addition, Forest Green Rovers FC imports demand to Stanley Park Sports Ground as its men's training ground.

### ***Exported demand***

Salisbury Youth FC has a number of its teams competing in youth football leagues in Hampshire (Testway Youth Football League, Eastleigh and District Mini Soccer League and South & District Tyro Football League). These leagues operate central venues for teams up to the U11 age group, with 3G provision often utilised as part of this. This therefore equates to exported 3G pitch demand, although it is preferable for the Club and, thus, not considered to be an issue.

No training demand is identified as being exported.

### ***Unmet/latent demand***

Getting access to good quality, affordable training facilities is a problem for many clubs throughout the country. In the winter months, midweek training is only possible at sports lit facilities, with 3G provision preferred by the FA and most clubs.

In Wiltshire, 62% of football clubs that responded to consultation report that they require additional access to 3G provision, which represents a relatively high proportion of unmet demand. Around three quarters (74%) of these clubs are currently training on 3G pitches but do not have capacity for all of their teams, or do not have access at preferred times.

The remaining clubs expressing unmet demand (26%) are not training on 3G pitches at all and are instead using sand-based pitches (particularly at John of Gaunt School, Melksham Oak Community College, Springfield Community Campus, St Marys Calne Sports Centre, Kingdown in Warminster and Royal Wootton Bassett Academy) or grass pitches, either at their home grounds or elsewhere. In total, 223 teams in Wiltshire are using sand-based pitches for training.

### ***Future demand***

As set out in Part 2 of this report, there is an anticipated increase of 10 football teams by 2038 (based on population projections). If this growth was realised, and if all additional teams wanted to train on 3G provision, it could potentially increase the number of 3G pitches required. This will be factored into the supply and demand analysis below.

Away from football, there is anticipated growth of six rugby union teams. It is likely that a partial amount of this demand will require access to World Rugby compliant 3G pitch provision for training/competitive demand, although this is likely to be more marginal and therefore less likely to increase the overall need for 3G pitches (above and beyond current requirements).

# WILTSHIRE COUNCIL PLAYING PITCH ASSESSMENT REPORT

## 3.4: Supply and demand analysis

### *Football*

The FA considers high quality 3G pitches as an essential tool in promoting coach and player development, with the pitches considered to be great assets on account of being able to support intensive use and use during inclement weather. Primarily, such facilities have been installed for social use and training, however, they are increasingly being used for competition, which the FA wholly supports.

### *Training demand*

Getting access to good quality, affordable training facilities is a problem for many clubs throughout the country. In the winter months, midweek training is only possible at sports lit facilities, with 3G provision preferred by the FA and most clubs.

The FA's long-term ambition is to provide every affiliated team in England the opportunity to train once per week on a sports lit 3G surface, together with priority access for every England Accredited Club through a partnership agreement. As such, it has established a model to calculate the required number of pitches to meet demand, with one 11v11 pitch being required to service every 38 teams within a local authority. This is based on peak time access being Tuesday, Wednesday and Thursday evenings (Mondays and Fridays are discounted as it is considered that teams do not want to train in such close proximity to a weekend match, and it also allows for other forms of access such as for commercial leagues and recreational play).

For the model, only 11v11 3G pitches are included as the smaller sized pitches are considered to be too small to accommodate purposeful training demand, in addition to some being unavailable for community use. In addition, some 11v11 pitches are not considered to provided full capacity for football due to existing usage limitations, such as at Chippenham Rugby Club whereby it is predominately used for non-football purposes.

The contribution each pitch makes towards the modelling is summarised in the table below. This then informs the proceeding tables.

*Table 3.8: Contribution of 3G pitches in meeting training requirements*

Site name	Analysis area	Size (metres)	Comments	11v11 3G pitch equivalents
Beverbrook Sports Facility	Calne	95 x 56	11v11 pitch fully available to the community.	1
Chippenham Rugby Club	Chippenham & Villages	100 x 60	Primarily used to accommodate rugby union demand.	0.5
Gerard Buxton Sports Ground	Royal Wootton Bassett & Cricklade	105 x 70	11v11 pitch fully available to the community.	1
Green Lane Playing Fields	Devizes	105 x 74	11v11 pitch fully available to the community.	1

## WILTSHIRE COUNCIL PLAYING PITCH ASSESSMENT REPORT

Site name	Analysis area	Size (metres)	Comments	11v11 3G pitch equivalents
Marlborough Road Pitches	Stonehenge	105 x 70	11v11 pitch fully available to the community.	1
Mod Larkhill	Stonehenge	105 x 70	Not available for community use.	-
Mod Lyneham	Royal Wootton Bassett & Cricklade	100 x 60	Not available for community use.	-
Sarum Academy	Salisbury	100 x 64	11v11 pitch fully available to the community.	1
Stanley Park Sports Ground	Chippenham & Villages	105 x 70	11v11 pitch fully available to the community.	1
Swinton Barracks	Tidworth	105 x 70	Not available for community use.	-
The Wellington Academy	Tidworth	91 x 55	11v11 pitch fully available to the community.	1
Tidworth Oval	Tidworth	100 x 65	11v11 pitch fully available to the community.	1

No clubs currently report using any of the pitches for training that have been discounted in the table above, further evidencing their unsuitability for this purpose.

Based on 874 teams currently playing on football pitches in Wiltshire, there is a theoretical need for 23 11v11 3G pitches (rounded up from 22.65). As there are currently 8.5 11v11 3G pitch equivalents provided, this means that there is a potential need for 14.5 additional 11v11 3G pitches to meet all current training demand.

*Table 3.9: Current demand for 3G pitches in Wiltshire (based on 38 teams per pitch)*

Current number of teams	3G requirement <sup>8</sup>	Current number of 11v11 3G pitch equivalents	Current shortfall
874 <sup>9</sup>	23	8.5	14.5

When considering future demand for an additional 10 teams (based on growth identified in Part 2 of this report), the overall need remains for 23 11v11 pitches (rounded up from 22.92).

<sup>8</sup> Rounded to the nearest 0.5.

<sup>9</sup> Includes 13 teams from Salisbury Youth FC that export match play demand.

## WILTSHIRE COUNCIL PLAYING PITCH ASSESSMENT REPORT

Table 3.10: Future demand for 3G pitches in Wiltshire (based on 38 teams per pitch)

Future number of teams	3G requirement <sup>10</sup>	Current number of 11v11 3G pitch equivalents	Future shortfall
884	23	8.5	14.5

Alternatively, the table below considers the number of 3G pitches required if every team was to remain training within the respective analysis area that they play in. This not only identifies where the potential needs exist across Wiltshire, but it can also be used to guide which areas should be targeted for new provision.

Table 3.11: Current demand for 3G pitches by analysis area (based on 38 teams per pitch)

Analysis area	Current number of teams	Current requirement <sup>11</sup>	Current number of 11v11 3G pitch equivalents	Current shortfall
Stonehenge	63	1.5	1	0.5
Bradford-on-Avon	31	1	-	1
Calne	70	2	1	1
Chippenham & Villages	76	2	1.5	0.5
Corsham	44	1	-	1
Devizes	63	1.5	1	0.5
Malmesbury	38	1	-	1
Marlborough	42	1	-	1
Melksham	85	2	-	2
Pewsey	13	0.5	-	0.5
Royal Wootton Bassett & Cricklade	84	2	1	1
Salisbury	48 <sup>12</sup>	1.5	1	0.5
South West Wiltshire	22	0.5	-	0.5
Southern Wiltshire	65	1.5	-	1.5
Tidworth	30	1	2	-
Trowbridge	54	1.5	-	1.5
Warminster	22	0.5	-	0.5
Westbury	22	0.5	-	0.5

This shows an overall shortfall of 15 11v11 3G pitch equivalents and identifies that there are specific shortfalls in all analysis areas apart from the Tidworth Analysis Area, which is deemed to have sufficient capacity of 3G pitch provision (it is theoretically over-supplied).

Overall, the amount of 3G pitches required within the analysis area modelling is broadly the same as the Wiltshire-wide analysis. With this being said, clubs will travel to neighbouring analysis areas to access provision if required, especially if strategically located in close proximity. For example, the oversupply in the Tidworth Analysis Area could meet some demand from the Pewsey and Stonehenge analysis areas, meaning the potential shortfalls may in some capacity be met. Therefore, the overall shortfall may be less than the model suggests in certain localities.

<sup>10</sup> Rounded to the nearest 0.5.

<sup>11</sup> Rounded to the nearest 0.5.

<sup>12</sup> Includes 13 teams from Salisbury Youth FC that export match play demand.



# WILTSHIRE COUNCIL

## PLAYING PITCH ASSESSMENT REPORT

---

### *The role of sand/water-based pitches*

The above section assumes that all football teams should train on 3G pitches. However, in practice, there is a national need for a proportion of football training demand to be retained on hockey suitable AGPs to maintain the financial and commercial sustainability of such provision. This is especially the case where only minimal hockey demand exists, at which point the provision needs to be protected for hockey use but can require supplementary activity in order to remain viable.

In Wiltshire, the 11v11 pitches at Melksham Oak Community School, Kingdown in Warmnster, St Marys Calne Sports Centre, John of Gaunt School and Stonar School accommodate either no hockey demand and/or have relatively high football demand with no major pressures for more hockey access.

In contrast, the 11v11 pitches at Chippenham Sports Club, Dauntsey's School, Marlborough College, Springfield Community Campus and Royal Wootton Bassett Academy are extremely well used for hockey. The transfer of supplementary football usage may aid capacity issues.

For further information, please see Part 7: Hockey.

### *Match play demand*

Improving grass pitch quality is one way to increase the capacity at sites but given the cost of doing such work and the continued maintenance required (and associated costs), alternatives need to be considered that can offer a more sustainable model for the future of football. The substitute to grass pitches is the use of 3G pitches for competitive matches, providing that the pitch is FA approved, sports lit and available for community use during the peak period.

In Wiltshire, a considerable number of 3G pitches are FA approved to host competitive matches and 63 affiliated teams are registered as using the provision for regular match play. Whilst this is a considerable number, given the large supply of 3G pitches provided and the number that are not certified, there are significant opportunities for this to be further increased.

Moreover, as the number of 3G pitches increases in line with meeting training demand shortfalls, so should the number of teams utilising the provision for matches, which in turn should further relieve grass pitches of use. As such, whilst the number of 3G pitches needed for matches will never outweigh the number of 3G pitches needed for training (as they would not be sustainable without midweek usage), maximising the pitches that are in place and that are proposed should be fully supported.

The use of 3G pitches for matches also emphasises the importance of maintaining good quality pitches. Should pitches become poor quality, they will likely lose accreditation to accommodate fixtures. This will then result in all teams using the provision needing to transfer to grass pitches, adding to their usage, reducing their capacity and further diminishing their quality.

# WILTSHIRE COUNCIL PLAYING PITCH ASSESSMENT REPORT

---

## ***Rugby union***

There is evidence to warrant the creation of additional World Rugby compliant 3G pitches given the grass pitch shortfalls evident in Part 5 of this report, both overall and sites such as Ballards Ash Sports Ground (Royal Wootton Bassett & Cricklade), Chippenham Rugby Club (Chippenham & Villages), Marlborough Rugby Club (Marlborough), Oakfield Stadium – Melksham Rugby Club (Melksham), Salisbury Rugby Football Club (Salisbury) and Trowbridge Rugby Club (Trowbridge). However, other solutions to alleviate these deficits may also be possible.

## ***Other sports***

There is no known usage of 3G pitch provision for any other affiliated sports in Wiltshire, other than football and rugby union. Furthermore, there is no known ambitions from clubs to access such provision currently or in the future (e.g., American football and Australian rules football clubs).

## **3.5: Conclusion**

For football, there is a current shortfall of 3G pitches in Wiltshire to meet requirements, as evidenced through the levels of demand evidenced and with only minimal amounts of spare capacity remaining on the current supply of pitches. The proceeding Strategy & Action Plan document will identify areas and sites that should be prioritised for provision moving forward, taking into account existing proposals.

For rugby union, an increase in suitable 3G pitches may provide a solution to the identified overplay of grass pitches and as such should be explored within any future provision developments. This, however, needs to be considered against grass pitch solutions to fully determine requirements. This will also be explored in the subsequent Strategy document.

# WILTSHIRE COUNCIL

## PLAYING PITCH ASSESSMENT REPORT

---

### **3G – supply and demand summary**

- ◀ Based on current demand, there is a shortfall of 3G pitches to meet football training requirements, and shortfalls are evident within all analysis areas apart from Tidworth.
- ◀ There is evidence to warrant the creation of additional World Rugby compliant 3G provision given the grass pitch shortfalls evident as this could be a solution to alleviating the deficits.

### **3G – supply summary**

- ◀ In total, there are 13 11v11 and 10 smaller sized 3G pitches identified in Wiltshire, although four 11v11 and six smaller sized pitches are unavailable for community use.
- ◀ All of the community available 11v11 and small size pitches are serviced by sports lighting.
- ◀ Despite obtaining planning permission (19/10805/FUL) in June 2021, a proposed development adjacent to Trowbridge Rugby Club for the creation of a 3G pitch, suitable for rugby union and football, is no longer happening due to raising costs.
- ◀ A planning application (PL/2024/00325) for an additional pitch at Stanley Park Sports Ground has recently been submitted.
- ◀ Six of the 13 11v11 3G pitches are either FA or FIFA certified, whilst the certification for the pitch at The Wellington Academy expired in June 2023.
- ◀ There are currently two World Rugby compliant 3G pitches, located at Chippenham Rugby Club and Tidworth Oval.
- ◀ For the community available 11v11 3G pitches, there are four good quality pitches (44%), four standard quality pitches (44%) and one poor quality pitches identified (11%).
- ◀ No ancillary facility issues have been identified.

### **3G – demand summary**

- ◀ The 3G pitches currently servicing Wiltshire are broadly reported to be operating at or close to capacity at peak times, especially during winter months.
- ◀ Whilst most activity is football related, some rugby union activity has been identified as well, with the pitch at Chippenham Rugby Club being used heavily for both training and match play.
- ◀ High levels of unmet demand for 3G pitch access is expressed, with 62% of responding football clubs stating that additional provision is required to meet or better cater for their training requirements.
- ◀ No significant exported or imported 3G pitch demand is identified, outside of some central venue match play requirements in Hampshire and professional club activity by Swindon Town FC.
- ◀ If future demand from population projections (and/or club aspirations) is realised, this will further increase 3G requirements for football and rugby union.

# WILTSHIRE COUNCIL PLAYING PITCH ASSESSMENT REPORT

## PART 4: CRICKET

### 4.1: Introduction

Wiltshire Cricket is the main governing and representative body for Cricket within Wiltshire. Working closely with the England and Wales Cricket Board (ECB), it is responsible for the management and development of every form of recreational cricket for men, women and children within the area. It is currently working with the ECB on delivering its Strategy, 'Inspiring Generations', which has been live since 2020.

For adult cricket in Wiltshire there are three main offerings; Saturday, Sunday and midweek cricket (including some recreational demand). The youth league structure tends to be club-based matches which are played mid-week, although some matches are also played on Sundays. The playing season generally runs from April to September.

### Consultation

In total there are 70 community cricket clubs in Wiltshire. Of these, 47 clubs responded to consultation requests resulting in a response rate of 67%. A full breakdown of the responsive clubs can be seen in the table below.

It should be noted that of the 23 none responding clubs, 13 are single and double team clubs.

*Table 4.1: Cricket club response rate*

Club name	Club response?
Allington CC	Yes
Amesbury CC	Yes
Ashton Keynes CC	No
Avebury CC	Yes
Avon Valley CC	No
Beehive Southwick CC	Yes
Biddestone CC	Yes
Bishops Cannings CC	Yes
Box CC	No
Bradford-on-Avon CC	No
Bratton CC	Yes
Broughton Gifford CC	No
Burbage & Easton Royal CC	No
Calne CC	Yes
Chalke Valley CC	No
Charlton CC	Yes
Chilmark CC	No
Chippenham CC	Yes
Christian Malford CC	Yes
Chute CC	No
Collingbourne CC	Yes
Corsham CC	Yes
Corsley CC	Yes
Cricklade CC	Yes
Devizes CC	Yes

# WILTSHIRE COUNCIL PLAYING PITCH ASSESSMENT REPORT

Club name	Club response?
Dinton CC	Yes
Erlestoke & Coulston CC	No
Farley CC	Yes
Fonthill Park CC	Yes
Goatacre CC	Yes
Great Bedwyn CC	Yes
Great Durnford CC	Yes
Grittleton CC	Yes
Harnham CC	Yes
Heytesbury & Sutton Veny CC	Yes
Horingsham CC	No
Keevil CC	No
Kennet Valley CC	Yes
Kilminster & Stourton CC	No
Lacock CC	No
Langley Burrell CC	Yes
Lydiard Millicent CC	No
Malmesbury CC	Yes
Marlborough CC	No
Melksham CC	Yes
Mere CC	No
Oaksey CC	No
Potterne CC	Yes
Poulshot CC	Yes
Purton CC	Yes
Ramsbury CC	Yes
Redlynch & Hale CC	Yes
Royal Wootton Bassett CC	No
Shalbourne CC	No
Shreston Magna CC	No
Shrewton CC	Yes
South Wilts CC	Yes
Spye Park CC	Yes
Steeple Langford CC	Yes
Sutton Benger CC	No
Trowbridge CC	No
Urchfont Village CC	Yes
Warminster CC	Yes
Westbury & District CC	Yes
White Horse CC	Yes
Whiteparish CC	Yes
Whitley CC	Yes
Wilcot CC	Yes
Winsley CC	Yes
Winterbourne CC	Yes

# WILTSHIRE COUNCIL PLAYING PITCH ASSESSMENT REPORT

## County Facilities Strategy (CFS)

In 2022, to build upon the ECB's Inspiring Generations Strategy, the ECB started the process of producing County Facilities Strategies (CFS). A CFS will be produced by each individual county cricket board and will be unique to its geographical area as well as being diverse in its representation.

The CFS will be a 'long-term' plan with county boards ensuring it provides a ten-year view of facility needs. These will therefore be seen as a long-term plan and will involve engagement with key stakeholders, including clubs, leagues, active partnerships, county pitch advisors and Sport England.

To inform the strategies, the ECB has set out guidelines to ensure that the following facilities are considered throughout the development of the strategies:

- ◀ Traditional facilities (pitches, outfield, pavilions, practice areas)
- ◀ Non-traditional facilities (multi-use games areas, tapeball/softball spaces, courts/cages)
- ◀ Indoor facilities (multi use halls, cricket specific halls, match play venues)

The strategies will be used to shape investment decisions and priorities, with the decision-making process clearly explained before a list of priority projects is produced. To inform this process, each strategy will utilise PPS findings, where in place, as a 'high quality' evidence base.

## 4.2: Supply

### Grass wicket squares

In total, there are 97 grass wicket cricket squares in Wiltshire provided across 82 sites, with 80 squares available for community use across 75 sites. Two community available squares are provided at Biddestone Village Hall, Burbage & Easton Royal Sports Club, Devizes Sports Club, Gerard Buxton Sports Ground and Salisbury & South Wilts Sports Club.

As seen in the table below, each analysis area has provision. The Chippenham & Villages Analysis Area has the most community available grass cricket squares with a total of nine (12% of provision), whilst the Trowbridge, Bradford-on-Avon, Tidworth and Westbury analysis areas have the fewest, with each providing two squares.

Table 4.2: Summary of grass wicket squares

Area number	Analysis area	Number of squares available for community use	Number of squares unavailable for community use
1	Stonehenge	3	1
2	Bradford-on-Avon	2	-
3	Calne	3	-
4	Chippenham & Villages	9	-
5	Corsham	3	-
6	Devizes	7	5
7	Malmesbury	5	-
8	Marlborough	5	5
9	Melksham	5	-
10	Pewsey	6	-

# WILTSHIRE COUNCIL PLAYING PITCH ASSESSMENT REPORT

Area number	Analysis area	Number of squares available for community use	Number of squares unavailable for community use
11	Royal Wootton Bassett & Cricklade	6	-
12	Salisbury	3	2
13	South West Wiltshire	7	3
14	Southern Wiltshire	4	-
15	Tidworth	2	-
16	Trowbridge	2	-
17	Warminster	6	1
18	Westbury	2	-
-	<b>Total</b>	<b>80</b>	<b>17</b>

## Non-turf pitches

There are a total of 57 active non-turf pitches (NTPs) across Wiltshire with 26 accompanying grass wickets squares and the remaining 31 being standalone.

Of the 57 NTPs, 24 are considered unavailable for community use. All of these are located at educational or MOD sites. There is, however, some form of community available provision in 15 of the 18 analysis areas, with only the Bradford-on-Avon, Malmesbury and Trowbridge analysis areas without a community available NTP.

The NTPs are summarised in the table below.

Table 4.3: Summary of NTPs in Wiltshire

Site ID	Site name	Analysis area	Community use?	Number of NTPs	Position
1	Abbeyfield School	Chippenham & Villages	No	1	Standalone
12	Stonehenge School Playing Fields (Holders Lane)	Stonehenge	No	2	Standalone
31	Beverbrook Sports Facility	Calne	Yes	1	Standalone
32	Biddestone Village Hall	Chippenham & Villages	Yes	1	Square
43	Box Recreation Ground	Corsham	Yes	1	Square
46	Bradon Forest School	Royal Wootton Bassett & Cricklade	No	1	Standalone
46	Bradon Forest School	Royal Wootton Bassett & Cricklade	No	1	Standalone
48	Bratton Recreation Ground	Westbury	Yes	1	Square
57	Burbage & Easton Royal Sports Club	Pewsey	Yes	1	Square
62	Castle Meadow Playing Field	South West Wiltshire	Yes	1	Standalone
63	Chafyn Grove School	Salisbury	No	1	Standalone
64	Chalke Valley Sports Centre	South West Wiltshire	Yes	1	Standalone
82	Collingbourne Ducis Recreation Ground	Tidworth	Yes	1	Square
104	Devizes Sports Club	Devizes	Yes	1	Square

# WILTSHIRE COUNCIL PLAYING PITCH ASSESSMENT REPORT

Site ID	Site name	Analysis area	Community use?	Number of NTPs	Position
106	Dinton Recreation Ground	South West Wiltshire	Yes	1	Square
107	Donhead Sports Club	South West Wiltshire	Yes	1	Standalone
113	Duchy Manor	South West Wiltshire	Yes	1	Square
130	Gerard Buxton Sports Ground	Royal Wootton Bassett & Cricklade	Yes	1	Square
132	Goatacre Recreation Ground	Calne	Yes	1	Square
143	Hardenhuish School	Chippenham & Villages	No	1	Standalone
159	Horningsham Playing Fields	Warminster	Yes	1	Square
166	Kilmington & Stourton Cricket Club	South West Wiltshire	Yes	1	Square
171	Kingsbury Green Academy	Calne	No	1	Standalone
176	Land Warfare Centre	Warminster	Yes	1	Square
177	Landford Recreation Ground	Southern Wiltshire	Yes	1	Standalone
182	Lavington School	Devizes	No	1	Standalone
184	Leafy Lane Playing Fields	Corsham	Yes	1	Standalone
197	Marlborough College	Marlborough	No	2	Square
197	Marlborough College	Marlborough	No	4	Standalone
199	Marlborough Road Pitches	Stonehenge	No	1	Standalone
202	Matravers School	Westbury	No	1	Standalone
204	Melksham House	Melksham	Yes	1	Square
212	MOD Lyneham	Royal Wootton Bassett & Cricklade	No	1	Standalone
251	Ramsbury Recreation Centre	Marlborough	Yes	1	Square
254	Redlynch Recreation Ground	Southern Wiltshire	Yes	1	Square
258	Salisbury & South Wilts Sports Club	Salisbury	Yes	1	Square
271	Seend Lye Field	Devizes	Yes	1	Standalone
276	Sheldon School	Chippenham & Villages	Yes	1	Square
276	Sheldon School	Chippenham & Villages	Yes	1	Standalone
277	Shrewton Recreation Ground	Stonehenge	Yes	1	Square
285	Spaniels Bridge	Devizes	Yes	1	Square
290	St Augustine's Catholic Technology College	Trowbridge	No	1	Standalone
323	The Clarendon Academy	Trowbridge	No	2	Standalone
326	The Corsley War Memorial Playing Field	Warminster	Yes	1	Square
337	The Trafalgar School at Downton	Southern Wiltshire	No	1	Standalone
357	Warminster Prep School	Warminster	No	1	Standalone



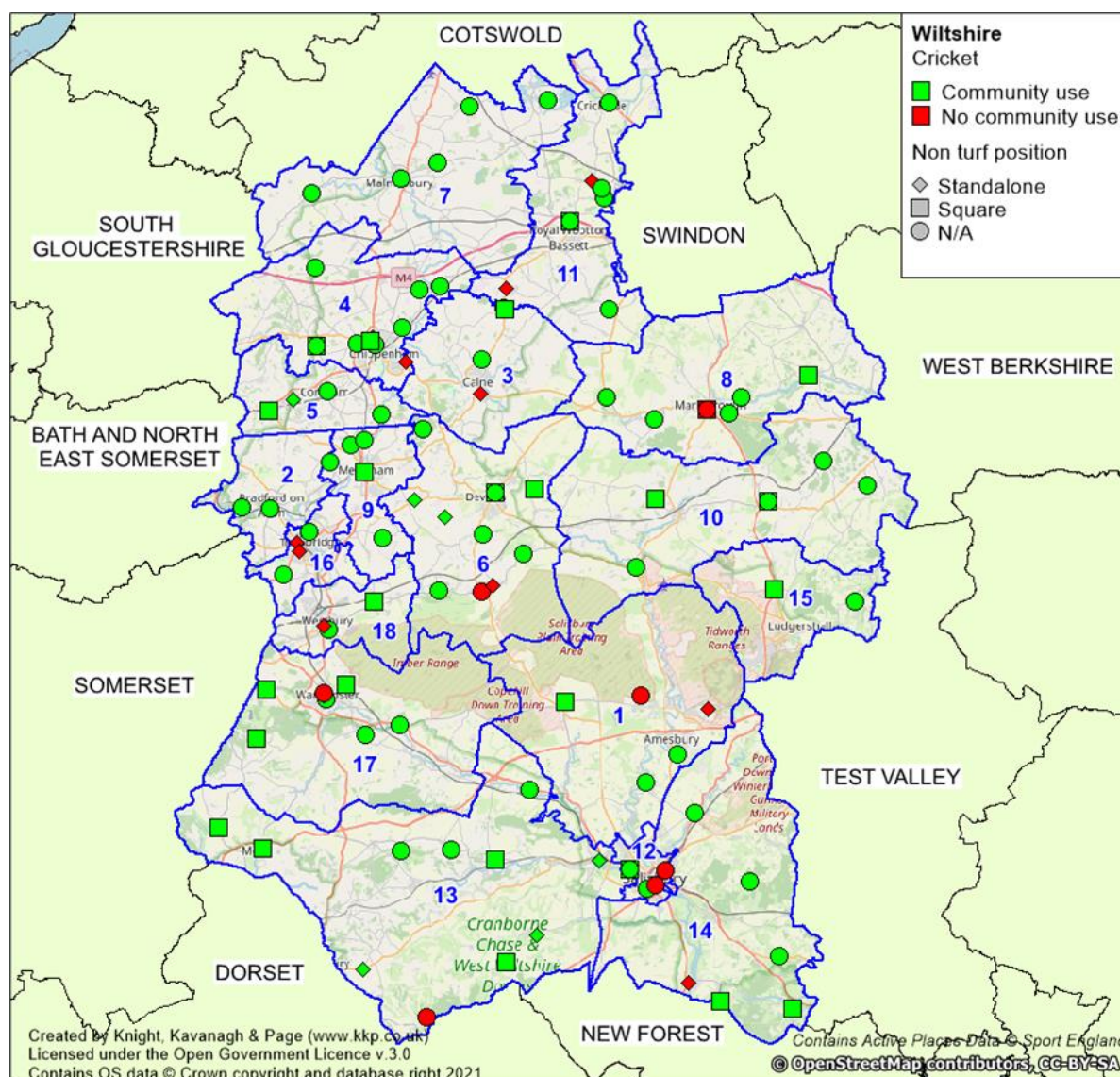
# WILTSHIRE COUNCIL PLAYING PITCH ASSESSMENT REPORT

Site ID	Site name	Analysis area	Community use?	Number of NTPs	Position
359	Warminster School	Warminster	No	1	Standalone
389	Village Green	Devizes	Yes	1	Standalone
392	Sir Phillip Dunn Memorial Ground	Pewsey	Yes	1	Square
395	Chalke Valley Cricket Club	South West Wiltshire	Yes	1	Square
395	Chalke Valley Cricket Club	South West Wiltshire	Yes	1	Standalone

NTPs, particularly when located at club sites, can aid with training and practice and can help reduce overplay on grass wickets when used for matches. The ECB highlights that NTPs which follow its TS6 guidance on performance standards are suitable for high level, senior play. Additionally, NTPs are frequently used for junior matches across the Country.

For the location of all grass wicket and NTP cricket provision, see Figure 4.1 below.

Figure 4.1: Location of cricket pitches within Wiltshire



## WILTSHIRE COUNCIL PLAYING PITCH ASSESSMENT REPORT

Table 4.4: Key to map of cricket squares

Site ID	Site name	Postcode	Analysis area	Community use?	No. of squares	User/s	No. of grass wickets	No of non-turf pitches
1	Abbeyfield School	SN15 3XB	Chippenham & Villages	No	1	-	-	1
4	Alexander Memorial Field	BA12 7AP	Warminster	Yes	1	Heytesbury & Sutton Veny CC	10	-
12	Stonehenge School Playing Fields (Holders Lane)	ST4 7PH	Stonehenge	No	2	-	-	2
15	Archers Gate Centenary Pavilion	SP4 7XX	Stonehenge	Yes	1	Amesbury CC	9	-
18	Avebury Sports Field	SN8 1RD	Marlborough	Yes	1	Avebury CC	11	-
31	Beverbrook Sports Facility	SN11 9FL	Calne	Yes	1	Calne CC	9	-
31	Beverbrook Sports Facility	SN11 9FL	Calne	Yes	1	Calne CC	-	1
32	Biddestone Village Hall	SN14 7BZ	Chippenham & Villages	Yes	1	Biddestone CC	12	-
32	Biddestone Village Hall	SN14 7BZ	Chippenham & Villages	Yes	1	Biddestone CC	8	1
43	Box Recreation Ground	SN13 8NT	Corsham	Yes	1	Box CC	8	1
46	Bradon Forest School	SN5 4AT	Royal Wootton Bassett & Cricklade	No	2	-	-	2
47	Bradstone Sports Field	SN6 6PH	Malmesbury	Yes	1	Ashton Keynes CC	10	-
48	Bratton Recreation Ground	BA13 4RF	Westbury	Yes	1	Bratton CC Trowbridge CC	5	1
55	Broughton Gifford Common	SN12 8LY	Melksham	Yes	1	Broughton Gifford CC	7	-
57	Burbage & Easton Royal Sports Club	SN8 3AN	Pewsey	Yes	1	Burbage & Easton Royal CC	10	-
57	Burbage & Easton Royal Sports Club	SN8 3AN	Pewsey	Yes	1	Burbage & Easton Royal CC	6	1
62	Castle Meadow Playing Field	SP2 0HG	South West Wiltshire	Yes	1	-	-	1
63	Chafyn Grove School	SP1 1LR	Salisbury	No	1	-	9	-
63	Chafyn Grove School	SP1 1LR	Salisbury	No	1	-	-	1
64	Chalke Valley Sports Centre	SP5 5DX	South West Wiltshire	Yes	1	-	-	1

## WILTSHIRE COUNCIL PLAYING PITCH ASSESSMENT REPORT

Site ID	Site name	Postcode	Analysis area	Community use?	No. of squares	User/s	No. of grass wickets	No of non-turf pitches
66	Charlton Village Hall & Playing Field	SN16 9DL	Malmesbury	Yes	1	Charlton CC	5	-
69	Chestnut Springs Playing Field	SN5 3NH	Royal Wootton Bassett & Cricklade	Yes	1	Lydiard Millicent CC Swindon CC <sup>13</sup>	5	-
71	Chippenham Rugby Club	SN14 0YZ	Chippenham & Villages	Yes	1	Allington CC	10	-
72	Chippenham Sports Club	SN15 1NH	Chippenham & Villages	Yes	1	Chippenham CC	16	-
82	Collingbourne Ducis Recreation Ground	SN8 3UH	Tidworth	Yes	1	Collingbourne CC	7	1
84	Coronation Field (Farley)	SP5 1AH	Southern Wiltshire	Yes	1	Farley CC	8	-
85	Corsham Cricket Club	SN13 9EU	Corsham	Yes	1	Corsham CC	13	-
91	Cricklade Cricket Club	SN6 6BL	Royal Wootton Bassett & Cricklade	Yes	1	Cricklade CC	10	-
96	Culver Close Playing Field	BA15 1LF	Bradford-On-Avon	Yes	1	Bradford-on-Avon CC	9	-
98	Dauntsey's School	SN10 4HE	Devizes	No	1	-	11	-
98	Dauntsey's School	SN10 4HE	Devizes	No	1	-	10	-
98	Dauntsey's School	SN10 4HE	Devizes	No	1	-	7	-
98	Dauntsey's School	SN10 4HE	Devizes	No	1	-	7	-
98	Dauntsey's School	SN10 4HE	Devizes	No	1	-	3	-
104	Devizes Sports Club	SN10 2DL	Devizes	Yes	1	Devizes CC	14	-
104	Devizes Sports Club	SN10 2DL	Devizes	Yes	1	Devizes CC	4	1
106	Dinton Recreation Ground	SP3 5HH	South West Wiltshire	Yes	1	Dinton CC	8	1
107	Donhead Sports Club	SP7 0PL	South West Wiltshire	Yes	1	-	-	1
113	Duchy Manor	BA12 6EW	South West Wiltshire	Yes	1	Mere CC Kilmington & Stourton CC	9	1
118	Erlestoke & Coulston Cricket Club	SN10 5TX	Devizes	Yes	1	Erlestoke & Coulston CC	10	-

<sup>13</sup> Imported demand from Swindon Borough Council

## WILTSHIRE COUNCIL PLAYING PITCH ASSESSMENT REPORT

Site ID	Site name	Postcode	Analysis area	Community use?	No. of squares	User/s	No. of grass wickets	No of non-turf pitches
130	Gerard Buxton Sports Ground	SN4 8DS	Royal Wootton Bassett & Cricklade	Yes	1	Royal Wootton Bassett CC	14	-
130	Gerard Buxton Sports Ground	SN4 8DS	Royal Wootton Bassett & Cricklade	Yes	1	Royal Wootton Bassett CC	6	1
131	Goatacre Cricket Club	SN11 9JA	Calne	Yes	1	Goatacre CC	10	-
132	Goatacre Recreation Ground	SN11 9JA	Calne	Yes	1	Goatacre CC	5	1
134	Great Bedwyn Cricket Club	SN8 3PB	Pewsey	Yes	1	Great Bedwyn CC	8	-
140	Grittleton Cricket Ground	SN14 6AW	Chippenham & Villages	Yes	1	Grittleton CC	7	-
143	Hardenhuish School	SN14 6RJ	Chippenham & Villages	No	1	-	-	1
146	Harnham Cricket Ground	SP2 8JY	Salisbury	Yes	1	Harnham CC	8	-
149	Heytesbury Park	BA12 0HQ	Warminster	Yes	1	Heytesbury & Sutton Veny CC	10	-
159	Horningsham Playing Fields	BA12 7LL	Warminster	Yes	1	Horningsham CC	3	1
165	Kennet Valley Village Hall & Recreation Ground	SN8 4EL	Marlborough	Yes	1	Kennet Valley CC	6	-
166	Kilminster & Stourton Cricket Club	BA12 6QF	South West Wiltshire	Yes	1	Kilminster & Stourton CC	10	1
167	King George V Playing Field (Lower Chute)	SP11 9DU	Tidworth	Yes	1	Chute CC	8	-
171	Kingsbury Green Academy	SN11 8YH	Calne	No	1	-	-	1
175	Lacock Recreation Ground	SN15 2LQ	Corsham	Yes	1	Lacock CC	6	-
176	Land Warfare Centre	BA12 9DT	Warminster	Yes	1	Warminster CC	6	1
177	Landford Recreation Ground	SP5 2AJ	Southern Wiltshire	Yes	1	-	-	1
178	Langford Recreation Ground	SP3 4ND	South West Wiltshire	Yes	1	Steeple Langford CC	12	-
179	Langley Burrell Playing Pitch	SN15 4LL	Chippenham & Villages	Yes	1	Langley Burrell CC	6	-
182	Lavington School	SN10 4EB	Devizes	No	1	-	-	1
184	Leafy Lane Playing Fields	SN13 0JY	Corsham	Yes	1	-	-	1

## WILTSHIRE COUNCIL PLAYING PITCH ASSESSMENT REPORT

Site ID	Site name	Postcode	Analysis area	Community use?	No. of squares	User/s	No. of grass wickets	No of non-turf pitches
186	Leighton Recreation Centre	BA13 3PW	Westbury	Yes	1	Westbury & District CC	12	-
197	Marlborough College	SN8 1PA	Marlborough	No	1	-	14	-
197	Marlborough College	SN8 1PA	Marlborough	No	1	-	6	-
197	Marlborough College	SN8 1PA	Marlborough	No	1	-	9	1
197	Marlborough College	SN8 1PA	Marlborough	No	1	-	7	1
197	Marlborough College	SN8 1PA	Marlborough	No	1	-	-	2
197	Marlborough College	SN8 1PA	Marlborough	No	1	-	5	-
197	Marlborough College	SN8 1PA	Marlborough	No	1	-	-	1
197	Marlborough College	SN8 1PA	Marlborough	No	1	-	-	1
198	Marlborough Cricket Club	SN8 3HN	Marlborough	Yes	1	Marlborough CC	14	-
199	Marlborough Road Pitches	SP4 9AA	Stonehenge	No	1	-	-	1
202	Matravers School	BA13 3QH	Westbury	No	1	-	-	1
204	Melksham House	SN12 6ES	Melksham	Yes	1	Melksham CC	10	1
209	Minal Cricket Club & Sports Field	SN8 2LY	Marlborough	Yes	1	Marlborough CC	6	-
211	MOD Larkhill	SP4 8QT	Stonehenge	No	1	-	8	-
212	MOD Lyneham	SN15 4XX	Royal Wootton Bassett & Cricklade	No	1	-	-	1
230	Oaksey Playing Field	SN16 9TG	Malmesbury	Yes	1	Oaksey CC	7	-
241	Potterne Cricket Club (The Grove)	SN10 5PH	Devizes	Yes	1	Potterne CC	10	-
245	Purton Cricket Club	SN5 4EB	Royal Wootton Bassett & Cricklade	Yes	1	Purton CC	13	-
251	Ramsbury Recreation Centre	SN8 2RB	Marlborough	Yes	1	Ramsbury CC Swindon CC <sup>14</sup>	6	1
254	Redlynch Recreation Ground	SP5 2LN	Southern Wiltshire	Yes	1	Redlynch & Hale CC	14	1
258	Salisbury & South Wilts Sports Club	SP2 9NY	Salisbury	Yes	1	South Wilts CC	14	-
258	Salisbury & South Wilts Sports Club	SP2 9NY	Salisbury	Yes	1	South Wilts CC	10	1

<sup>14</sup> Imported demand from Swindon Borough Council  
November 2024

## WILTSHIRE COUNCIL PLAYING PITCH ASSESSMENT REPORT

Site ID	Site name	Postcode	Analysis area	Community use?	No. of squares	User/s	No. of grass wickets	No of non-turf pitches
259	Salisbury Cathedral School	SP1 2EQ	Salisbury	No	1	-	5	-
263	Sandroyd School	SP5 5QD	South West Wiltshire	No	1	-	13	-
263	Sandroyd School	SP5 5QD	South West Wiltshire	No	1	-	9	-
263	Sandroyd School	SP5 5QD	South West Wiltshire	No	1	-	7	-
271	Seend Lye Field	SN12 6NS	Devizes	Yes	1	Melksham CC	-	1
274	Shalbourne Recreation Ground	SN8 3PZ	Pewsey	Yes	1	Shalbourne CC	5	-
276	Sheldon School	SN14 6HJ	Chippenham & Villages	Yes	1	Chippenham CC	4	1
276	Sheldon School	SN14 6HJ	Chippenham & Villages	Yes	1	Chippenham CC	-	1
277	Shrewton Recreation Ground	SP3 4JU	Stonehenge	Yes	1	Shrewton CC	9	1
284	Southwick Playing Field	BA14 9QN	Trowbridge	Yes	1	Beehive Southwick CC	10	-
285	Spaniels Bridge	SN10 3LG	Devizes	Yes	1	Bishops Cannings CC Potterne CC	11	1
288	Spye Park Cricket Club	SN15 2PS	Devizes	Yes	1	Spye Park CC	10	-
290	St Augustine's Catholic Technology College	BA14 9EN	Trowbridge	No	1	-	-	1
317	Sutton Benger Recreation Ground	SN15 4RU	Chippenham & Villages	Yes	1	Sutton Benger CC	5	-
323	The Clarendon Academy	BA14 0DJ	Trowbridge	No	1	-	-	1
323	The Clarendon Academy	BA14 0DJ	Trowbridge	No	1	-	-	1
326	The Corsley War Memorial Playing Field	BA12 7PJ	Warminster	Yes	1	Corsley CC	6	1
327	The Downs	BA15 2LX	Bradford-On-Avon	Yes	1	Winsley CC	12	-
331	The Green	SN15 4BG	Chippenham & Villages	Yes	1	Christian Malford CC	7	-
337	The Trafalgar School at Downton	SP5 3HN	Southern Wiltshire	No	1	-	-	1
341	The Worthies	SN16 9JX	Malmesbury	Yes	1	Malmesbury CC	11	-

## WILTSHIRE COUNCIL PLAYING PITCH ASSESSMENT REPORT

Site ID	Site name	Postcode	Analysis area	Community use?	No. of squares	User/s	No. of grass wickets	No of non-turf pitches
348	Urchfont Village Cricket Club	SN10 4RJ	Devizes	Yes	1	Urchfont Village CC Potterne CC	11	-
353	Warminster Cricket Club	BA12 8LL	Warminster	Yes	1	Warminster CC	14	-
357	Warminster Prep School	BA12 8JG	Warminster	No	1	-	-	1
359	Warminster School	BA12 8PJ	Warminster	No	1	-	6	-
359	Warminster School	BA12 8PJ	Warminster	No	1	-	-	1
371	Whiteparish Memorial Ground	SP5 2SU	Southern Wiltshire	Yes	1	Whiteparish CC	6	-
384	The Ground at Big Garston Field	SN9 6EH	Pewsey	Yes	1	Avon Valley CC	5	-
385	Cleeves Farm, Chilmark	SP3 5AY	South West Wiltshire	Yes	1	Chilmark CC	4	-
386	Stop Lane	SP3 6EZ	South West Wiltshire	Yes	1	Fonhill Park CC	9	-
387	Great Durnford	SP4 6AY	Stonehenge	Yes	1	Great Durnford CC	8	-
388	The Manor	BA14 6SB	Melksham	Yes	1	Keevil CC	7	-
389	Village Green	SN10 1RT	Devizes	Yes	1	Poulshot CC	-	1
390	Manor Lane	SN4 9PL	Royal Wootton Bassett & Cricklade	Yes	1	White Horse CC Avebury CC	8	-
391	Whitley Golf Club	SN12 8EQ	Melksham	Yes	1	Whitley CC	6	-
392	Sir Phillip Dunn Memorial Ground	SN9 5NS	Pewsey	Yes	1	Wilcot CC	10	1
393	Portway	SP4 6JL	Southern Wiltshire	Yes	1	Winterbourne CC	9	-
394	St Barnabas Cricket Ground	SN12 7PT	Melksham	Yes	1	Corsham CC	7	-
395	Chalke Valley Cricket Club	SP5 5BA	South West Wiltshire	Yes	1	Chalke Valley CC	5	1
395	Chalke Valley Cricket Club	SP5 5BA	South West Wiltshire	Yes	1	Chalke Valley CC	-	1
396	Sherston Magna Cricket Ground	SN16 0NX	Malmesbury	Yes	1	Shreston Magna CC	10	-
397	Trowbridge Cricket Club	BA14 8PX	Trowbridge	Yes	1	Trowbridge CC	17	-

# WILTSHIRE COUNCIL

## PLAYING PITCH ASSESSMENT REPORT

---

### *Future provision*

Shrewton CC is currently developing a new ground (SP3 4DZ), located just under one kilometre from the Club's current venue at Shrewton Recreation Ground. The new provision will have a ten wicket grass square that has been laid and is ready for use, with some teams to relocate there from the start of the 2024 season. Nevertheless, it also plans to continue to use its existing site for a range of its teams moving forward, with this giving the Club the ability to expand its demand.

At present, there is no clubhouse built, although plans are in place to start developing this over the next 12 months. However, it is said that some funding support is still required to complete this element of the development.

Elsewhere, Westbury & District CC is to establish a third XI for the 2024 season and it is in discussions with a number of sites/providers so that the team has a venue for home matches. However, longer term, the Club has aspirations to secure a dedicated location for the demand, with two options being explored. The first option is to find its own secondary location that it can develop, whilst the other is to work with a local school to develop a cricket square on site that it would then have shared use of.

Cricklade CC reports that it is currently searching for a new site to develop a new ground. This is due to the current site Cricklade Cricket Club having flooding issues, with costs for undertaking repairs rising. The Club has currently mentioned one option at present for a relocation to Cricklade Rugby Club, however more work is required to establish how this would be feasible.

Malmesbury CC highlights its desire to acquire and develop a second ground. Whilst no site is currently identified, the Club requires a second site to alleviate pressure on its current square at The Worthies.

### *Hybrid pitches*

The ECB has been working with SIS Pitches on the installation of hybrid cricket wickets at county cricket clubs (2019) such as Edgbaston Cricket Ground and more recently at recreational sites such as Perry Hall Playing Fields (Birmingham) in 2021 and Didsbury Cricket Club (Manchester) in 2022.

A hybrid wicket combines natural turf grass with less than 5% of uniquely engineered, soft polyethylene yarn, which has already been used for other sports such as to improve golf tees, tennis courts and pitch surrounds. These wickets are designed to offer greater capacity in addition to reducing the time spent on repair works, with a faster recovery time intended. Reports have found that hybrid wickets improve surface stability, reduce wear, reduce bowler foot holes and significantly extended hours of playing time (around double the capacity of natural turf provision).

Ideally, once hybrid wickets become more readily available for community cricket clubs and have gone through the required testing, they could act as a way to increase levels of playing capacity on heavily used squares. This would be particularly beneficial for those sites which are limited in space and cannot create additional wickets due to restrictions on things such as boundary length and ball strike.



# WILTSHIRE COUNCIL

## PLAYING PITCH ASSESSMENT REPORT

---

Although it is difficult at this stage to understand what impact hybrid wickets could have on capacity, it is suggested that they could potentially alleviate all the overplay on both junior and senior wickets. This is based on the assumption that more senior demand can take place on the hybrid wickets allowing for the outer senior wickets to be used/converted for junior demand.

### ***Disused sites/provision***

There are several sites in Wiltshire containing disused cricket provision. These are:

- ◀ Barry's Field Sports Ground (Southern Wiltshire Analysis Area)
- ◀ Calne Recreation Ground (Calne Analysis Area)
- ◀ Compton Chamberlayne Cricket Field (South West Analysis Area)
- ◀ Fovant Cricket Club (South West Wiltshire Analysis Area)
- ◀ Minety Playing Fields (Malmesbury Analysis Area)
- ◀ North Bradley Peace Memorial Trust Recreation Ground (Trowbridge Analysis Area)
- ◀ South Newton Rec (Stonehenge Analysis Area)

Fovant Cricket Club is an entirely disused site that is under private ownership and now maintained as private gardens. The site previously provided an eight wicket square and was last maintained for cricket in 2014.

Similarly, Compton Chamberlayne Cricket Field is a disused site that previously contained eight grass wickets. It has not been maintained for cricket since *circa* 2011.

All remaining sites are still active playing field sites that are used for football, with Minety Playing Fields and Calne Recreation Ground also used for rugby union. The former was last maintained for cricket in 2017 and provided seven grass wickets, whilst the latter was last used for cricket *circa* 2006.

North Bradley Peace Memorial Trust Recreation Ground previously accommodated an eight wicket grass square, with satellite imagery suggesting that it has not been maintained or utilised since *circa* 2005.

South Newton Rec previously accommodated a nine wicket square until 2018, whilst Barry's Field Sports Ground ceased providing cricket in 2017. It too had nine grass wickets.

It should be noted that there is a parcel of land adjacent to Trowbridge Cricket Club which previously accommodate a second square on the site. This playing field land was partially built upon in 2016 to provide for the development of Trowbridge Health Centre, however, a section of the land still remains disused.

### ***Security of tenure***

For reference, a site is considered to have unsecure tenure if the cricket provision on the site is not guaranteed to be retained in the long-term. As such, unless known otherwise, squares managed by the Council (including city, town and parish councils) are secure as part of a commitment to continue providing a sports and leisure offering.

The table below identifies tenure arrangements for all affiliated clubs in Wiltshire, where known.

# WILTSHIRE COUNCIL

## PLAYING PITCH ASSESSMENT REPORT

Table 4.5: Summary of security of tenure for Wiltshire cricket clubs

Site ID	Site	Analysis area	Club/league	Arrangement	Tenure
15	Archers Gate Centenary Pavilion	Stonehenge	Amesbury CC	Long term lease agreement from Amesbury Town Council	Secure
18	Avebury Sports Field	Marlborough	Avebury CC	Long term lease agreement from National Trust (40 years remaining)	Secure
31	Beverbrook Sports Facility	Calne	Calne CC	Annual rent agreement from Calne Town Council	Secure
32	Biddestone Village Hall	Chippenham & Villages	Biddestone CC	Rolling informal lease via Parish Council	Secure
43	Box Recreation Ground	Corsham	Box CC	<i>Unknown</i>	Secure
47	Bradstone Sports Field	Malmesbury	Ashton Keynes CC	<i>Unknown</i>	Secure
48	Bratton Recreation Ground	Westbury	Bratton CC	Annual rental agreement from Parish Council	Secure
55	Broughton Gifford Common	Melksham	Broughton Gifford CC	<i>Unknown</i>	Secure
57	Burbage & Easton Royal Sports Club	Pewsey	Burbage & Easton Royal CC	<i>Unknown</i>	Secure
66	Charlton Village Hall & Playing Field	Malmesbury	Charlton CC	Annual rental agreement from Parish Council	Secure
69	Chestnut Springs Playing Field	Royal Wootton Bassett & Cricklade	Lydiard Millicent CC	<i>Unknown</i>	Secure
71	Chippenham Rugby Club	Chippenham & Villages	Allington CC	Freehold	Secure
72	Chippenham Sports Club	Chippenham & Villages	Chippenham CC	Freehold	Secure
82	Collingbourne Ducis Recreation Ground	Tidworth	Collingbourne CC	Annual rental agreement from Parish Council	Secure
84	Coronation Field (Farley)	Southern Wiltshire	Farley CC	Long term lease agreement from parish council	Secure
85	Corsham Cricket Club	Corsham	Corsham CC	Long term lease agreement	Secure
91	Cricklade Cricket Club	Royal Wootton Bassett & Cricklade	Cricklade CC	Long term lease agreement with Wiltshire Council (currently negotiating new lease)	Secure
96	Culver Close Playing Field	Bradford-on-Avon	Bradford-on-Avon CC	<i>Unknown</i>	Secure
104	Devizes Sports Club	Devizes	Devizes CC	Freehold	Secure

# WILTSHIRE COUNCIL PLAYING PITCH ASSESSMENT REPORT

Site ID	Site	Analysis area	Club/league	Arrangement	Tenure
106	Dinton Recreation Ground	South West Wiltshire	Dinton CC	Long term lease agreement from Recreation Ground Trustees	Secure
113	Duchy Manor	South West Wiltshire	Mere CC	<i>Unknown</i>	Secure
118	Erlestoke & Coulston Cricket Club	Devizes	Erlestoke & Coulston CC	<i>Unknown</i>	Secure
130	Gerard Buxton Sports Ground	Royal Wootton Bassett & Cricklade	Royal Wootton Bassett CC	<i>Unknown</i>	Secure
131	Goatacre Cricket Club	Calne	Goatacre CC	Freehold	Secure
132	Goatacre Recreation Ground	Calne	Goatacre CC	Lease agreement	Secure
134	Great Bedwyn Cricket Club	Pewsey	Great Bedwyn CC	Freehold	Secure
140	Grittleton Cricket Ground	Chippenham & Villages	Grittleton CC	Annual rental agreement from Grittleton Village Hall Trustees	Secure
146	Harnham Cricket Ground	Salisbury	Harnham CC	Annual rental agreement from Salisbury City Council	Secure
149	Heytesbury Park	Warminster	Heytesbury & Sutton Veny CC	Rolling rental agreement	<b>Unsecure</b>
159	Horningsham Playing Fields	Warminster	Horningsham CC	<i>Unknown</i>	Secure
165	Kennet Valley Village Hall & Recreation Ground	Marlborough	Kennet Valley CC	Informal agreement, maintain square for free usage	<b>Unsecure</b>
166	Kilminster & Stourton Cricket Club	South West Wiltshire	Kilminster & Stourton Cricket Club	<i>Unknown</i>	Secure
175	Lacock Recreation Ground	Corsham	Lacock CC	<i>Unknown</i>	Secure
178	Langford Recreation Ground	South West Wiltshire	Steeple Langford CC	Freehold	Secure
179	Langley Burrell Playing Pitch	Chippenham & Villages	Langley Burrell CC	Annual rental agreement from Village Hall Trust	Secure
186	Leighton Recreation Centre	Westbury	Westbury & District CC	Long term lease agreement with Wiltshire Council (and currently negotiating new lease)	Secure
198	Marlborough Cricket Club	Marlborough	Marlborough CC	Freehold	Secure

# WILTSHIRE COUNCIL PLAYING PITCH ASSESSMENT REPORT

Site ID	Site	Analysis area	Club/league	Arrangement	Tenure
204	Melksham House	Melksham	Melksham CC	Long term lease agreement from Wiltshire Council (99 years)	Secure
209	Minal Cricket Club & Sports Field	Marlborough	Marlborough CC	<i>Unknown</i>	Secure
230	Oaksey Playing Field	Malmesbury	Oaksey CC	<i>Unknown</i>	Secure
241	Potterne Cricket Club (The Grove)	Devizes	Potterne CC	Long term lease agreement from private owner (20 years remaining)	Secure
245	Purton Cricket Club	Royal Wootton Bassett & Cricklade	Purton CC	Annual rent agreement from parish council (covenant on site for cricket use only)	Secure
251	Ramsbury Recreation Centre	Marlborough	Ramsbury CC	Annual rent agreement from Parish Council, owned Ramsbury Recreation Centre	Secure
254	Redlynch Recreation Ground	Southern Wiltshire	Redlynch & Hale CC	Annual rental agreement from Redlynch Playing Field Association	Secure
258	Salisbury & South Wilts Sports Club	Salisbury	South Wilts CC	Overarching sports club onsite have long term lease agreement of site. Club pay nominal fee the overarching sports club	Secure
274	Shalbourne Recreation Ground	Pewsey	Shalbourne CC	<i>Unknown</i>	Secure
276	Sheldon School	Chippenham & Villages	Chippenham CC	Long term lease agreement pending (30 years agreed but still to be signed and currently on peppercorn rent).	<b>Unsecure</b> but secure tenure pending
277	Shrewton Recreation Ground	Stonehenge	Shrewton CC	Lease from Trustees which manage site for the village	Secure
284	Southwick Playing Field	Trowbridge	Beehive Southwick CC	Rolling rental agreement with Southwick Playing Field Committee	Secure
285	Spaniels Bridge	Devizes	Bishops Canning CC	Long term lease agreement from private landowner (16 years remaining)	Secure
288	Spye Park Cricket Club	Devizes	Spye Park CC	Long term lease agreement from Spye Park Farm LTD	Secure
317	Sutton Benger Recreation Ground	Chippenham & Villages	Sutton Benger CC	<i>Unknown</i>	Secure
326	The Corsley War Memorial Playing Field	Warminster	Corsley CC	Rolling annual lease agreement from Trust	Secure

# WILTSHIRE COUNCIL PLAYING PITCH ASSESSMENT REPORT

Site ID	Site	Analysis area	Club/league	Arrangement	Tenure
327	The Downs	Bradford-on-Avon	Winsley CC	Freehold	Secure
331	The Green	Chippenham & Villages	Christian Malford CC	Annual rental agreement from parish council	Secure
341	The Worthies	Malmesbury	Malmesbury CC	Long term lease agreement from Worthies Farm, extension of lease currently being negotiated.	Secure
348	Urchfont Village Cricket Club	Devizes	Urchfont Village CC	Long term lease agreement from Urchfont Parish Council (190 years)	Secure
353	Warminster Cricket Club	Warminster	Warminster CC	Freehold	Secure
371	Whiteparish Memorial Ground	Southern Wiltshire	Whiteparish CC	Rolling annual lease from Whiteparish Memorial Trust	Secure
384	The Ground at Big Garston Field	Pewsey	Avon Valley CC	<i>Unknown</i>	Secure
385	Cleeves Farm, Chilmark	South West Wiltshire	Chilmark CC	<i>Unknown</i>	Secure
386	Stop Lane	South West Wiltshire	Fonthill Park CC	Annual rent agreement from Fonthill Estate	<b>Unsecure</b>
387	Great Durnford	Stonehenge	Great Dunford CC	Long term lease agreement from Great Durnford Estate (21 years)	Secure
388	The Manor	Melksham	Keevil CC	<i>Unknown</i>	Secure
389	Village Green	Devizes	Poulshot CC	Annual rent agreement from Parish Council	Secure
390	Manor Lane	Royal Wootton Bassett & Cricklade	White Horse CC	Long term lease agreement from private landowner (five years remaining)	Secure
391	Whitley Golf Club	Melksham	Whitley CC	Annual rent agreement from Whitley Golf Club	<b>Unsecure</b>
392	Sir Phillip Dunn Memorial Ground	Pewsey	Wilcot CC	Lease agreement	Secure
393	Portway	Southern Wiltshire	Winterbourne CC	Long term lease agreement	Secure
394	St Barnabas Cricket Ground	Melksham	Corsham CC	<i>Unknown</i>	Secure
395	Chalke Valley Cricket Club	South West Wiltshire	Chalke Valley CC	<i>Unknown</i>	Secure
396	Sherston Magna Cricket Ground	Malmesbury	Sherston Magna CC	<i>Unknown</i>	Secure
397	Trowbridge Cricket Club	Trowbridge	Trowbridge CC	<i>Unknown</i>	Secure

As seen, tenure of sites in Wiltshire is generally secure. However, Heytesbury & Sutton Veny and Fonthill Park cricket clubs are considered to have unsecure tenure. This is due to only having yearly rolling renting arrangements on their home sites.

# WILTSHIRE COUNCIL

## PLAYING PITCH ASSESSMENT REPORT

In addition, Chippenham CC is considered to have unsecure tenure on its secondary site at Sheldon School, although it has recently agreed a 30 year lease agreement with the School for the grass cricket square, secondary NTP pitch and the area surrounding the two pitches. Once signed, this will help support the Club in its aspirations for a changing room/pavilion development for the two pitches, which are currently serviced by no ancillary provision. It currently pays a peppercorn rent in return for use of the site, whilst maintaining the grass wicket square.

Heytesbury & Sutton Veny CC is currently on a rolling annual rental agreement at its Heyesbury Park site. However, the land is privately owned, and the Club has recently been handed its notice to vacate the site, with the land owner looking to sell the site for housing development. The Club has a secondary site at Alexander Memorial Field and is due to relocate to the site for the 2024 season.

Biddestone CC currently has a rolling annual rent agreement with the Parish Council for use of Biddestone Village Hall, which is considered to be secure given the nature of the operator. However, it has had a lease agreement written up to further secure the tenure of the site, although it cannot be legally signed until the Club become incorporated. It is currently working towards this. It should be noted that Wiltshire Cricket identifies this as an issue across the Authority with a number of club's not being incorporated and therefore unable to sign lease agreements. Whilst many of these clubs are considered to have secure tenure as these lease agreements have been written up, there is a need to support club incorporation to enable these agreements to be signed and legally binding. In addition, club incorporation is also a potential barrier to receiving funding.

### ***Pitch quality***

The quality of cricket pitches has been assessed via a combination of site visits (using non-technical assessments as determined by the ECB) and user consultation to reach and apply an agreed rating on a scale of good, standard and poor. For the full assessment criteria, please see Appendix 2.

Maintaining high pitch quality is the most important aspect of cricket; if the wicket is poor, it can affect the quality of the game and can, in some instances, become dangerous. As an example, if a square is poor quality, a ball can bounce erratically on a wicket and become a danger to players.

Of the 97 grass wicket cricket squares in Wiltshire, 66 (68%) are rated as good quality, whilst 31 (32%) are rated as standard quality. There are no poor quality grass wicket cricket squares identified. The site-by-site breakdown of this is shown in the following table.

*Table 4.6: Quality ratings for all grass wicket squares (site-by-site)*

Site ID	Site name	Analysis area	Community use?	Number of squares	Square quality
4	Alexander Memorial Field	Warminster	Yes	1	Good
15	Archers Gate Centenary Pavilion	Stonehenge	Yes	1	Good
18	Avebury Sports Field	Marlborough	Yes	1	Good
31	Beverbrook Sports Facility	Calne	Yes	1	Good
32	Biddestone Village Hall	Chippenham & Villages	Yes	2	Standard
43	Box Recreation Ground	Corsham	Yes	1	Standard

# WILTSHIRE COUNCIL PLAYING PITCH ASSESSMENT REPORT

Site ID	Site name	Analysis area	Community use?	Number of squares	Square quality
47	Bradstone Sports Field	Malmesbury	Yes	1	Good
48	Bratton Recreation Ground	Westbury	Yes	1	Good
55	Broughton Gifford Common	Melksham	Yes	1	Standard
57	Burbage & Easton Royal Sports Club	Pewsey	Yes	2	Good
63	Chafyn Grove School	Salisbury	No	1	Good
66	Charlton Village Hall & Playing Field	Malmesbury	Yes	1	Standard
69	Chestnut Springs Playing Field	Royal Wootton Bassett & Cricklade	Yes	1	Good
71	Chippenham Rugby Club	Chippenham & Villages	Yes	1	Good
72	Chippenham Sports Club	Chippenham & Villages	Yes	1	Standard
82	Collingbourne Ducis Recreation Ground	Tidworth	Yes	1	Standard
84	Coronation Field (Farley)	Southern Wiltshire	Yes	1	Good
85	Corsham Cricket Club	Corsham	Yes	1	Good
91	Cricklade Cricket Club	Royal Wootton Bassett & Cricklade	Yes	1	Good
96	Culver Close Playing Field	Bradford-on-Avon	Yes	1	Good
98	Dauntsey's School	Devizes	No	5	Good
104	Devizes Sports Club	Devizes	Yes	1	Good
104	Devizes Sports Club	Devizes	Yes	1	Standard
106	Dinton Recreation Ground	South West Wiltshire	Yes	1	Good
113	Duchy Manor	South West Wiltshire	Yes	1	Standard
118	Erlestoke & Coulston Cricket Club	Devizes	Yes	1	Good
130	Gerard Buxton Sports Ground	Royal Wootton Bassett & Cricklade	Yes	1	Good
130	Gerard Buxton Sports Ground	Royal Wootton Bassett & Cricklade	Yes	1	Standard
131	Goatacre Cricket Club	Calne	Yes	1	Good
132	Goatacre Recreation Ground	Calne	Yes	1	Good
134	Great Bedwyn Cricket Club	Pewsey	Yes	1	Good
140	Grittleton Cricket Ground	Chippenham & Villages	Yes	1	Good
146	Harnham Cricket Ground	Salisbury	Yes	1	Standard
149	Heytesbury Park	Warminster	Yes	1	Good
159	Horningsham Playing Fields	Warminster	Yes	1	Good
165	Kennet Valley Village Hall & Recreation Ground	Marlborough	Yes	1	Standard
166	Kilmington & Stourton Cricket Club	South West Wiltshire	Yes	1	Good
167	King George V Playing Field (Lower Chute)	Tidworth	Yes	1	Standard
175	Lacock Recreation Ground	Corsham	Yes	1	Standard

# WILTSHIRE COUNCIL PLAYING PITCH ASSESSMENT REPORT

Site ID	Site name	Analysis area	Community use?	Number of squares	Square quality
176	Land Warfare Centre	Warminster	Yes	1	Good
178	Langford Recreation Ground	South West Wiltshire	Yes	1	Good
179	Langley Burrell Playing Pitch	Chippenham & Villages	Yes	1	Standard
186	Leighton Recreation Centre	Westbury	Yes	1	Good
197	Marlborough College	Marlborough	No	5	Good
198	Marlborough Cricket Club	Marlborough	Yes	1	Good
204	Melksham House	Melksham	Yes	1	Good
209	Minal Cricket Club and Sports Field	Marlborough	Yes	1	Good
211	MOD Larkhill	Stonehenge	No	1	Good
230	Oaksey Playing Field	Malmesbury	Yes	1	Standard
241	Potterne Cricket Club (The Grove)	Devizes	Yes	1	Good
245	Purton Cricket Club	Royal Wootton Bassett & Cricklade	Yes	1	Standard
251	Ramsbury Recreation Centre	Marlborough	Yes	1	Good
254	Redlynch Recreation Ground	Southern Wiltshire	Yes	1	Standard
258	Salisbury & South Wilts Sports Club	Salisbury	Yes	2	Good
259	Salisbury Cathedral School	Salisbury	No	1	Standard
263	Sandroyd School	South West Wiltshire	No	3	Good
274	Shalbourne Recreation Ground	Pewsey	Yes	1	Good
276	Sheldon School	Chippenham & Villages	Yes	1	Standard
277	Shrewton Recreation Ground	Stonehenge	Yes	1	Good
284	Southwick Playing Field	Trowbridge	Yes	1	Good
285	Spaniels Bridge	Devizes	Yes	1	Standard
288	Spye Park Cricket Club	Devizes	Yes	1	Good
317	Sutton Bengier Recreation Ground	Chippenham & Villages	Yes	1	Standard
326	The Corsley War Memorial Playing Field	Warminster	Yes	1	Good
327	The Downs	Bradford-on-Avon	Yes	1	Good
331	The Green	Chippenham & Villages	Yes	1	Good
341	The Worthies	Malmesbury	Yes	1	Good
348	Urchfont Village Cricket Club	Devizes	Yes	1	Good
353	Warminster Cricket Club	Warminster	Yes	1	Good
359	Warminster School	Warminster	No	1	Good
371	Whiteparish Memorial Ground	Southern Wiltshire	Yes	1	Good



# WILTSHIRE COUNCIL PLAYING PITCH ASSESSMENT REPORT

Site ID	Site name	Analysis area	Community use?	Number of squares	Square quality
384	The Ground at Big Garston Field	Pewsey	Yes	1	Standard
385	Cleeves Farm, Chilmark	South West Wiltshire	Yes	1	Standard
386	Stop Lane	South West Wiltshire	Yes	1	Good
387	Great Durnford	Stonehenge	Yes	1	Standard
388	The Manor	Melksham	Yes	1	Standard
390	Manor Lane	Royal Wootton Bassett & Cricklade	Yes	1	Standard
391	Whitley Golf Club	Melksham	Yes	1	Standard
392	Sir Phillip Dunn Memorial Ground	Pewsey	Yes	1	Standard
393	Portway	Southern Wiltshire	Yes	1	Good
394	St Barnabas Cricket Ground	Melksham	Yes	1	Good
395	Chalke Valley Cricket Club	South West Wiltshire	Yes	1	Standard
396	Sherston Magna Cricket Ground	Malmesbury	Yes	1	Standard
397	Trowbridge Cricket Club	Trowbridge	Yes	1	Good

Of the 31 squares assessed as standard quality, there are a range of differing reasons for them not being considered good. Most commonly, a number of sites show none or very little evidence of repair work across old, used wickets.

Chippenham CC reports that the square at Chippenham Sports Club is of standard quality, noting issues with the consistency of bounce. In addition, the Club reports that it tends to score low when the square is used for the West of England Cricket League and Wiltshire County Cricket League. To rectify this, it states that it has invested a huge amount of time and effort in improving the square, bringing in external contractors to undertake end of season renovations.

At Manor Lane, the square is reportedly in need of investment. Furthermore, White Horse CC indicates that the machinery which is used to maintain the square is old and needs replacing.

Collingbourne CC reports that its square at Collingbourne Ducis Recreation Ground has been neglected in recent years with very little in season and out of season repair work done. This has led to the square reducing in quality over time. It reports a need to undertake work, which will require investment, to bring the provision back up to a good quality.

Devizes CC reports that its site has had issues with an increase in poor drainage across both of its pitches at Devizes Sports Club in recent years. It highlights that a contributing factor is a new developments in the area with drainage worsening since. The Club suggests that this had led to higher pressure on the ground staff to maintain the current quality of the squares onsite.

A number of club's have ambitions to undertake work to re-lay and improve certain aspects of their squares namely:

- ◆ Box CC (Box Recreation Ground)
- ◆ Christian Malford CC (The Green)
- ◆ Grittleton CC (Grittleton Cricket Ground)

# WILTSHIRE COUNCIL

## PLAYING PITCH ASSESSMENT REPORT

In addition to the above, both South Wilts CC and Redlynch & Hale CC have identified ambitions to install hybrid wickets on their square respective squares at Salisbury & South Wilts Sports Club and Redlynch Recreation Ground. South Wilts CC is looking to install four hybrid wickets across its two squares onsite, whilst Redlynch & Hale CC is looking to install two hybrid wickets.

### *Performance Quality Standards*

To obtain a full technical assessment of wickets and pitches, the ECB recommends a Performance Quality Standard (PQS) assessment to determine whether a cricket square meets the Performance Quality Standards which are benchmarked by the Grounds Management Association (GMA). There are three categories of measurement that relate to the overall quality of the square: structural quality, presentational quality and playing quality. Once a square has been assessed it is given a quality rating, as shown below.

Table 4.7: Performance Quality Standard assessment ratings

Quality Rating	Details
Premier (High)	Where the surface is intended for Premier League play, with those within the top quartile capable of holding minor county and 1st class one day matches. May include some of the better schools and university pitches.
Club (Standard)	A Club pitch suitable for league, school and junior cricket.
Basic	An acceptable level suitable for recreational cricket and where the surface is designed and maintained within tight financial limitations such as local authorities.
Unsuitable	This is where the surface is deemed unfit or unsafe for play.

Clubs can contact the ECB to arrange for a Grounds Management Association (GMA) pitch advisor to undertake a Performance Quality Standard assessment. Clubs can choose from three different reports (comprehensive/mini/verbal) that vary in cost. A fully comprehensive report includes soil testing and guidance on machinery and corrective procedures, a mini report includes guidance on machinery and corrective procedures and a verbal report is a spoken version of a mini report.

It should be noted that Pitchpower is now available to undertake technical assessments on squares. Although it has not been utilised during the 2023 season, moving forward it will stand as a replacement for PQS assessments.

### ***Ancillary facilities***

The table below identifies the quality of ancillary provision at the primary sites used for community cricket within Wiltshire. As seen, there are 20 sites accompanied by good quality facilities and 47 have standard quality provision, with only 11 sites categorised as having poor quality provision. In addition, there is currently one community available square at Sheldon School which has no onsite ancillary provision.

Table 4.8: Changing room quality

Site ID	Site	Analysis area	No. of squares	Quality
4	Alexander Memorial Field	Warminster	1	Poor
15	Archers Gate Centenary Pavilion	Stonehenge	1	Standard
18	Avebury Sports Field	Marlborough	1	Standard
31	Beverbrook Sports Facility	Calne	1	Good

# WILTSHIRE COUNCIL PLAYING PITCH ASSESSMENT REPORT

Site ID	Site	Analysis area	No. of squares	Quality
32	Biddestone Village Hall	Chippenham & Villages	2	Standard
43	Box Recreation Ground	Corsham	1	Standard
47	Bradstone Sports Field	Malmesbury	1	Standard
48	Bratton Recreation Ground	Westbury	1	Standard
55	Broughton Gifford Common	Melksham	1	Poor
57	Burbage & Easton Royal Sports Club	Pewsey	2	Standard
66	Charlton Village Hall & Playing Field	Malmesbury	1	Standard
69	Chestnut Springs Playing Field	Royal Wootton Bassett & Cricklade	1	Standard
71	Chippenham Rugby Club	Chippenham & Villages	1	Good
72	Chippenham Sports Club	Chippenham & Villages	1	Standard
82	Collingbourne Ducis Recreation Ground	Tidworth	1	Standard
84	Coronation Field (Farley)	Southern Wiltshire	1	Poor
85	Corsham Cricket Club	Corsham	1	Standard
91	Cricklade Cricket Club	Royal Wootton Bassett & Cricklade	1	Standard
96	Culver Close Playing Field	Bradford-on-Avon	1	Good
104	Devizes Sports Club	Devizes	2	Good
106	Dinton Recreation Ground	South West Wiltshire	1	Standard
113	Duchy Manor	South West Wiltshire	1	Standard
118	Erlestoke & Coulston Cricket Club	Devizes	1	Standard
130	Gerard Buxton Sports Ground	Royal Wootton Bassett & Cricklade	2	Good
131	Goatacre Cricket Club	Calne	1	Standard
132	Goatacre Recreation Ground	Calne	1	Standard
134	Great Bedwyn Cricket Club	Pewsey	1	Poor
140	Grittleton Cricket Ground	Chippenham & Villages	1	Poor
146	Harnham Cricket Ground	Salisbury	1	Poor
149	Heytesbury Park	Warminster	1	Poor
159	Horningsham Playing Fields	Warminster	1	Standard
165	Kennet Valley Village Hall & Recreation Ground	Marlborough	1	Standard
166	Kilmington and Stourton Cricket Club	South West Wiltshire	1	Standard
167	King George V Playing Field (Lower Chute)	Tidworth	1	Standard
175	Lacock Recreation Ground	Corsham	1	Standard
176	Land Warfare Centre	Warminster	1	Good
178	Langford Recreation Ground	South West Wiltshire	1	Poor
179	Langley Burrell Playing Pitch	Chippenham & Villages	1	Poor
186	Leighton Recreation Centre	Westbury	1	Standard
198	Marlborough Cricket Club	Marlborough	1	Standard
204	Melksham House	Melksham	1	Good

## WILTSHIRE COUNCIL PLAYING PITCH ASSESSMENT REPORT

Site ID	Site	Analysis area	No. of squares	Quality
209	Minal Cricket Club and Sports Field	Marlborough	1	Standard
230	Oaksey Playing Field	Malmesbury	1	Standard
241	Potterne Cricket Club (The Grove)	Devizes	1	Good
245	Purton Cricket Club	Royal Wootton Bassett & Cricklade	1	Poor
251	Ramsbury Recreation Centre	Marlborough	1	Standard
254	Redlynch Recreation Ground	Southern Wiltshire	1	Standard
258	Salisbury & South Wilts Sports Club	Salisbury	2	Good
274	Shalbourne Recreation Ground	Pewsey	1	Standard
276	Sheldon School	Chippenham & Villages	1	No provision
277	Shrewton Recreation Ground	Stonehenge	1	Standard
284	Southwick Playing Field	Trowbridge	1	Standard
285	Spaniels Bridge	Devizes	1	Standard
288	Spye Park Cricket Club	Devizes	1	Good
317	Sutton Benger Recreation Ground	Chippenham & Villages	1	Standard
326	The Corsley War Memorial Playing Field	Warminster	1	Good
327	The Downs	Bradford-on-Avon	1	Standard
331	The Green	Chippenham & Villages	1	Standard
341	The Worthies	Malmesbury	1	Standard
348	Urchfont Village Cricket Club	Devizes	1	Standard
353	Warminster Cricket Club	Warminster	1	Good
371	Whiteparish Memorial Ground	Southern Wiltshire	1	Good
384	The Ground at Big Garston Field	Pewsey	1	Standard
385	Cleeves Farm, Chilmark	South West Wiltshire	1	Standard
386	Stop Lane	South West Wiltshire	1	Good
387	Great Durnford	Stonehenge	1	Poor
388	The Manor	Melksham	1	Standard
390	Manor Lane	Royal Wootton Bassett & Cricklade	1	Standard
391	Whitley Golf Club	Melksham	1	Poor
392	Sir Phillip Dunn Memorial Ground	Pewsey	1	Standard
393	Portway	Southern Wiltshire	1	Good
394	St Barnabas Cricket Ground	Melksham	1	Good
395	Chalke Valley Cricket Club	South West Wiltshire	1	Standard
396	Sherston Magna Cricket Ground	Malmesbury	1	Standard
397	Trowbridge Cricket Club	Trowbridge	1	Good

At Coronation Field (Farnley), the showers and changing facilities are considered to be poor quality, with Farnley CC reporting that the provision is inadequate. The Club is hoping to secure funding to enable it to start works to upgrade these facilities.

Purton CC has plans to develop its clubhouse onsite at Purton Cricket Club. At present, the Club suggests that the ancillary provision is poor quality, whilst also highlighting that it has no female changing rooms. It therefore wants to redevelop the clubhouse which would see an update of the existing facilities and an extension to better accommodate women's and girls' demand.

## WILTSHIRE COUNCIL PLAYING PITCH ASSESSMENT REPORT

---

Great Bedwyn CC wants to improve its poor quality changing facilities. It also states an ambition to install an electronic scoreboard in the coming years.

Elsewhere, Potterne CC has looked into the possibility of redeveloping its clubhouse and changing rooms at Potterne Cricket Club (The Grove). It plans to remove the changing rooms out of the existing clubhouse, which would then be extended into additional bar and social space. It would then look to develop a second tier of the onsite the machinery shed to re-provide the changing facilities and to establish a viewing area for players.

Charlton CC reports that it is currently looking to invest in its clubhouse to ensure that both power, lighting and water are available. At present it has been quoted *circa* £20,000 for such a project, and states it does not have the funding to undertake the required works. It states it requires support with funding.

In addition, as mentioned previously, there are no accessible changing facilities at Sheldon School, which Chippenham CC uses as a secondary venue. The Club has two matches on the site each Saturday afternoon, with players often changing in the back of cars and having to walk to Chippenham Sports Club to access toilets. Once its lease agreement is formalised, it wants to develop a clubhouse on site with four changing rooms and social space.

In relation to Chippenham Sports Club, the site has wider development plans that includes the creation of new changing facilities (as well as a sports hall).

Bratton CC reports having plans to improve ancillary provision onsite. The Club has been supported by Wiltshire Cricket in recent years, hosting county age group fixtures. However, to extend this further as part of any ancillary provision improvement, it is looking to establish female changing rooms.

Whitley CC reports that on its site at Whitley Golf Club, the pavilion has no toilets. This means that players have to walk to the Golf Club clubhouse around 300 metres' away to use a toilet. In addition, the pavilion also has no suitable female changing.

Bradford on Avon CC is working closely with the Town Council as it looks towards the replacement of its current pavilion at Culver Close Playing Field. This is due to asbestos in the current building, whilst the facilities are also outdated. The Club is looking to develop a new fit for purpose facility on the same site and footprint and has now submitted a planning application.

Christian Malford CC aspires to build an extension its current pavilion at The Green, the development will help to support additional changing facilities for women's & girls.

Devizes CC is looking into the feasibility to build a new cricket specific pavilion at Devizes Sports Club which would see a move away from the shared facility which it current accesses with rugby the club and tennis club onsite. As part of this it would look to include the build of an indoor practice net facility. In addition, it is looking to also install perimeter fencing around the second pitch to help prevent issues with security and vandalism.

Corsham CC has long standing plans to increase the footprint of its pavilion at Corhsam Cricket Club. The Club hosts many events and functions on the site as well cricket fixtures up to National Counties level. The development would look to enhance and complement its existing facilities. Additionally, the Club in recent years invested into the square and outfield at St Barnabas Cricket Ground, however off field provision on the site is limited, the Club is looking flip its prioritises on the site and look to invest and improve the pavilion onsite.

## WILTSHIRE COUNCIL PLAYING PITCH ASSESSMENT REPORT

---

Redlynch and Hale CC has ambitions to improve the changing facilities at Redlynch Recreation Ground in partnership with the Redlynch Parish Council, Redlynch Playing Fields Association and Redlynch & Woodfalls FC.

Erlestoke and Coulston CC has plans in place to replace the current, wooden pavilion which is outdated and not considered as practical to support the Club. The Club is has been looking to a staged approach to re-building its pavilion and update its facilities over the coming years.

Melksham CC has plans to develop dedicated Women's changing rooms in the coming years whilst it also has plans to extend its main social area, which would support the Club in enabling it to host larger functions at on site at Melksham House.

Steeple Langford CC has ambitions to; redevelop its pavilion and changing facilities at Langford Recreation Ground, this is likely to be through the replacement of existing building which is old and dated. The Club has not highlighted that plans have been drawn up and at present, see this as purely an aspiration that it is looking to explore.

Malmesbury CC reports that its current pavilion and off field facilities at The Worthies are out of date and it is looking to prioritise the upgrade to existing changing rooms, which will include the development of dedicated female changings rooms. It is also looking to provide better disabled access to its pavilion.

Biddestone CC reports that due to its second square being located some distance from the existing main clubhouse. Therefore, the Club has ambitions to develop its off field facilities at its second ground, including changing rooms and social space.

Royal Wootton Bassett CC reports that it its second squares pavilion at Gerard Buxton Sports Ground is not up to a standard to sufficiently support the cricket which is played on it. The square hosts a range of women's and girls' cricket and it is looking to update the provision to better cater for its demand. This would include dedicated women's and girls provision and also updating existing changing rooms and toilets.

In addition to the above aspirations the following club's have plans to install electronic scoreboards:

- ◀ Box CC (Box Recreation Ground)
- ◀ Calne CC (Beverbrook Sports Facility)
- ◀ Urchfont Village CC (Urchfont Village Cricket Club)
- ◀ Wilcot CC (Sir Phillip Dunn Memorial Ground)

### ***Training facilities***

Access to cricket nets is important, particularly for pre-season/winter training. Clubs access both indoor and outdoor provision before the season commences, whilst during the season, outdoor training provision supplies most of the use.

In Wiltshire, from non-technical assessments, it was identified that of the 74 community available sites, just over half (39 or 53%) have dedicated fixed net provision. These are summarised in the table below.

# WILTSHIRE COUNCIL PLAYING PITCH ASSESSMENT REPORT

Table 4.9: Summary of current fixed net training facilities

Site ID	Site	Analysis area	Training facility	Quality
15	Archers Gate Centenary Pavilion	Stonehenge	1 x lane facility	Standard
18	Avebury Sports Field	Marlborough	2 x lane facility	Standard
31	Beverbrook Sports Facility	Calne	3 x lane facility	Standard
32	Biddestone Village Hall	Chippenham & Villages	2 x lane facility	Standard
32	Biddestone Village Hall	Chippenham & Villages	2 x lane facility	Poor
48	Bratton Recreation Ground	Westbury	1 x lane facility	Standard
57	Burbage & Easton Royal Sports Club	Pewsey	2 x lane facility	Standard
64	Chalke Valley Sports Centre	South West Wiltshire	1 x lane facility	Standard
71	Chippenham Rugby Club	Chippenham & Villages	2 x lane facility	Poor
72	Chippenham Sports Club	Chippenham & Villages	3 x lane facility	Standard
82	Collingbourne Ducis Recreation Ground	Tidworth	2 x lane facility	Poor
84	Coronation Field (Farley)	Southern Wiltshire	1 x lane facility	Standard
85	Corsham Cricket Club	Corsham	3 x lane facility	Standard
91	Cricklade Cricket Club	Royal Wootton Bassett & Cricklade	2 x lane facility	Standard
104	Devizes Sports Club	Devizes	2 x lane facility	Poor
118	Erlestoke & Coulston Cricket Club	Devizes	1 x lane facility	Poor
130	Gerard Buxton Sports Ground	Royal Wootton Bassett & Cricklade	3 x lane facility	Good
131	Goatacre Cricket Club	Calne	2 x lane facility	Standard
134	Great Bedwyn Cricket Club	Pewsey	1 x lane facility	Standard
140	Grittleton Cricket Ground	Chippenham & Villages	1 x lane facility	Poor
166	Kilmington & Stourton Cricket Club	South West Wiltshire	2 x lane facility	Poor
167	King George V Playing Field (Lower Chute)	Tidworth	1 x lane facility	Standard
178	Langford Recreation Ground	South West Wiltshire	2 x lane facility	Poor
186	Leighton Recreation Centre	Westbury	2 x lane facility	Standard
198	Marlborough Cricket Club	Marlborough	2 x lane facility	Standard
204	Melksham House	Melksham	2 x lane facility	Good
241	Potterne Cricket Club (The Grove)	Devizes	3 x lane facility	Standard
251	Ramsbury Recreation Centre	Marlborough	1 x lane facility	Standard
254	Redlynch Recreation Ground	Southern Wiltshire	2 x lane facility	Good
258	Salisbury & South Wilts Sports Club	Salisbury	3 x lane facility	Good
284	Southwick Playing Field	Trowbridge	1 x lane facility	Standard
285	Spaniels Bridge	Devizes	3 x lane facility	Standard
317	Sutton Benger Recreation Ground	Chippenham & Villages	2 x lane facility	Standard
327	The Downs	Bradford-on-Avon	1 x lane facility	Good
331	The Green	Chippenham & Villages	1 x lane facility	Poor
341	The Worthies	Malmesbury	2 x lane facility	Poor

# WILTSHIRE COUNCIL PLAYING PITCH ASSESSMENT REPORT

Site ID	Site	Analysis area	Training facility	Quality
348	Urchfont Village Cricket Club	Devizes	2 x lane facility	Good
395	Chalke Valley Cricket Club	South West Wiltshire	1 x lane facility	Standard
396	Sherston Magna Cricket Ground	Malmesbury	2 x lane facility	Standard
397	Trowbridge Cricket Club	Trowbridge	3 x lane facility	Good

Chippenham CC reports that its nets were laid in 2004. The Club highlights that there is a need to refurbish the provision as the surface has become uneven over time. This is a project which the Club is currently raising funds towards.

Box CC currently has no fixed net provision at Box Recreation Ground. However, the Club aspires to have such provision installed onsite to support training demand and take further pressures off the square. In addition, Wilcot CC is in a similar position and also aspires to develop fixed net provision on site at Sir Phillip Dunn Memorial Ground. Similarly, Bradford on Avon CC aspires to build fixed net provision at Culver Close Playing Field.

Clubs which do not currently have fixed net facilities at their sites generally make use of mobile nets, with these able to be used for practice utilising an NTP and/or a grass practice wicket on relevant squares.

### 4.3: Demand

There are 70 clubs in Wiltshire which collectively provide 324 teams. This equates to 205 senior men's, 19 senior women's, 91 junior boys' teams and nine junior girls' teams.

Table 4.10: Summary of teams by club

Club	Analysis area	No. of senior male teams	No. of senior female teams	No. of junior boys' teams	No. of junior girls' teams
Allington CC	Chippenham & Villages	3	-	-	-
Amesbury CC	Stonehenge	2	-	-	-
Ashton Keynes CC	Malmesbury	1	-	-	-
Avebury CC	Marlborough	4	-	2	2
Avon Valley CC	Pewsey	1	-	-	-
Beehive Southwick CC	Trowbridge	3	-	-	-
Biddestone CC	Chippenham & Villages	5	-	4	-
Bishops Cannings CC	Devizes	1	-	-	-
Box CC	Corsham	4	2	-	-
Bradford-on-Avon CC	Bradford-on-Avon	3	-	5	-
Bratton CC	Westbury	1	-	-	-
Broughton Gifford CC	Melksham	1	-	-	-
Burbage & Easton Royal CC	Pewsey	5	-	3	1
Calne CC	Calne	5	1	2	-
Chalke Valley CC	South West Wiltshire	3	-	2	-
Charlton CC	Malmesbury	1	-	-	-
Chilmark CC	South West Wiltshire	2	-	-	-
Chippenham CC	Chippenham & Villages	9	1	5	2
Christian Malford CC	Chippenham & Villages	3	-	-	-



# WILTSHIRE COUNCIL PLAYING PITCH ASSESSMENT REPORT

Club	Analysis area	No. of senior male teams	No. of senior female teams	No. of junior boys' teams	No. of junior girls' teams
Chute CC	Tidworth	1	-	-	-
Collingbourne CC	Tidworth	4	1	-	-
Corsham CC	Corsham	7	-	9	-
Corsley CC	Warminster	1	-	-	-
Cricklade CC	Royal Wootton Bassett & Cricklade	3	-	3	-
Devizes CC	Devizes	4	1	-	-
Dinton CC	South West Wiltshire	3	-	-	-
Erlestoke & Coulston CC	Devizes	2	-	-	-
Farley CC	Southern Wiltshire	3	1	2	-
Fonthill Park CC	South West Wiltshire	2	-	-	-
Goatacre CC	Calne	7	-	3	-
Great Bedwyn CC	Pewsey	1	-	-	-
Great Durnford CC	Stonehenge	1	-	-	-
Grittleton CC	Chippenham & Villages	1	-	-	-
Harnham CC	Salisbury	1	1	1	-
Heytesbury & Sutton Veny CC	Warminster	1	1	2	-
Horningsham CC	Warminster	1	-	-	-
Keevil CC	Melksham	2	-	-	-
Kennet Valley CC	Marlborough	1	-	-	-
Kilmington & Stourton CC	South West Wiltshire	4	-	3	-
Lacock CC	Corsham	2	-	-	-
Langley Burrell CC	Chippenham & Villages	1	-	-	-
Lydiard Millicent CC	Royal Wootton Bassett & Cricklade	1	-	-	-
Malmesbury CC	Malmesbury	3	1	3	-
Marlborough CC	Marlborough	5	-	2	-
Melksham CC	Melksham	4	-	-	-
Mere CC	South West Wiltshire	2	-	-	-
Oaksey CC	Malmesbury	1	-	-	-
Potterne CC	Devizes	8	1	3	2
Poulshot CC	Devizes	1	-	-	-
Purton CC	Royal Wootton Bassett & Cricklade	4	-	3	-
Ramsbury CC	Marlborough	2	-	-	-
Redlynch & Hale CC	Southern Wiltshire	4	1	3	-
Royal Wootton Bassett CC	Royal Wootton Bassett & Cricklade	6	1	3	-
Shalbourne CC	Pewsey	1	-	-	-
Sherston Magna CC	Malmesbury	2	1	3	-
Shrewton CC	Stonehenge	5	-	2	-
South Wilts CC	Salisbury	5	1	7	2
Spye Park CC	Devizes	2	-	-	-
Steeple Langford CC	South West Wiltshire	3	-	-	-
Sutton Benger CC	Chippenham & Villages	2	-	-	-
Trowbridge CC	Trowbridge	5	-	2	-

## WILTSHIRE COUNCIL PLAYING PITCH ASSESSMENT REPORT

Club	Analysis area	No. of senior male teams	No. of senior female teams	No. of junior boys' teams	No. of junior girls' teams
Urchfont Village CC	Devizes	2	-	-	-
Warminster CC	Warminster	5	-	-	-
Westbury & District CC	Westbury	4	2	3	-
White Horse CC	Royal Wootton Bassett & Cricklade	2	-	-	-
Whiteparish CC	Southern Wiltshire	3	1	-	-
Whitley CC	Melksham	1	-	-	-
Wilcot CC	Pewsey	2	-	2	-
Winsley CC	Bradford-on-Avon	7	1	6	-
Winterbourne CC	Southern Wiltshire	3	-	3	-
-	<b>Total</b>	<b>205</b>	<b>19</b>	<b>91</b>	<b>9</b>

The largest club in the authority is Chippenham CC with 17 teams.

As seen in the table below, most teams are based in the Chippenham & Villages Analysis Area (36 teams) as this caters for two of the largest clubs in Wiltshire (Biddestone CC and Chippenham CC). The fewest number of teams are found in the Tidworth Analysis Area (six teams), followed by the Melksham Analysis Area (eight teams).

Table 4.11: Summary of competitive teams by analysis area

Area number	Analysis area	No. of senior mens teams	No. of senior women teams	No. of junior boys' teams	No. of junior girls' teams	Total
1	Stonehenge	8	-	2	-	10
2	Bradford-on-Avon	10	1	11	-	22
3	Calne	12	1	5	-	18
4	Chippenham & Villages	24	1	9	2	36
5	Corsham	13	2	9	-	24
6	Devizes	20	2	3	2	27
7	Malmesbury	8	2	6	-	16
8	Marlborough	12	-	4	2	18
9	Melksham	8	-	-	-	8
10	Pewsey	10	-	5	1	16
11	Royal Wootton Bassett & Cricklade	16	1	9	-	26
12	Salisbury	6	2	8	2	18
13	South West Wiltshire	20	-	5	-	25
14	Southern Wiltshire	12	3	8	-	23
15	Tidworth	5	1	-	-	6
16	Trowbridge	8	-	2	-	10
17	Warminster	8	1	2	-	11
18	Westbury	5	2	3	-	10
-	<b>Total</b>	<b>205</b>	<b>19</b>	<b>91</b>	<b>9</b>	<b>324</b>

# WILTSHIRE COUNCIL

## PLAYING PITCH ASSESSMENT REPORT

---

### ***Unmet/latent demand***

No unmet or latent demand has been identified via the consultation process. This means that no responding believe that a lack of facilities is preventing demand from being fielded.

### ***Imported/exported demand***

Swindon CC travels from Swindon and utilises two sites within Wiltshire. The Club uses Chestnut Springs Playing Field which is the home ground for its two teams on Saturday afternoons, whilst also utilising Ramsbury Recreation Centre for one team. However, this team does not utilise the grass wickets onsite and instead uses the NTP.

In addition, Swindon Super Strikers CC also import demand to Devizes Cricket Club. The Club shares the second ground on site on Saturday afternoons with Devizes CC third team.

Conversely, Marlborough CC currently exports its fourth team to a ground located behind the Walker Logistics warehouses (RG17 7TJ) in West Berkshire. The square has three grass wickets and is accompanied by a small pavilion.

Similarly, Redlynch & Hale CC exports demand for its third team, with the Club travelling to New Forest where it accesses a site known as Hatchett Green (SP6 2NE). This has a five wicket square, with changing facilities available within Hale Village Hall.

Winsley CC exports demand for both its third and fourth team to the University of Bath Sulis Club (BA2 7AU) which is located in Bath & North East Somerset.

### ***Additional activity***

The ECB is currently running a number of initiatives across the Country which results in additional cricket demand and use of cricket facilities. Whilst these do not generally utilise grass wickets, they can impact upon availability when sessions are being held due to use of cricket outfield, making squares unusable for matches during these periods. This can mean no availability on one or two nights a week.

### ***All Stars cricket***

In partnership with the ECB and Chance to Shine cricket clubs in Wiltshire can register to become an ECB All Stars Cricket Centre. Once registered, a club can deliver the programme which aims to introduce cricket to children aged from five to eight. Subsequently, this may lead to increased interest and demand for junior cricket at clubs. The programme seeks to achieve the following aims:

- ◀ Increase cricket activity for five to eight year olds in the school and club environment.
- ◀ Develop consistency of message in both settings to aid transition.
- ◀ Improve generic movement skills for children, using cricket as the vehicle.
- ◀ Make it easier for new volunteers to support and deliver in the club environment.
- ◀ Use fun small sided games to enthuse new children and volunteers to follow and play the game.

There are 33 clubs in Wiltshire involved in All Stars (see Table 4.12).

## WILTSHIRE COUNCIL PLAYING PITCH ASSESSMENT REPORT

### *Dynamos cricket*

A key development area for the ECB in delivering on the outcomes of 'Inspiring Generations' will be the Dynamos programme for 8-11 year olds which originally aimed to launch in 2020. It plans on building on the significant growth of the All Stars Cricket programme for 5-8 year olds and will develop the pathway to retain juniors progressing from All Stars into Dynamos.

Where All Stars seeks to engage children in cricket activity and learning the skills, Dynamos seeks to engage children in learning how to play, introducing a modified soft ball format as competitive progression with a view to eventual transition through to hardball cricket. The programme will be strongly linked to The Hundred, a new short format competition which launched in 2021.

There are 28 clubs in Wiltshire involved in Dynamos, as shown in the table below.

*Table 4.12: Summary of Wiltshire All Stars and Dynamos participation*

Site ID	Site	Club/organisation	All Stars	2023 sign ups	Dynamos	2023 sign ups
18	Avebury Sports Field	Avebury CC	✓	51	✓	2
31	Beversbrook Sports Facility	Calne CC	✓	26	✓	14
32	Biddestone Village Hall	Biddestone CC	✓	22	-	0
43	Box Recreation Ground	Box CC	✓	9	✓	7
57	Burbage & Easton Royal Sports Club	Burbage and Easton Royal CC	✓	55	-	0
72	Chippenham Sports Club	Chippenham CC	✓	54	✓	15
84	Coronation Field (Farley)	Farley CC	✓	45	✓	2
85	Corsham Cricket Club	Corsham CC	✓	47	✓	30
91	Cricklade Cricket Club	Cricklade CC	✓	28	-	0
96	Culver Close Playing Field	Bradford on Avon CC	✓	49	✓	35
104	Devizes Sports Club	Devizes CC	✓	25	✓	13
106	Dinton Recreation Ground	Dinton CC	✓	45	✓	22
113	Duchy Manor	Mere CC	✓	20	-	0
130	Gerard Buxton Sports Ground	Royal Wootton Bassett CC	✓	39	✓	19
131	Goatacre Cricket Club	Goatacre CC	✓	12	✓	15
149	Heytesbury Park	Heytesbury and Sutton Veny CC	✓	35	✓	20
178	Langford Recreation Ground	Steeple Langford CC	✓	2	✓	2

# WILTSHIRE COUNCIL PLAYING PITCH ASSESSMENT REPORT

Site ID	Site	Club/organisation	All Stars	2023 sign ups	Dynamos	2023 sign ups
186	Leighton Recreation Centre	Westbury and District CC	✓	17	✓	10
198	Marlborough Cricket Club	Marlborough CC	✓	45	✓	23
230	Oaksey Playing Field	Oaksey CC	✓	31	✓	18
241	Potterne Cricket Club (The Grove)	Potterne CC	✓	45	✓	2
245	Purton Cricket Club	Purton CC	✓	50	✓	31
251	Ramsbury Recreation Centre	Ramsbury CC	✓	38	✓	30
254	Redlynch Recreation Ground	Redlynch and Hale CC	✓	32	✓	4
277	Shrewton Recreation Ground	Shrewton CC	✓	11	✓	13
317	Sutton Benger Recreation Ground	Sutton Benger CC	✓	15	✓	13
327	The Downs	Winsley CC	✓	50	✓	34
341	The Worthies	Malmesbury CC	✓	19	✓	11
353	Warminster Cricket Club	Warminster CC	✓	97	✓	47
371	Whiteparish Memorial Ground	Whiteparish CC	✓	26	✓	29
393	Portway	Winterbourne CC	✓	41	✓	29
395	Chalke Valley Cricket Club	Chalke Valley CC	✓	24	-	0
397	Trowbridge Cricket Club	Trowbridge CC	✓	25	✓	24
-	-	<b>Total</b>	-	<b>1,130</b>	-	<b>512</b>

## *Women's cricket*

Women's softball is an ECB initiative aimed at women and girls with the aim to increase participation in cricket as a sport. The aim of softball cricket sections is enjoyment and participation, without pads, a hardball, a heavy bat and with limited rules. Sessions are played on the outfield and follow a festival format with each session running for a maximum of two and half hours, shorter than traditional formats.

In addition to this, a number of club's also offer both women's hardball and softball training away from the initiative. The growth of women's and girls' cricket has taken a positive increase in recent years, however the need for further facilities to enable the continued growth is likely to be required in the coming years alongside that of the men's and junior games both midweek and at weekends.

## WILTSHIRE COUNCIL PLAYING PITCH ASSESSMENT REPORT

---

At present in Wiltshire, the following 20 clubs are captured as currently accommodating either women's softball or hardball cricket at their respective sites:

- ◀ Box CC
- ◀ Calne CC
- ◀ Chippenham CC
- ◀ Collingbourne CC
- ◀ Devizes CC
- ◀ Farley CC
- ◀ Harnham CC
- ◀ Heytesbury & Sutton Veny CC
- ◀ Malmesbury CC
- ◀ Marshfield CC
- ◀ Melksham CC
- ◀ Potterne CC
- ◀ Redlynch & Hale CC
- ◀ Royal Wootton Bassett CC
- ◀ Trowbridge CC
- ◀ Urchfont Village CC
- ◀ Warminster CC
- ◀ Westbury & District CC
- ◀ Whiteparish CC
- ◀ Winsley CC

### *Wiltshire Cricket (National Counties, women's and age groups)*

Wiltshire Cricket runs a number of teams, with its First XI being a member of the National Counties set up. It also runs a full county boys age group section and a women's and county girls age group section as well as a senior's section. The First XI plays in three competitive National Counties competitions across Three day, One Day and T20 cricket. It should be noted that there is limited number of sites within the authority which meet the ground requirements, both on field and off field to be able to host this level of cricket.

The boy's county age group section includes teams within each age group from U10-U18 level, in addition to development teams in the U10-U15 age groups and a Second XI which helps bridge the gap from U18 to First XI cricket. The women's and county girls age group section includes a women's First XI and age group teams at U18, U15, U13 and U11 level, whilst the senior section comprises of men's Over 50s, Over 60s and Over 70s teams and a women's senior team. It should be noted that there is increasing difficulty in Wiltshire Cricket finding enough grounds for the volume of age group cricket that the county teams are playing. This leads to added games on squares and in turn less capacity for club's.

All teams play both friendly and competitive fixtures on a yearly basis within the National Counties and ECB cricket programmes, utilising facilities and squares across the County for fixtures and training. The following sites within Wiltshire are accessed:

- ◀ Avebury Sports Field
- ◀ Biddestone Village Hall
- ◀ Bratton Recreation Ground
- ◀ Burbage & Easton Royal Sports Club
- ◀ Chippenham Sports Club
- ◀ Coronation Field (Farley)
- ◀ Corsham Cricket Club
- ◀ Dauntsey's School
- ◀ Erlestoke & Coulston Cricket Club

# WILTSHIRE COUNCIL PLAYING PITCH ASSESSMENT REPORT

- ◀ Gerard Buxton Sports Ground
- ◀ Goatacre Cricket Club
- ◀ Langford Recreation Ground
- ◀ Leighton Recreation Centre
- ◀ Manor Lane
- ◀ Marlborough College
- ◀ Marlborough Cricket Club
- ◀ Melksham House
- ◀ Potterne Cricket Club (The Grove)
- ◀ Purton Cricket Club
- ◀ Redlynch Recreation Ground
- ◀ Salisbury & South Wilts Sports Club
- ◀ Sherston Magna Cricket Ground
- ◀ Spaniels Bridge
- ◀ Spye Park Cricket Club
- ◀ Stop Lane
- ◀ The Green
- ◀ The Worthies
- ◀ Trowbridge Cricket Club
- ◀ Urchfont Village Cricket Club
- ◀ Warminster Cricket Club

## **Future demand**

Future demand can be defined via several ways, including through participation increases and by using population forecasts. In addition, the proceeding Strategy & Action Plan document will contain housing growth scenarios that will estimate additional demand that could arise from developments across Wiltshire.

### *Population forecasts*

For population projections, Sport England's Playing Pitch Calculator can estimate the likely additional demand for grass wicket cricket squares that will arise from forecasted growth. This uses the current population within each relevant age group together with current participation levels to establish team generation rates that are applied to future population projections.

Using the above, it is predicted in Wiltshire that there will be a growth of ten senior men's and four junior boys' teams to 2038 (the date selected to align the PPS with the Council's Local Plan). This is shown in the table below. For reference total current population of 510,127 will increase to 544,419 by 2038.

*Table 4.13: Authority wide team generation rates*

Age group	Team generation rate	No. of new teams generated by the new population	No. of new teams generated by the new population - rounded figure	Peak time for population	Average games for age group	Match equivalent session per season
Men (18-55yrs)	1:571	<b>11.33</b>	11	Saturday	10	110
Women (18-55yrs)	1:5,895	<b>1.07</b>	1	Sunday	5	5
Boys (7-18yrs)	1:431	<b>5.13</b>	5	Midweek	6	30
Girls (7-18yrs)	1:4,177	<b>0.51</b>	0	Midweek	6	0

# WILTSHIRE COUNCIL

## PLAYING PITCH ASSESSMENT REPORT

When team generation rates are applied on an analysis area level, this results in growth of only three additional men's teams, with one forecast in each of the Chippenham & Villages, Devizes and South West Wiltshire analysis areas. No women's or junior boys' teams are predicted via this approach as it is instead deemed likely that the level of increase will be absorbed into existing squads at established clubs.

Notwithstanding the above, it is important to acknowledge that there are plans and strategies in place to increase the number of teams at some formats beyond what current trends and population changes would suggest. For example, consultation with the ECB suggests that further development of women and girl's participation in cricket in Wiltshire is likely as it is currently a national priority, despite no growth being forecasted via team generation rates. This also applies to potential increased growth in junior cricket, linked to the abovementioned All Stars and Dynamos initiatives.

In addition, the ECB's media rights deal includes a continuation of its relationship with Sky Sports, up to 2028. This now extends beyond broadcasting and is a partnership which will secure significant investment and a commitment to increase participation and drive engagement. This could therefore boost demand to levels in excess of those anticipated through the PPS, meaning the impact should be reviewed over coming years.

Furthermore, the demand identified is based solely upon current levels of formal demand from community-based cricket clubs and does not capture informal or recreational activity.

### *Participation increases*

Of the responding clubs, 17 indicate aspirations to increase levels of participation through the creation of new teams. This equates to a total aspirational growth of 28 teams, equating to six senior men's, eight senior women', 13 junior boys and two junior girls' teams.

*Table 4.14: Future demand aspirations expressed by club*

Club	Analysis area	Senior men	Senior women	Junior boys	Junior girls
Avebury CC	Marlborough	-	1	-	-
Biddestone CC	Chippenham & Villages	1	-	-	-
Bratton CC	Westbury	1	-	1	-
Chippenham CC	Chippenham & Villages	-	1	1	-
Corsham CC	Corsham	-	1	-	-
Collingbourne CC	Tidworth	-	-	2	-
Devizes CC	Devizes	1	1	2	-
Farley CC	Southern Wiltshire	-	-	1	-
Goateacre CC	Calne	-	1	1	-
Heytesbury & Sutton Veny CC	Warminster	1	-	1	-
Melksham CC	Melksham	-	1	1	-
Potterne CC	Devizes	-	-	-	1
Redlynch & Hale CC	Southern Wiltshire	-	1	1	-
Shrewton CC	Stonehenge	1	1	-	-
Steeple Langford CC	South West Wiltshire	-	-	1	1



# WILTSHIRE COUNCIL PLAYING PITCH ASSESSMENT REPORT

Club	Analysis area	Senior men	Senior women	Junior boys	Junior girls
Westbury & District CC	Westbury	1	-	-	-
Wilcot CC	Pewsey	-	-	1	-
-	<b>Total</b>	<b>6</b>	<b>8</b>	<b>13</b>	<b>2</b>

## *Future demand summary*

In the supply and demand analysis at the end of this section of the report, it is considered unfeasible for all future demand to be factored in. This is because it is likely that club aspirations will absorb the future demand identified through population growth, rather than them being judged separately and therefore double counted. As such, only demand identified through population growth is taken forward, with club demand considered to be more theoretical and aspirational.

Notwithstanding the above, the proceeding Strategy & Action Plan document will contain a scenario that will consider the impact if club aspirations are also realised.

## **4.4: Capacity analysis**

Capacity analysis for cricket is measured on a seasonal rather than a weekly basis. This is due to playability (as only one match is generally played per square per day at weekends or weekday evening) and because wickets are rotated throughout the season to reduce wear and tear and to allow for repair.

The capacity of a square to accommodate matches is driven by the number and quality of wickets. This section of the report therefore presents the current pitch stock available for cricket and illustrates the number of competitive match equivalent sessions per season per square that is available and that currently takes place.

For good quality squares, capacity is considered to be five matches per grass wicket per season, whilst for a standard quality square, capacity is four matches per wicket per season. For poor quality squares, no capacity is considered to exist as such provision is not deemed safe for play.

The number of matches played by each team has been derived from consultation with the clubs. Where the level of play was not made clear through the consultation process, an assumption has been made that all senior teams play between ten and 12 home matches per year and all junior teams play between four and eight matches per year depending on their age and level of competition.

The above is used to allocate capacity ratings as follows:

<b>Potential capacity</b>	Play is below the level the site could sustain
<b>At capacity</b>	Play matches the level the site can sustain
<b>Overused</b>	Play exceeds the level the site can sustain

Please note that non-turf wickets have been discounted from the table overleaf. No non-turf wicket squares are recorded as accommodating more than 60 matches per season; therefore, all non-turf wickets are considered to have spare capacity. This generally translates to actual spare capacity for junior cricket as peak time is midweek, whereby non-turf wickets are more commonly used and where matches can be played on a variety of days. However, this is not the case where midweek demand is particularly high, with capacity still limited due to general site usage.

# WILTSHIRE COUNCIL

## PLAYING PITCH ASSESSMENT REPORT

In addition, the capacity analysis assumes that all clubs rotate their wickets evenly. However, this may not be the case at all sites, with central wickets potentially used more commonly than outer wickets that are closer to a boundary, especially for senior matches. The idea is to showcase what the capacity is or could be if best practice is followed for the whole square, rather than doing it on a wicket-by-wicket basis.

### **Peak time demand**

An analysis of match play identifies that peak time demand for senior cricket in Wiltshire is Saturday, although a good proportion of teams are also fielded on a Sunday, including senior women's teams, as well as midweek in shorter formats of the game. In addition, peak time is midweek for junior cricket, albeit that some Sunday cricket is also recorded.

Based on the above, capacity across Saturday's, Sunday's and midweek requires consideration, which the following analysis looks to provide. This involves factoring in the overall capacity level at each site and current usage levels across each relevant period.

### **Education usage**

Whilst only few available squares based at schools currently have any recorded community use, it must be recognised that the majority do cater for curricular and extra-curricular activity, especially at those with a relatively strong cricket programme. At such sites, internal usage leaves little capacity remaining for any external access, with this demand therefore built into the below analysis.

### **Spare capacity**

The table below explains the difference between the potential spare capacity referenced in Table 4:16 and the actual spare capacity identified in the final three columns (Saturday, Sunday and midweek).

*Table 4.15: Spare capacity examples*

Potential spare capacity in peak period (examples)	Explanation of spare capacity
No	If the cell has a "no" it means that the pitch is played to capacity within this period and therefore cannot accommodate any further demand.
Yes	If the cell has a "yes" that is not highlighted it means there is spare capacity to accommodate further demand within this designated peak period; however, this is discounted due to unsecure tenure, poor pitch quality, the pitch not being available for community use or the pitch already being played to capacity or being overplayed so it cannot accommodate any additional demand.
Yes	If the cell has a "yes" and is also highlighted in green it means there is actual available spare capacity within this peak period which can be utilised.

**WILTSHIRE COUNCIL  
PLAYING PITCH ASSESSMENT REPORT**

Table 4.16: Capacity analysis of grass cricket squares across Wiltshire

Site ID	Site name	Analysis area	Users	Available for community use?	Security of tenure	No. of squares	Square quality	No. of grass wickets	Capacity (Sessions per season)	Actual play (Sessions per season)	Capacity rating (sessions per season)	Potential spare capacity for senior cricket? (Saturday)	Potential spare capacity for senior cricket? (Sunday)	Potential spare capacity for junior cricket? (Midweek)
4	Alexander Memorial Field	Warminster	Heytesbury and Sutton Veny CC	Yes	Secure	1	Good	10	50	0	50	Yes	Yes	Yes
15	Archers Gate Centenary Pavilion	Stonehenge	Amesbury CC	Yes	Secure	1	Good	9	45	14	31	Yes	Yes	Yes
18	Avebury Sports Field	Marlborough	Avebury CC Wiltshire CCC	Yes	Secure	1	Good	11	55	46	9	No	Yes	Yes
31	Beverbrook Sports Facility	Calne	Calne CC	Yes	Secure	1	Good	9	45	45	0	No	Yes	Yes
32	Biddestone Village Hall	Chippenham & Villages	Biddlestone CC Wiltshire CCC	Yes	Unsecure	1	Standard	12	48	55	7	No	Yes	Yes
32	Biddestone Village Hall	Chippenham & Villages	Biddlestone CC	Yes	Unsecure	1	Standard	8	32	35	3	Yes	Yes	Yes
43	Box Recreation Ground	Corsham	Box CC	Yes	Secure	1	Standard	8	32	28	4	No	No	Yes
47	Bradstone Sports Field	Malmesbury	Ashton Keynes CC	Yes	Secure	1	Good	10	50	10	40	Yes	Yes	Yes
48	Bratton Recreation Ground	Westbury	Bratton CC Trowbridge CC Wiltshire CCC	Yes	Secure	1	Good	5	25	28	3	No	Yes	Yes
55	Broughton Gifford Common	Melksham	Broughton Gifford CC	Yes	Secure	1	Standard	7	28	16	12	Yes	Yes	Yes
57	Burbage & Easton Royal Sports Club	Pewsey	Burbage & Easton Royal CC Wiltshire CCC	Yes	Secure	1	Good	10	50	48	2	No	Yes	Yes
57	Burbage & Easton Royal Sports Club	Pewsey	Burbage & Easton Royal CC	Yes	Secure	1	Good	6	30	26	4	Yes	Yes	Yes
66	Charlton Village Hall & Playing Field	Malmesbury	Charlton CC	Yes	Secure	1	Standard	5	20	8	12	Yes	Yes	Yes
69	Chestnut Springs Playing Field	Royal Wootton Bassett & Cricklade	Lydiard CC Swindon CC (Imported)	Yes	Secure	1	Good	5	25	26	1	No	Yes	Yes
71	Chippenham Rugby Club	Chippenham & Villages	Allington CC	Yes	Secure	1	Good	10	50	22	28	No	Yes	Yes
72	Chippenham Sports Club	Chippenham & Villages	Chippenham CC Wiltshire CCC	Yes	Secure	1	Standard	16	64	94	30	No	Yes	No
82	Collingbourne Ducis Recreation Ground	Tidworth	Collingbourne CC	Yes	Secure	1	Standard	7	28	51	23	No	No	Yes
84	Coronation Field (Farley)	Southern Wiltshire	Farley CC Wiltshire CCC	Yes	Secure	1	Good	8	40	33	7	No	No	Yes
85	Corsham Cricket Club	Corsham	Corsham CC Wiltshire CCC	Yes	Secure	1	Good	13	65	87	22	No	Yes	No
91	Cricklade Cricket Club	Royal Wootton Bassett & Cricklade	Cricklade CC	Yes	Secure	1	Good	10	50	50	0	No	Yes	Yes

**WILTSHIRE COUNCIL  
PLAYING PITCH ASSESSMENT REPORT**

Site ID	Site name	Analysis area	Users	Available for community use?	Security of tenure	No. of squares	Square quality	No. of grass wickets	Capacity (Sessions per season)	Actual play (Sessions per season)	Capacity rating (sessions per season)	Potential spare capacity for senior cricket? (Saturday)	Potential spare capacity for senior cricket? (Sunday)	Potential spare capacity for junior cricket? (Midweek)
96	Culver Close Playing Field	Bradford-on-Avon	Bradford on Avon CC	Yes	Secure	1	Good	9	45	62	17	No	Yes	No
104	Devizes Sports Club	Devizes	Devizes CC	Yes	Secure	1	Good	14	70	31	39	No	Yes	Yes
104	Devizes Sports Club	Devizes	Devizes CC Swindon Super Strikers CC (Imported)	Yes	Secure	1	Standard	4	16	17	1	No	Yes	Yes
106	Dinton Recreation Ground	South West Wiltshire	Dinton CC	Yes	Secure	1	Good	8	40	21	19	Yes	Yes	Yes
113	Duchy Manor	South West Wiltshire	Mere CC Kilminster & Stourton CC	Yes	Secure	1	Standard	9	36	23	13	Yes	Yes	Yes
118	Erlestoke & Coulston Cricket Club	Devizes	Erlestoke and Coulston CC	Yes	Secure	1	Good	10	50	16	34	Yes	Yes	Yes
130	Gerard Buxton Sports Ground	Royal Wootton Bassett & Cricklade	Royal Wootton Bassett CC Wiltshire CCC	Yes	Secure	1	Good	14	70	71	1	No	Yes	Yes
130	Gerard Buxton Sports Ground	Royal Wootton Bassett & Cricklade	Royal Wootton Bassett CC	Yes	Secure	1	Standard	6	24	22	2	No	Yes	Yes
131	Goatacre Cricket Club	Calne	Goatacre CC Wiltshire CCC	Yes	Secure	1	Good	10	50	52	2	No	Yes	Yes
132	Goatacre Recreation Ground	Calne	Goatacre CC	Yes	Secure	1	Good	5	25	31	6	No	Yes	Yes
134	Great Bedwyn Cricket Club	Pewsey	Great Bedwyn CC	Yes	Secure	1	Good	8	40	12	28	Yes	Yes	Yes
140	Grittleton Cricket Ground	Chippenham & Villages	Grittleton CC	Yes	Secure	1	Good	7	35	8	27	Yes	Yes	Yes
146	Harnham Cricket Ground	Salisbury	Harnham CC	Yes	Secure	1	Standard	8	32	12	20	Yes	Yes	Yes
149	Heytesbury Park	Warminster	Heytesbury and Sutton Veny CC	Yes	<b>Unsecure</b>	1	Good	10	50	27	23	Yes	Yes	Yes
159	Horningsham Playing Fields	Warminster	Horningsham CC	Yes	Secure	1	Good	3	15	7	8	Yes	Yes	Yes
165	Kennet Valley Village Hall & Recreation Ground	Marlborough	Kennet Valley CC	Yes	<b>Unsecure</b>	1	Standard	6	24	4	20	Yes	Yes	Yes
166	Kilminster And Stourton Cricket Club	South West Wiltshire	Kilminster & Stourton CC	Yes	Secure	1	Good	10	50	37	13	No	Yes	Yes
167	King George V Playing Field (Lower Chute)	Tidworth	Chute CC	Yes	Secure	1	Standard	8	32	11	21	Yes	Yes	Yes
175	Lacock Recreation Ground	Corsham	Lacock CC	Yes	Secure	1	Standard	6	24	17	7	No	Yes	Yes
176	Land Warfare Centre	Warminster	Warminster CC MOD	Yes	Secure	1	Good	6	30	18	12	Yes	Yes	Yes
178	Langford Recreation Ground	South West Wiltshire	Steeple Langford CC Wiltshire CCC	Yes	Secure	1	Good	12	60	24	36	No	Yes	Yes
179	Langley Burrell Playing Pitch	Chippenham & Villages	Langley Burrell CC	Yes	Secure	1	Standard	6	24	4	20	Yes	Yes	Yes

**WILTSHIRE COUNCIL  
PLAYING PITCH ASSESSMENT REPORT**

Site ID	Site name	Analysis area	Users	Available for community use?	Security of tenure	No. of squares	Square quality	No. of grass wickets	Capacity (Sessions per season)	Actual play (Sessions per season)	Capacity rating (sessions per season)	Potential spare capacity for senior cricket? (Saturday)	Potential spare capacity for senior cricket? (Sunday)	Potential spare capacity for junior cricket? (Midweek)
186	Leighton Recreation Centre	Westbury	Westbury & District CC Wiltshire CCC	Yes	Secure	1	Good	12	60	69	9	No	No	Yes
198	Marlborough Cricket Club	Marlborough	Marlborough CC Wiltshire CCC	Yes	Secure	1	Good	14	70	41	29	No	Yes	Yes
204	Melksham House	Melksham	Melksham CC Wiltshire CCC	Yes	Secure	1	Good	10	50	33	17	No	Yes	Yes
209	Minal Cricket Club & Sports Field	Marlborough	Marlborough CC	Yes	Secure	1	Good	6	30	8	22	Yes	Yes	Yes
230	Oaksey Playing Field	Malmesbury	Oaksey CC	Yes	Secure	1	Standard	7	28	10	18	Yes	Yes	Yes
241	Potterne Cricket Club (The Grove)	Devizes	Potterne CC Wiltshire CCC	Yes	Secure	1	Good	10	50	68	18	No	No	Yes
245	Purton Cricket Club	Royal Wootton Bassett & Cricklade	Purton CC Wiltshire CCC	Yes	Secure	1	Standard	13	65	55	10	No	Yes	Yes
251	Ramsbury Recreation Centre	Marlborough	Ramsbury CC Swindon CC (Imported)	Yes	Secure	1	Good	6	30	18	12	No	Yes	Yes
254	Redlynch Recreation Ground	Southern Wiltshire	Redlynch & Hale CC	Yes	Secure	1	Standard	14	56	46	10	No	Yes	Yes
258	Salisbury & South Wilts Sports Club	Salisbury	South Wilts CC Wiltshire CCC	Yes	Secure	1	Good	14	70	73	3	No	Yes	Yes
258	Salisbury & South Wilts Sports Club	Salisbury	South Wilts CC	Yes	Secure	1	Good	10	50	50	0	No	Yes	Yes
274	Shalbourne Recreation Ground	Pewsey	Shalbourne CC	Yes	Secure	1	Good	5	25	4	21	Yes	Yes	Yes
276	Sheldon School	Chippenham & Villages	Chippenham CC	Yes	<b>Unsecure</b>	1	Standard	4	16	21	5	No	Yes	Yes
277	Shrewton Recreation Ground	Stonehenge	Shrewton CC	Yes	Secure	1	Good	9	45	38	7	No	Yes	Yes
284	Southwick Playing Field	Trowbridge	Beehive Southwick CC	Yes	Secure	1	Good	10	50	18	32	No	Yes	Yes
285	Spaniels Bridge	Devizes	Bishops Canning CC Potterne CC Wiltshire CCC	Yes	Secure	1	Standard	11	44	65	21	No	Yes	Yes
288	Spye Park Cricket Club	Devizes	Spye Park CC Wiltshire CCC	Yes	Secure	1	Good	10	50	20	30	Yes	Yes	Yes
317	Sutton Benger Recreation Ground	Chippenham & Villages	Sutton Benger CC	Yes	Secure	1	Standard	5	20	14	6	Yes	Yes	Yes
326	The Corsley War Memorial Playing Field	Warminster	Corsley CC	Yes	Secure	1	Good	6	30	13	17	Yes	Yes	Yes
327	The Downs	Bradford-on-Avon	Winsley CC	Yes	Secure	1	Good	12	60	92	32	No	No	No
331	The Green	Chippenham & Villages	Christian Malford CC Wiltshire CCC	Yes	Secure	1	Good	7	35	17	18	Yes	Yes	Yes
341	The Worthies	Malmesbury	Malmesbury CC Wiltshire CC	Yes	Secure	1	Good	11	55	50	5	No	Yes	Yes

**WILTSHIRE COUNCIL  
PLAYING PITCH ASSESSMENT REPORT**

Site ID	Site name	Analysis area	Users	Available for community use?	Security of tenure	No. of squares	Square quality	No. of grass wickets	Capacity (Sessions per season)	Actual play (Sessions per season)	Capacity rating (sessions per season)	Potential spare capacity for senior cricket? (Saturday)	Potential spare capacity for senior cricket? (Sunday)	Potential spare capacity for junior cricket? (Midweek)
348	Urchfont Village Cricket Club	Devizes	Urchfont Village CC Potterne CC Wiltshire CCC	Yes	Secure	1	Good	11	55	41	14	Yes	Yes	Yes
353	Warminster Cricket Club	Warminster	Warminster CC Wiltshire CCC	Yes	Secure	1	Good	14	70	37	33	No	Yes	Yes
371	Whiteparish Memorial Ground	Southern Wiltshire	Whiteparish CC	Yes	Secure	1	Good	6	30	29	1	No	Yes	Yes
384	The Ground at Big Garston Field	Pewsey	Avon Valley CC	Yes	Secure	1	Standard	5	20	14	6	Yes	Yes	Yes
385	Cleeves Farm, Chilmark	South West Wiltshire	Chilmark CC	Yes	Secure	1	Standard	4	16	16	0	Yes	Yes	Yes
386	Stop Lane	South West Wiltshire	Fonthill Park CC Wiltshire CCC	Yes	<b>Unsecure</b>	1	Good	9	45	33	12	Yes	Yes	Yes
387	Great Durnford	Stonehenge	Great Dunford CC	Yes	Secure	1	Standard	8	32	8	24	Yes	Yes	Yes
388	The Manor	Melksham	Keevil CC	Yes	Secure	1	Standard	7	28	14	14	Yes	Yes	Yes
390	Manor Lane	Royal Wootton Bassett & Cricklade	White Horse CC Avebury CC Wiltshire CCC	Yes	Secure	1	Standard	8	32	28	6	No	Yes	Yes
391	Whitley Golf Club	Melksham	Whitley CC	Yes	<b>Unsecure</b>	1	Standard	6	24	9	15	Yes	Yes	Yes
392	Sir Phillip Dunn Memorial Ground	Pewsey	Wilcot CC	Yes	Secure	1	Standard	10	40	25	15	Yes	Yes	Yes
393	Portway	Southern Wiltshire	Winterbourne CC	Yes	Secure	1	Good	9	45	44	1	No	Yes	Yes
394	St Barnabas Cricket Ground	Melksham	Corsham CC	Yes	Secure	1	Good	7	35	50	15	No	Yes	Yes
395	Chalke Valley Cricket Club	South West Wiltshire	Chalke Valley CC	Yes	Secure	1	Standard	5	20	28	8	No	Yes	Yes
396	Sherston Magna Cricket Ground	Malmesbury	Shreston Magna CC	Yes	Secure	1	Standard	10	40	30	10	Yes	No	Yes
397	Trowbridge Cricket Club	Trowbridge	Trowbridge CC Wiltshire CCC	Yes	Secure	1	Good	17	85	52	33	No	Yes	Yes

# WILTSHIRE COUNCIL PLAYING PITCH ASSESSMENT REPORT

## ***Actual spare capacity***

A square is only considered to have actual spare capacity if it is available for further usage during a particular peak period. Using the capacity analysis, this section considers the level of actual spare capacity available for each playing format.

Notwithstanding the above, it should be noted that the actual spare capacity on Saturdays, Sundays and during midweek should not be viewed collectively as utilising it across different days may result in overplay. For example, a site with 10 match equivalent sessions of spare capacity per season theoretically has capacity for one additional senior team and two additional junior teams; however, it does not have capacity for both. As such, this needs to be taken into consideration on a site-by-site basis as and when demand grows.

### *Saturday cricket spare capacity*

For senior men's cricket, peak time is Saturday as this is when most demand exists. As only one match can be played on each square per day, only two Saturday teams can be assigned to play home matches on one square (based on matches being played on an alternate home and away basis). As such, if a square has two Saturday teams already playing home fixtures on it, no actual spare capacity is perceived to exist for additional senior usage. If one or no teams are playing on a square on a Saturday, and it has overall capacity, actual spare capacity for senior demand is generally identified.

Furthermore, there may be situations where, although a site is highlighted as potentially able to accommodate some additional play, this should not be recorded as actual spare capacity against the site. For example, a site may be managed to operate slightly below full capacity to ensure that it can cater for a number of regular training sessions, or to protect the quality of the site. As such, no sites that are over, at, or close to capacity are considered to have actual spare capacity (at least 10 match equivalent sessions of spare capacity are required for an additional senior team to be accommodated) and neither are sites with unsecure tenure as future usage cannot be guaranteed.

Taking the above into consideration, there are 25 squares across 25 sites in Wiltshire that have potential capacity to accommodate further demand on a Saturday.

*Table 4.17: Summary of actual spare capacity for Saturday cricket*

Site ID	Site name	Analysis area	No. of squares	Capacity rating	No. of additional teams could be accommodated in the peak period	Actual spare capacity for additional teams in the peak period (match equivalent sessions)
4	Alexander Memorial Field	Warminster	1	50	2	20
15	Archers Gate Centenary Pavilion	Stonehenge	1	31	1	10
47	Bradstone Sports Field	Malmesbury	1	40	1	10
55	Broughton Gifford Common	Melksham	1	12	1	10
66	Charlton Village Hall & Playing Field	Malmesbury	1	12	1	10

## WILTSHIRE COUNCIL PLAYING PITCH ASSESSMENT REPORT

Site ID	Site name	Analysis area	No. of squares	Capacity rating	No. of additional teams could be accommodated in the peak period	Actual spare capacity for additional teams in the peak period (match equivalent sessions)
106	Dinton Recreation Ground	South West Wiltshire	1	19	1	10
113	Duchy Manor	South West Wiltshire	1	13	1	10
118	Erlestoke & Coulston Cricket Club	Devizes	1	34	1	10
134	Great Bedwyn Cricket Club	Pewsey	1	28	1	10
140	Grittleton Cricket Ground	Chippenham & Villages	1	27	2	20
146	Harnham Cricket Ground	Salisbury	1	20	10	10
167	King George V Playing Field (Lower Chute)	Tidworth	1	21	2	20
176	Land Warfare Centre	Warminster	1	12	1	10
179	Langley Burrell Playing Pitch	Chippenham & Villages	1	20	2	20
209	Minal Cricket Club & Sports Field	Marlborough	1	22	1	10
230	Oaksey Playing Field	Malmesbury	1	18	1	10
274	Shalbourne Recreation Ground	Pewsey	1	21	2	20
288	Spye Park Cricket Club	Devizes	1	30	1	10
326	The Corsley War Memorial Playing Field	Warminster	1	17	1	10
331	The Green	Chippenham & Villages	1	18	1	10
348	Urchfont Village Cricket Club	Devizes	1	14	1	10
387	Great Durnford	Stonehenge	1	24	1	10
388	The Manor	Melksham	1	14	1	10
392	Sir Phillip Dunn Memorial Ground	Pewsey	1	15	1	10
396	Sherston Magna Cricket Ground	Malmesbury	1	10	1	10

Based on this, a total of 30 additional teams can be accommodated in Wiltshire on Saturdays. This amounts to a total of 300 match equivalent sessions a season, as outlined in the table below. Spare capacity can be seen in 11 of the 18 analysis areas.



# WILTSHIRE COUNCIL PLAYING PITCH ASSESSMENT REPORT

Table 4.18: Summary of actual spare capacity for Saturday cricket by analysis area

Area number	Analysis area	No. of additional teams that could be accommodated in the peak period	Actual spare capacity for additional teams in the peak period (match equivalent sessions)
1	Stonehenge	2	20
2	Bradford-on-Avon	-	-
3	Calne	-	-
4	Chippenham & Villages	5	50
5	Corsham	-	-
6	Devizes	3	30
7	Malmesbury	4	40
8	Marlborough	1	10
9	Melksham	2	20
10	Pewsey	4	40
11	Royal Wootton Bassett & Cricklade	-	-
12	Salisbury	1	10
13	South West Wiltshire	2	20
14	Southern Wiltshire	-	-
15	Tidworth	2	20
16	Trowbridge	-	-
17	Warminster	4	40
18	Westbury	-	-
-	<b>Total</b>	<b>30</b>	<b>300</b>

## Sunday cricket spare capacity

Similar to Saturday cricket, a square on a Sunday is only considered to have actual spare capacity if it is not already used by two teams at this time, has secure tenure and is not over, at, or close to capacity. Taking this into consideration, there are 36 squares across 36 sites in Wiltshire that have potential capacity to accommodate further demand.

Table 4.19: Summary of actual spare capacity for Sunday cricket

Site ID	Site name	Analysis area	No. of squares	Capacity rating	No. of additional teams could be accommodated in the peak period	Actual spare capacity for additional teams in the peak period (match equivalent sessions)
4	Alexander Memorial Field	Warminster	1	50	2	20
15	Archers Gate Centenary Pavilion	Stonehenge	1	31	2	20
47	Bradstone Sports Field	Malmesbury	1	40	2	20
55	Broughton Gifford Common	Melksham	1	12	1	10

# WILTSHIRE COUNCIL PLAYING PITCH ASSESSMENT REPORT

Site ID	Site name	Analysis area	No. of squares	Capacity rating	No. of additional teams could be accommodated in the peak period	Actual spare capacity for additional teams in the peak period (match equivalent sessions)
66	Charlton Village Hall & Playing Field	Malmesbury	1	12	1	10
71	Chippenham Rugby Club	Chippenham & Villages	1	28	2	20
104	Devizes Sports Club	Devizes	1	39	2	20
106	Dinton Recreation Ground	South West Wiltshire	1	19	1	10
113	Duchy Manor	South West Wiltshire	1	13	1	10
118	Erlestoke & Coulston Cricket Club	Devizes	1	34	2	20
134	Great Bedwyn Cricket Club	Pewsey	1	28	2	20
140	Grittleton Cricket Ground	Chippenham & Villages	1	27	1	10
146	Harnham Cricket Ground	Sailsbury	1	20	1	10
165	Kennet Valley Village Hall & Recreation Ground	Marlborough	1	20	1	10
166	Kilmington & Stourton Cricket Club	South West Wiltshire	1	13	1	10
167	King George V Playing Field (Lower Chute)	Tidworth	1	21	2	20
176	Land Warfare Centre	Warminster	1	12	1	10
178	Langford Recreation Ground	South West Wiltshire	1	36	2	20
179	Langley Burrell Playing Pitch	Chippenham & Villages	1	20	2	20
198	Marlborough Cricket Club	Marlborough	1	29	2	20
204	Melksham House	Melksham	1	17	1	10
209	Minal Cricket Club & Sports Field	Marlborough	1	22	2	20
230	Oaksey Playing Field	Malmesbury	1	18	1	10

## WILTSHIRE COUNCIL PLAYING PITCH ASSESSMENT REPORT

Site ID	Site name	Analysis area	No. of squares	Capacity rating	No. of additional teams could be accommodated in the peak period	Actual spare capacity for additional teams in the peak period (match equivalent sessions)
245	Purton Cricket Club	Royal Wootton Bassett & Cricklade	1	10	1	10
251	Ramsbury Recreation Centre	Marlborough	1	12	1	10
254	Redlynch Recreation Ground	Southern Wiltshire	1	10	1	10
274	Shalbourne Recreation Ground	Pewsey	1	21	1	10
284	Southwick Playing Field	Trowbridge	1	32	2	20
288	Spye Park Cricket Club	Devizes	1	30	2	20
326	The Corsley War Memorial Playing Field	Warminster	1	17	1	10
331	The Green	Chippenham & Villages	1	18	1	10
348	Urchfont Village Cricket Club	Devizes	1	14	1	10
353	Warminster Cricket Club	Warminster	1	33	2	20
387	Great Durnford	Stonehenge	1	24	2	20
388	The Manor	Melksham	1	14	1	10
392	Sir Phillip Dunn Memorial Ground	Pewsey	1	15	1	10
397	Trowbridge Cricket Club	Trowbridge	1	33	2	20

A total of 53 additional teams can be accommodated in Wiltshire on Sundays. This amounts to a total of 530 match equivalent sessions a season, as outlined more clearly in the table below.

Only four of the analysis areas do not have any spare capacity for additional Sunday demand (Bradford-on-Avon, Calne, Corsham and Westbury).

## WILTSHIRE COUNCIL PLAYING PITCH ASSESSMENT REPORT

Table 4.20: Summary of actual spare capacity for Sunday cricket by analysis area

Area number	Analysis area	No. of additional teams could be accommodated in the peak period	Actual spare capacity for additional teams in the peak period (match equivalent sessions)
1	Stonehenge	4	40
2	Bradford-on-Avon	-	-
3	Calne	-	-
4	Chippenham & Villages	6	60
5	Corsham	-	-
6	Devizes	7	70
7	Malmesbury	4	40
8	Marlborough	5	50
9	Melksham	3	30
10	Pewsey	4	40
11	Royal Wootton Bassett & Cricklade	1	10
12	Salisbury	1	10
13	South West Wiltshire	5	50
14	Southern Wiltshire	1	10
15	Tidworth	2	20
16	Trowbridge	4	40
17	Warminster	6	60
18	Westbury	-	-
-	<b>Total</b>	<b>53</b>	<b>530</b>

### **Midweek cricket spare capacity**

For midweek cricket, most squares with spare capacity have actual spare capacity for an increase in demand. This is because matches can be spread across numerous days, meaning capacity is not limited to two teams. Moreover, the presence of junior wickets at certain sites, as well as NTPs, provide further capacity that is generally not available to senior demand.

For a square to have actual spare capacity for midweek cricket, it must have secure tenure, not be overplayed and have more than six match equivalent sessions of spare capacity as this is the average number of matches an additional junior team would play. However, a square is not considered to have capacity for an increase in demand if it is already used by six midweek teams or more as availability is then assumed to be limited (on average, clubs are able to play fixtures on three nights per week, with other nights reserved for other activity such as All Stars and Dynamos).

Taking the above into consideration there are 45 squares across 44 sites in Wiltshire that have potential capacity to accommodate further demand during midweek.

# WILTSHIRE COUNCIL PLAYING PITCH ASSESSMENT REPORT

Table 4.21: Summary of actual spare capacity for midweek (junior) cricket

Site ID	Site name	Analysis area	No. of squares	Capacity rating	No. of additional teams could be accommodated in the peak period	Actual spare capacity for additional teams in the peak period (match equivalent sessions)
4	Alexander Memorial Field	Warminster	1	50	6	36
15	Archers Gate Centenary Pavilion	Stonehenge	1	31	5	30
18	Avebury Sports Field	Marlborough	1	9	1	6
47	Bradstone Sports Field	Malmesbury	1	40	6	36
55	Broughton Gifford Common	Melksham	1	12	2	12
66	Charlton Village Hall & Playing Field	Malmesbury	1	12	2	12
71	Chippenham Rugby Club	Chippenham & Villages	1	28	4	24
84	Coronation Field (Farley)	Southern Wiltshire	1	7	1	6
104	Devizes Sports Club	Devizes	1	39	5	30
104	Devizes Sports Club	Devizes	1	7	1	6
106	Dinton Recreation Ground	South West Wiltshire	1	19	3	18
113	Duchy Manor	South West Wiltshire	1	13	2	12
118	Erlestoke & Coulston Cricket Club	Devizes	1	34	5	30
134	Great Bedwyn Cricket Club	Pewsey	1	28	4	24
140	Grittleton Cricket Ground	Chippenham & Villages	1	27	4	24
146	Harnham Cricket Ground	Sailsbury	1	20	3	18
159	Horningsham Playing Fields	Warminster	1	8	1	6
166	Kilmington & Stourton Cricket Club	South West Wiltshire	1	13	2	12
167	King George V Playing Field (Lower Chute)	Tidworth	1	21	3	18
175	Lacock Recreation Ground	Corsham	1	7	1	6

## WILTSHIRE COUNCIL PLAYING PITCH ASSESSMENT REPORT

Site ID	Site name	Analysis area	No. of squares	Capacity rating	No. of additional teams could be accommodated in the peak period	Actual spare capacity for additional teams in the peak period (match equivalent sessions)
176	Land Warfare Centre	Warminster	1	12	2	12
178	Langford Recreation Ground	South West Wiltshire	1	36	5	30
179	Langley Burrell Playing Pitch	Chippenham & Villages	1	20	3	18
198	Marlborough Cricket Club	Marlborough	1	29	3	18
204	Melksham House	Melksham	1	17	2	12
209	Minal Cricket Club & Sports Field	Marlborough	1	22	3	18
230	Oaksey Playing Field	Malmesbury	1	18	3	18
245	Purton Cricket Club	Royal Wootton Bassett & Cricklade	1	10	1	6
251	Ramsbury Recreation Centre	Marlborough	1	12	2	12
254	Redlynch Recreation Ground	Southern Wiltshire	1	10	1	6
274	Shalbourne Recreation Ground	Pewsey	1	21	3	18
277	Shrewton Recreation Ground	Stonehenge	1	7	1	6
284	Southwick Playing Field	Trowbridge	1	32	5	30
288	Spye Park Cricket Club	Devizes	1	30	5	30
317	Sutton Benger Recreation Ground	Chippenham & Villages	1	6	1	6
326	The Corsley War Memorial Playing Field	Warminster	1	17	2	12
331	The Green	Chippenham & Villages	1	18	3	18
348	Urchfont Village Cricket Club	Devizes	1	14	2	12
353	Warminster Cricket Club	Warminster	1	33	4	24

# WILTSHIRE COUNCIL PLAYING PITCH ASSESSMENT REPORT

Site ID	Site name	Analysis area	No. of squares	Capacity rating	No. of additional teams could be accommodated in the peak period	Actual spare capacity for additional teams in the peak period (match equivalent sessions)
384	The Ground at Big Garston Field	Pewsey	1	6	1	6
387	Great Durnford	Stonehenge	1	24	4	24
388	The Manor	Melksham	1	14	2	12
390	Manor Lane	Royal Wootton Bassett & Cricklade	1	6	1	6
392	Sir Phillip Dunn Memorial Ground	Pewsey	1	15	2	12
396	Sherston Magna Cricket Ground	Malmesbury	1	10	1	6
397	Trowbridge Cricket Club	Trowbridge	1	33	3	18

A total of 126 additional teams can be accommodated in Wiltshire during the week. This amounts to a total of 756 match equivalent sessions a season, as outlined in the table below. Only the Bradford-on-Avon, Calne and Westbury analysis areas have no spare capacity.

Table 4.22: Summary of actual spare capacity for Midweek cricket by analysis area

Area number	Analysis area	Number of additional teams that could be accommodated in the peak period	Actual spare capacity required for additional teams in the peak period (match equivalent sessions)
1	Stonehenge	10	60
2	Bradford-on-Avon	-	-
3	Calne	-	-
4	Chippenham & Villages	15	90
5	Corsham	1	6
6	Devizes	18	108
7	Malmesbury	12	72
8	Marlborough	9	54
9	Melksham	6	36
10	Pewsey	10	60
11	Royal Wootton Bassett & Cricklade	2	12
12	Salisbury	3	18
13	South West Wiltshire	12	72
14	Southern Wiltshire	2	12
15	Tidworth	3	18
16	Trowbridge	8	48
17	Warminster	15	90
18	Westbury	-	-
	<b>Total</b>	<b>126</b>	<b>756</b>

# WILTSHIRE COUNCIL PLAYING PITCH ASSESSMENT REPORT

## Overplay

Overplay translates to a site accommodating more demand than it can sustain based on the number of wickets provided and the quality of the square. On this basis, 19 sites in Wiltshire are overplayed by a total of 227 match equivalent sessions a season.

Table 4.23: Summary of overplay

Site ID	Site name	Analysis area	Overplay (match equivalent sessions)
32	Biddestone Village Hall	Chippenham & Villages	7
32	Biddestone Village Hall	Chippenham & Villages	3
48	Bratton Recreation Ground	Westbury	3
69	Chestnut Springs Playing Field	Royal Wootton Bassett & Cricklade	1
72	Chippenham Sports Club	Chippenham & Villages	30
82	Collingbourne Ducis Recreation Ground	Tidworth	23
85	Corsham Cricket Club	Corsham	22
96	Culver Close Playing Field	Bradford-on-Avon	17
104	Devizes Sports Club	Devizes	1
130	Gerard Buxton Sports Ground	Royal Wootton Bassett & Cricklade	1
131	Goatacre Cricket Club	Calne	2
132	Goatacre Recreation Ground	Calne	6
186	Leighton Recreation Centre	Westbury	9
241	Potterne Cricket Club (The Grove)	Devizes	18
258	Salisbury & South Wilts Sports Club	Salisbury	3
276	Sheldon School	Chippenham & Villages	5
285	Spaniels Bridge	Devizes	21
327	The Downs	Bradford-on-Avon	32
394	St Barnabas Cricket Ground	Melksham	15
395	Chalke Valley Cricket Club	South West Wiltshire	8
-	-	<b>Total</b>	<b>227</b>

Most overplay is identified in Bradford-on-Avon Analysis Area due to the considerable overplay evidenced at The Downs. This is primarily a consequence of its heavy usage by Winsley CC.

The Stonehenge, Malmesbury, Marlborough, Pewsey, Southern Wiltshire, Trowbridge and Warminster analysis areas are without any overplay.

Table 4.24: Summary of overplay by analysis area

Area number	Analysis area	Overplay (match equivalent sessions)
1	Stonehenge	-
2	Bradford-on-Avon	49
3	Calne	8
4	Chippenham & Villages	45
5	Corsham	22
6	Devizes	40
7	Malmesbury	-



# WILTSHIRE COUNCIL PLAYING PITCH ASSESSMENT REPORT

Area number	Analysis area	Overplay (match equivalent sessions)
8	Marlborough	-
9	Melksham	15
10	Pewsey	-
11	Royal Wootton Bassett & Cricklade	2
12	Salisbury	3
13	South West Wiltshire	8
14	Southern Wiltshire	-
15	Tidworth	23
16	Trowbridge	-
17	Warminster	-
18	Westbury	12
-	<b>Total</b>	<b>227</b>

Although it is possible to sustain certain, minimal levels of overplay providing that a regular, sufficient maintenance regime is in place, a reduction in play is recommended on overplayed squares to ensure there is no detrimental effect on quality over time.

## 4.5: Supply and demand analysis

Consideration must be given to the extent to which current provision can accommodate current and future demand for both senior and junior cricket. This section therefore looks at actual spare capacity on grass wicket squares considered against overplay and identified future demand. Match equivalent sessions for future demand are calculated using the average number of matches played per season (10 matches for senior Saturday teams, 10 match for Sunday teams and six matches for junior teams).

### ***Senior cricket supply and demand analysis (Saturday)***

The table below looks at the supply and demand balance during the peak period for senior men's cricket (Saturday).

For actual spare capacity, please note that this is converted from the number of match equivalent sessions identified above to the number of match equivalent sessions that could feasibly be utilised by a growth in demand. This is calculated by using the average number of matches played per season by senior teams (10) multiplied by the number of additional teams that can be fielded at peak time (two teams per square that is available). The entirety of the spare capacity at each site is not used as this number of matches may not be able to be accommodated at peak time.

*Table 4.25: Supply and demand analysis of cricket squares for senior cricket (Saturday)*

Analysis area	Actual spare capacity (match equivalent sessions)	Overplay (match equivalent sessions)	Current total (match equivalent sessions)	Future demand (match equivalent sessions)	Future total (match equivalent sessions)
Stonehenge	20	-	20	-	20
Bradford-on-Avon	-	49	49	-	49
Calne	-	8	8	-	8
Chippenham & Villages	50	45	5	10	5
Corsham	-	22	22	-	22
Devizes	30	34	10	10	20

## WILTSHIRE COUNCIL PLAYING PITCH ASSESSMENT REPORT

Analysis area	Actual spare capacity (match equivalent sessions)	Overplay (match equivalent sessions)	Current total (match equivalent sessions)	Future demand (match equivalent sessions)	Future total (match equivalent sessions)
Malmesbury	40	-	40	-	40
Marlborough	10	-	10	--	10
Melksham	30	15	15	-	15
Pewsey	40	-	40	-	40
Royal Wootton Bassett & Cricklade	-	2	2	-	2
Salisbury	10	3	7	-	7
South West Wiltshire	20	8	12	10	2
Southern Wiltshire	-	-	0	-	0
Tidworth	20	23	3	-	3
Trowbridge	-	-	0	-	0
Warminster	40	-	40	-	40
Westbury	-	12	12	-	12
<b>Total</b>	<b>310</b>	<b>227</b>	<b>83</b>	<b>30</b>	<b>53</b>

As seen in the table above, on the whole across Wiltshire, demand can currently be met with overall spare capacity of 83 match equivalent sessions per season existing. However, it should be noted that there are shortfalls across seven of the analysis areas, with the largest in Bradford-on-Avon (49 match equivalent sessions per season) and Corsham (22 match equivalent sessions per season).

When future demand is accounted for, overall spare capacity reduces by 30 match equivalent sessions per season from 83 to 53. In addition, shortfalls in the Devizes Analysis Area worsens, whilst shortfalls are created in the Chippenham & Villages Analysis Area, spare capacity is reduced from 12 match equivalent sessions per season to two in the South West Wiltshire Analysis Area.

### **Senior cricket supply and demand analysis (Sunday)**

The table below looks at the supply and demand balance for Sunday cricket, which is peak time for senior women's demand but also relevant to some senior men's and junior teams. Similar to Saturday cricket, actual spare capacity is converted from the number of match equivalent sessions identified to the number of match equivalent sessions that could feasibly be utilised by a growth in demand (the average number of matches played per season is 10).

Table 4.26: Supply and demand analysis of cricket squares for senior cricket (Sunday)

Analysis area	Actual spare capacity (match equivalent sessions)	Overplay (match equivalent sessions)	Current total (match equivalent sessions)	Future demand (match equivalent sessions)	Future total (match equivalent sessions)
Stonehenge	40	-	40	-	40
Bradford-on-Avon	-	49	49	-	49
Calne	-	8	8	-	8
Chippenham & Villages	60	45	15	10	5
Corsham	-	22	22	-	22
Devizes	70	40	30	10	20

## WILTSHIRE COUNCIL PLAYING PITCH ASSESSMENT REPORT

Analysis area	Actual spare capacity (match equivalent sessions)	Overplay (match equivalent sessions)	Current total (match equivalent sessions)	Future demand (match equivalent sessions)	Future total (match equivalent sessions)
Malmesbury	40	-	40	-	40
Marlborough	50	-	50	--	50
Melksham	40	15	25	-	25
Pewsey	40	-	40	-	40
Royal Wootton Bassett & Cricklade	10	2	8	-	8
Salisbury	10	3	7	-	7
South West Wiltshire	50	8	42	10	32
Southern Wiltshire	10	-	10	-	10
Tidworth	20	23	3	-	3
Trowbridge	40	-	40	-	40
Warminster	60	-	60	-	60
Westbury	-	12	12	-	12
<b>Total</b>	<b>540</b>	<b>227</b>	<b>313</b>	<b>30</b>	<b>283</b>

As with Saturday cricket, on the whole across Wiltshire, demand can currently be met with considerable overall spare capacity amounting to 313 match equivalent sessions per season. However, it should be noted that there are shortfalls across six of the analysis areas, with the largest again identified in Bradford-on-Avon (49 match equivalent sessions per season) and Corsham (22 match equivalent sessions per season).

When future demand is accounted for, spare capacity reduces by 30 match equivalent sessions per season from 313 to 283. Spare capacity is reduced in the Devizes and South West Wiltshire analysis areas.

### **Junior cricket supply and demand analysis (midweek)**

For the junior supply and demand analysis, actual spare capacity equates to the total spare capacity at each available site or, if it is lower, the total number of additional junior teams that could be fielded on each available square (on the assumption that one square can accommodate six midweek teams), multiplied by six (the average number of matches a junior team plays). This is because junior demand at peak time is not limited to one day, although some capacity should be reserved for activity such as All Stars and Dynamo's Cricket.

No future demand is forecast via population projections on an analysis area basis and this is therefore not factored in.

Table 4.27: Supply and demand analysis of cricket squares for junior cricket

Analysis area	Actual spare capacity (match equivalent sessions)	Overplay (match equivalent sessions)	Current total (match equivalent sessions)
Stonehenge	60	-	60
Bradford-on-Avon	-	49	49
Calne	-	8	8
Chippenham & Villages	90	45	45
Corsham	6	22	16

## WILTSHIRE COUNCIL PLAYING PITCH ASSESSMENT REPORT

Analysis area	Actual spare capacity (match equivalent sessions)	Overplay (match equivalent sessions)	Current total (match equivalent sessions)
Devizes	108	40	68
Malmesbury	72	-	72
Marlborough	54	-	54
Melksham	48	15	33
Pewsey	60	-	60
Royal Wootton Bassett & Cricklade	12	2	10
Salisbury	18	3	15
South West Wiltshire	72	8	64
Southern Wiltshire	12	-	12
Tidworth	18	23	5
Trowbridge	48	-	48
Warminster	90	-	90
Westbury	-	12	12
<b>Total</b>	<b>768</b>	<b>227</b>	<b>541</b>

A substantial amount of overall spare capacity exists for midweek cricket amounting to 541 match equivalent sessions per season. There are, however, localised shortfalls in the Bradford-on-Avon, Calen, Corsham, Tidworth and the Westbury analysis areas.

#### 4.6: Conclusion

Overall, there is currently a sufficient supply of cricket squares in Wiltshire to cater for all forms of cricket (Saturday, Sunday and midweek). When considering future demand, the supply remains adequate, although spare capacity is reduced for both Saturday and Sunday periods.

*Table 4.28: Capacity balance of grass cricket squares across Wiltshire (in match equivalent sessions per season)*

Playing format	Actual spare capacity	Overplay	Current total	Future demand	Future total
Saturday	310	227	83	30	53
Sunday	540	227	313	30	283
Midweek	768	227	541	-	541

Notwithstanding the above, in addition to the identified overplay, there are localised shortfalls in some of the analysis areas for all forms of play. This therefore suggests that provision still requires protection and that actions are required across the authority to resolve the issues that exist.

# WILTSHIRE COUNCIL

## PLAYING PITCH ASSESSMENT REPORT

---

---

### **Cricket – supply and demand summary**

- ◀ There are 26 squares in Wiltshire that have potential capacity to accommodate further demand on a Saturday, 37 squares that have potential capacity to accommodate further demand on Sundays, and 46 squares that have potential capacity to accommodate further demand during midweek.
- ◀ There are 18 sites in Wiltshire overplayed by a total of 226 match equivalent sessions a season.
- ◀ Overall, there is currently sufficient capacity of natural turf cricket squares to meet current and future demand for club cricket across Wiltshire.

### **Cricket – supply summary**

- ◀ In total, there are 97 grass wicket cricket squares in Wiltshire provided across 82 sites, with 80 squares available for community use across 75 sites.
- ◀ There are a total of 57 active non-turf pitches (NTPs) with 26 accompanying grass wickets squares and the remaining 31 being standalone.
- ◀ Heytesbury & Sutton Veny and Fonthill Park cricket clubs are considered to have unsecure tenure due to having yearly rolling renting arrangements on their home sites.
- ◀ Of the grass wicket squares, 66 (68%) are rated as good quality, whilst 31 (32%) are rated as standard quality - there are no poor quality grass wicket cricket squares identified.
- ◀ The audit of ancillary facilities at available grass pitch cricket sites determines that 20 sites are accompanied by good quality facilities and 47 have standard quality provision, with only 11 sites categorised as having poor quality provision.
- ◀ There is currently one community available square at Sheldon School which has no onsite ancillary provision.
- ◀ Of the 74 community available sites, just over half (39 or 53%) have dedicated fixed net provision.

### **Cricket – demand summary**

- ◀ There are 70 clubs in Wiltshire which collectively provide 324 teams, equating to 205 senior men's, 19 senior women's, 91 junior boys' teams and nine junior girls' teams.
- ◀ The largest club in the authority is Chippenham CC with 17 teams.
- ◀ Most teams are based in the Chippenham & Villages Analysis Area (36 teams), whereas the fewest are found in the Tidworth Analysis Area (six teams).
- ◀ Swindon CC and Swindon Super Strikers CC import demand into the authority through senior men's teams playing on Saturday afternoons, whereas Marlborough CC, Winsley CC and Redlynch & Hale CC export senior men's demand outside of Wiltshire into neighbouring authorities on Saturday afternoons.
- ◀ A total of 33 clubs are involved in All Stars, 28 participate in Dynamos and 12 field women's and girls' softball teams.
- ◀ Wiltshire Cricket runs several teams in Wiltshire, with 32 venues different venues known to be accessed.
- ◀ It is expected that three additional men's team are to be generated by population growth, whilst 12 responding clubs indicate total aspirational growth equating to 18 teams (four senior men's, five senior women', seven junior boys and two junior girls' teams).

# WILTSHIRE COUNCIL PLAYING PITCH ASSESSMENT REPORT

## PART 5: RUGBY UNION

### 5.1: Introduction

The Rugby Football Union (RFU) is split into four areas across the country with a workforce team that covers development, coaching, governance and competitions. It governs a variety of formats and programmes, including 15-a-side, 10-a-side, 7-a-side and Tag rugby as well as the Touch union programme. Its aim is to increase and retain participation within the game, with facilities needing to be appropriate, affordable and accessible in order to enable this.

For traditional rugby union, there are generally three playing formats, based on the age of the players involved. These are now known as age grade mixed rugby (previously mini), age grade boys/girls rugby (previously junior) and senior rugby.

The rugby union playing season operates from September to May, with senior men's fixtures being held on Saturday afternoons whilst ladies and age grade fixtures are generally held on Sundays.

### Consultation

There is a total of 19 community rugby union clubs playing in Wiltshire. As seen in the table below, 16 clubs have responded to consultation requests, resulting in an 84% response rate. Data for non-responsive clubs has been gathered through online research and via information provided by RFU. Both the Council and the RFU have taken efforts to gain responses from non responding clubs, however three still did not respond to requests.

Table 5.1: Summary of consultation

Club name	Responded?
Amesbury RUFC	Yes
Bradford-on-Avon RUFC	No
Calne RUFC	Yes
Chippenham RUFC	Yes
Colerne RUFC	No
Corsham RUFC	Yes
Cricklade RUFC	Yes
Devizes RUFC	Yes
Marlborough RUFC	Yes
Melksham RUFC	Yes
Minety RUFC	Yes
Pewsey Vale RUFC	Yes
Royal Wootton Bassett RUFC	Yes
Salisbury RUFC	Yes
Sutton Benger RUFC	No
Trowbridge RUFC	Yes
Warminster RUFC	Yes
Westbury RUFC	Yes
Wheatsheaf Cabin Crew RUFC	Yes

### 5.2: Supply

Within Wiltshire, there are 104 grass rugby union pitches, of which 65 (63%) are available for community use. The remaining 39 pitches are unavailable for community use, with this provision located either on education or MOD managed sites.

## WILTSHIRE COUNCIL PLAYING PITCH ASSESSMENT REPORT

Due to its large geographical size, the rugby union pitches are widely spread across Wiltshire, as seen in the table below.

Table 5.2: Supply of all rugby union pitches across Wiltshire

Area number	Analysis area	Number of rugby union pitches available for community use	Number of rugby union pitches unavailable for community use	Total
1	Stonehenge	1	3	4
2	Bradford-on-Avon	4	-	4
3	Calne	1	1	2
4	Chippenham & Villages	6	1	7
5	Corsham	3	3	6
6	Devizes	14	-	14
7	Malmesbury	3	2	5
8	Marlborough	3	8	11
9	Melksham	4	-	4
10	Pewsey	2	1	3
11	Royal Wootton Bassett & Cricklade	7	6	13
12	Salisbury	5	2	7
13	South West Wiltshire	1	-	1
14	Southern Wiltshire	-	1	1
15	Tidworth	-	3	3
16	Trowbridge	7	-	7
17	Warminster	2	8	10
18	Westbury	2	-	2
-	<b>Total</b>	<b>65</b>	<b>39</b>	<b>104</b>

It should be noted that despite each of the 18 areas accommodating some form of provision, there are no community available rugby union pitches in the Southern Wiltshire or Tidworth analysis areas. In contrast, the prominent analysis area for community available provision is Devizes (14 pitches), followed by Royal Wootton Bassett & Cricklade and Trowbridge (seven pitches) and Chippenham & Villages (six pitches). This correlates with each of these analysis areas containing at least one large club (Devizes, Cricklade, Royal Wootton Bassett and Trowbridge rugby clubs).

There are further larger clubs in other analysis areas, such as Bradford-on-Avon RUFC, Marlborough RUFC, Melksham RUFC and Salisbury RUFC, however, these clubs either utilise fewer pitches to meet their demand and/or access World Rugby compliant 3G pitches (see Part 3 for further information). Conversely, the analysis areas which have fewer community available pitches are generally home to clubs with one or two teams such as Westbury RUFC (Westbury Analysis Area), Wheatsheaf Cabin Crew RUFC (South West Wiltshire Analysis Area) and Calne RUFC (Calne Analysis Area).

The audit only identifies dedicated, line marked pitches that are serviced by goalposts. However, it should be noted that there are some additional marked spaces at some club-based sites that are used, without goalposts, particularly for age grade rugby. It is also common for age grade matches to be played on senior pitches via the use of cones, and this is the case across Wiltshire, even at sites with standalone age grade pitches.

Recommended pitch dimensions for all formats of play are shown in the table below.

# WILTSHIRE COUNCIL PLAYING PITCH ASSESSMENT REPORT

Table 5.3: Pitch dimensions

Team reference	Playing format	Team type	Maximum pitch dimensions (metres) <sup>15</sup>
Under 7	Age grade mixed	U7s	20 x 12
Under 8	Age grade mixed	U8s	45 x 22
Under 9	Age grade mixed	U9s	60 x 30
Under 10	Age grade mixed	U10s	60 x 35
Under 11	Age grade mixed	U11s	60 x 43
Under 12	U12s Boys U12s Girls	U12s	60 x 43
Age Grade Boys	U13s – U18s	U13s*, U14s, U15s, U16s, U18s (as dual age band w/U17s)	100x70 (with posts at either end) *90x60 (with posts at either end)
Age Grade Girls	U13s – U18	U14s (as dual age band w/U13s), U16s (as dual age w/U15s), U18s (as dual age band w/U17s)	100x70 (with posts at either end)
Senior Men	Over 18s	Senior	100 x 70 (with posts at either end)
Senior Women	Over 18s	Senior	100 x 70 (with posts at either end)

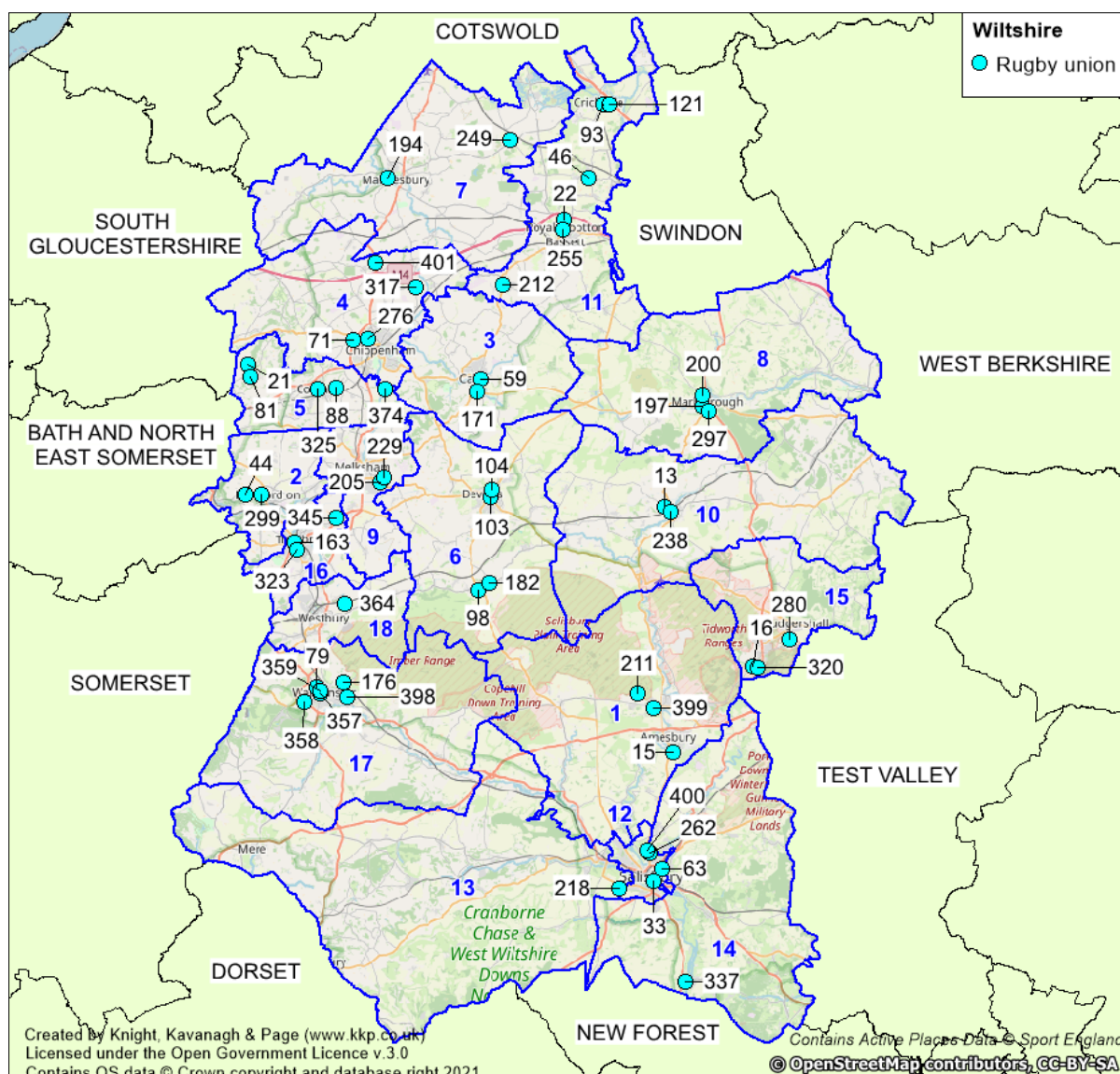
Please see the figure below for the location of the pitches. For a key to the map, see Table 5.10.

<sup>15</sup> Recommended run off area for all pitch types requires five-metres each way and a minimum in-goal length of six metres.



# WILTSHIRE COUNCIL PLAYING PITCH ASSESSMENT REPORT

Figure 5.1: Location of rugby union pitches within Wiltshire



## Disused sites / provision

Further to the rugby union provision mentioned above, there are also 10 sites that are either active sites which have previously accommodated rugby union provision, or which are completely disused sites. These sites are outlined in greater detail below.

### Disused sites

Meerut Road (Tidworth - SP9 7SU) circa 2017 accommodated one senior pitch; however, in 2020, a small area of the playing field land was lost due to the development of an adjacent road network. There is still a significant area of playing field land remaining, which could accommodate a pitch, with it unknown as to why the management of site (MOD) has not yet reinstated it.

The Conigre (Melksham– SN12 6ES) previously accommodated one senior rugby union pitch and one adult football pitch and was the home venue for Melksham RUFC and Melksham FC. The clubs relocated to Oakfield Stadium in 2017 as mitigation for the loss of the site, and it has since been partially developed for Melksham Community Campus, although an area of the former playing field still remains.

## WILTSHIRE COUNCIL PLAYING PITCH ASSESSMENT REPORT

---

Grittleton House School (Chippenham & Villages - SN14 6AP) closed in 2016 and the site has since reopened as a wedding venue, which means that all its former sports provision is now categorised as disused. It previously accommodated two senior rugby union pitches, two adult football pitches and a non-turf cricket wicket.

The Water Pitches (Royal Wootton Bassett & Cricklade - SN6 6BL) is a disused unattached school playing field site managed by Cricklade Manor Prep School & Nursery. The exact date of when it was last actively used is unknown, although satellite imagery indicates that two age grade rugby union pitches were last provided circa 2005.

### *Disused pitches*

Dinton Recreation Ground (South West Wiltshire - SP3 5HH) formally accommodated a senior rugby union pitch which now just has a solitary set of posts and no line markings. However, the site is still actively used for cricket.

Pitches at The Wellington Academy (Tidworth), Sarum Academy (Salisbury), Avon Valley College (Stonehenge), Matravers School (Westbury) and Abbeyfield School (Chippenham & Villages) are no longer actively marked on the respective school playing fields. Each site previously accommodated one senior pitch each. They all remain in use for other sports (e.g., football).

### **Future provision**

It is reported that Calne Town Council has aspirations to develop Calne Recreation Ground, which is currently used by Calne RUFC. As part of this, any plans must detail how the existing senior rugby union pitch would be protected at the site, or how NPPF and Sport England's Playing Fields Policy (particularly Exception 4) would be met. Any relocation should be explored through the Local Plan process, and the situation also needs to be kept under regular review via meetings with Sport England, the RFU and Wiltshire Council.

Notwithstanding the above, further discussions should also be encouraged with The Stonehenge School and the Town Council to seek a potential solution for Calne RUFC, whether that be short or long term, at its Archers Gate site. This is due to existing aspirations expressed by the School.

Elsewhere, Marlborough RUFC is currently undertaking consultation with relevant stakeholders on behalf of Marlborough Town Council with the aim of developing additional sports provision in partnership with Marlborough Youth FC. The clubs want to develop a new training area (equivalent to one senior rugby pitch size), potentially with sports lighting, in order to take some demand/usage off the overused grass pitches. The area in question is located on land known as The Common, with this neighboring the Club's current provision. It should be noted that another option to support training demand, would be through the potential 3G pitch at St John's School being built to WR compliancy.

In addition, Marlborough RUFC also aspires to develop additional pitch provision on the area of land directly in front of its clubhouse. It indicates that this would require a substantial amount of maintenance including aeration and top soiling to bring it up to a playable condition. The area of land is only large enough to accommodate age grade provision.

Despite obtaining planning permission (19/10805/FUL) in June 2021, it should be known that a proposed development adjacent to Trowbridge RUFC for the creation of a sports-lit 3G pitch and a new pavilion is no longer progressing due to raising costs. The Town Council is looking for other potential site options for a 3G pitch development after the aforementioned plan was cancelled in early 2024. The pitch was to be compliant for both rugby and football.

## WILTSHIRE COUNCIL PLAYING PITCH ASSESSMENT REPORT

---

There are also ambitions to create a full size sports-lit 3G pitch at Oakfield Stadium. However, this has not progressed as far as the development at Trowbridge, meaning it is still considered aspirational at this stage, with more specific details unknown. It is understood that any progress would be led by the Football Foundation and service both football and rugby demand (Melksham RUFC) at the site.

Amesbury RUFC reports that it is in initial discussions regarding a potential relocation. Its current site, Archers Gate Centenary Pavilion, is shared with Amesbury CC and reportedly does not currently meet its pitch or ancillary provision requirements. The Club suggests that two possible sites are Stonehenge School Playing Fields (Holders Lane) or Boscombe Down Sports Field, although each site is considered to be problematic as long term agreements would need to be obtained with the owners of the provision (the Club would need to ensure security of tenure for either site if it was to relocate). This relates to the Stonehenge School and the MOD, respectively.

Also potentially impacting on rugby union supply/demand is that Cricklade CC is currently searching for land to develop a new ground on. This is due to its existing site suffering from waterlogging issues, with costs for undertaking repairs rising. The Club references that one option at present is relocation to Cricklade Rugby Club, although more work is required to establish how this would be feasible.

### ***Security of tenure***

Where known, most clubs in Wiltshire are considered to have security of tenure at their home ground through either freehold or long term lease arrangement. This is further summarised in the table below.

As referenced above, Calne RUFC is considered to be without security of tenure due to the uncertainty that exists around its provision at Calne Recreation Ground.

Amesbury RUFC is the only other club which has raised an issue with its current tenure agreement. The Club indicates that its informal agreement with Amesbury Town Council to use the provision at Archers Gate Centenary Pavilion means it has no security of tenure and therefore cannot currently access funding streams for pitch or ancillary enhancements. This is reportedly causing the degradation of its facilities. It aspires to formalise a long term agreement and achieve security of tenure at the site in order to access funding, or relocate to a site where it can obtain extended tenure.

**WILTSHIRE COUNCIL**  
**PLAYING PITCH ASSESSMENT REPORT**

Table 5.4: Summary of security of tenure for rugby clubs in Wiltshire

Club	Analysis area	Site ID	Site name	Postcode	Tenure	Secure/unsecure
Amesbury RUFC	Stonehenge	15	Archers Gate Centenary Pavilion	SP4 7XX	Agreement with Amesbury Town Council to use the site but this is informal.	Unsecure
Bradford-on-Avon RUFC	Bradford-on-Avon	44	Bradford on Avon Rugby Club	BA15 2HR	Freehold	Secure
Calne RUFC	Calne	59	Calne Recreation Ground	SN11 8DX	Rolling license	Unsecure
Chippenham RUFC	Chippenham & Villages	71	Chippenham Rugby Club	SN14 0YZ	Freehold	Secure
Colerne RUFC	Corsham	81	Colerne Rugby Football Club (Higgins Field)	SN14 8AT	Freehold	Secure
Corsham RUFC	Corsham	88	Corsham Rugby Club	SN13 9QG	Long term lease	Secure
Cricklade RUFC	Royal Wootton Bassett & Cricklade	121	Fairview Fields (Cricklade Rugby Club)	SN6 6GH	Leased from Cricklade Town Council until 2039.	Secure
Devizes RUFC	Devizes	104	Devizes Sports Club	SN10 2DL	Freehold	Secure
Marlborough RUFC	Marlborough	200	Marlborough Rugby Club	SN8 1DL	Lease from Marlborough Town Council	Secure
Melksham RUFC	Melksham	229	Oakfield Stadium	SN12 7GU	Lease from Wiltshire Council	Secure
Minety RUFC	Malmesbury	249	Queen Elizabeth II Playing Fields (Minety)	SN16 9QH	Lease from Minety Parish Council (via Minety Playing Fields Association) till 2032	Secure
Pewsey Vale RUFC	Pewsey	13	Angela Yeates Memorial Ground	SN9 5NL	Lease from Pewsey Parish until 2048	Secure
Royal Wootton Bassett RUFC	Royal Wootton Bassett & Cricklade	22	Ballards Ash Sports Ground	SN4 8DS	Freehold	Secure
Salisbury RUFC	Salisbury	262	Salisbury Rugby Football Club	SP1 3SA	Lease from Wiltshire Council	Secure
Salisbury RUFC	Salisbury	400	Hudson's Field	SP1 3SB	Lease from Wiltshire Council	Secure
Sutton Benger RUFC	Chippenham & Villages	317	Sutton Benger Recreation Ground	SN15 4RU	Unknown	Unknown
Trowbridge RUFC	Trowbridge	345	Trowbridge Rugby Club (Doric Park)	BA14 6JB	Freehold	Secure
Warminster RUFC	Warminster	358	Warminster Rugby Club (Folly Lane)	BA12 7RG	Lease from Warminster Town Council	Secure
Westbury RUFC	Westbury	364	Westbury Rugby Club	BA13 4LX	Lease from White Horse Country Park expiring in 2060	Secure
Wheatsheaf Cabin Crew RUFC	South West Wiltshire	218	Netherhampton Road	SP2 8NP	Rent from Wiltshire Council	Secure

# WILTSHIRE COUNCIL PLAYING PITCH ASSESSMENT REPORT

## Pitch quality

The quality of rugby union pitches across Wiltshire have been assessed via a combination of site visits (using non-technical assessments as determined by RFU), user consultation and PitchPower reports (where completed) to reach and apply an agreed rating on a scale of good, standard and poor. For reference site visits took place in November 2023, with the full assessment criteria shown in Appendix 2.

Linked to the above and based on the RFU now employing the use of PitchPower assessments, rugby union sites in Wiltshire that have had a recent PQS rating are now aligned to the same good, standard, poor quality ratings, as used for football and as shown below.

Table 5.8: New quality ratings based on PQS ratings

PQS Rating	PPS Quality Rating
Poor	Poor
Basic	Standard
Good	Good
Advanced	Good
High	Good

In addition, for consistency, any rugby union pitch that does not have a PitchPower assessment is also categorised in the same way, with this based on club consultation and non-technical assessment findings. For more information relating to PitchPower, please see Part 2: Football.

## Pitch quality findings

Of the community available rugby union pitches in Wiltshire, most are identified as being standard quality (33 pitches or 51%), with the remaining pitches split relatively evenly between being good quality (18 pitches or 28%) and poor quality (14 pitches or 22%). This is shown by analysis area in the following table.

Table 5.9: Rugby union pitch quality for community available pitches by analysis area

Area number	Analysis area	Good	Standard	Poor	Total
1	Stonehenge	-	1	-	1
2	Bradford-on-Avon	-	3	1	4
3	Calne	1	-	-	1
4	Chippenham & Villages	-	3	3	6
5	Corsham	-	3	-	3
6	Devizes	9	2	3	14
7	Malmesbury	3	-	-	3
8	Marlborough	-	2	1	3
9	Melksham	-	4	-	4
10	Pewsey	-	2	-	2
11	Royal Wootton Bassett & Cricklade	5	1	1	7
12	Salisbury	-	3	2	5
13	South West Wiltshire	-	1	-	1
14	Southern Wiltshire	-	-	-	-

## WILTSHIRE COUNCIL PLAYING PITCH ASSESSMENT REPORT

---

---

Area number	Analysis area	Good	Standard	Poor	Total
15	Tidworth	-	-	-	-
16	Trowbridge	-	4	3	7
17	Warminster	-	2	-	2
18	Westbury	-	2	-	2
-	<b>Total</b>	<b>18</b>	<b>33</b>	<b>14</b>	<b>65</b>

Please see table overleaf for the full site-by-site breakdown.

## WILTSHIRE COUNCIL PLAYING PITCH ASSESSMENT REPORT

Table 5.10: Summary of quality

Site ID	Site name	Analysis area	Postcode	Community use?	Number of pitches	Pitch type	Sports lighting?	PitchPower Score <sup>16</sup>	Quality rating
13	Angela Yeates Memorial Ground	Pewsey	SN9 5NL	Yes	2	Senior	No	-	Standard
15	Archers Gate Centenary Pavilion	Stonehenge	SP4 7XX	Yes	1	Senior	No	Basic	Standard
16	Arcot Road (Aspire Defence Ground)	Tidworth	SP9 7AH	No	1	Senior	No	-	Standard
21	Azimghur Barracks	Corsham	SN14 8QY	No	1	Senior	No	-	Standard
22	Ballards Ash Sports Ground	Royal Wootton Bassett & Cricklade	SN4 8DS	Yes	2	Senior	Yes	-	Good
22	Ballards Ash Sports Ground	Royal Wootton Bassett & Cricklade	SN4 8DS	Yes	3	Senior	No	-	Good
33	Bishop Wordsworths School	Salisbury	SP1 2ED	Yes-unused	2	Senior	No	-	Poor
44	Bradford-on-Avon Rugby Club	Bradford-on-Avon	BA15 2HR	Yes	1	Senior	Yes	-	Standard
44	Bradford-on-Avon Rugby Club	Bradford-on-Avon	BA15 2HR	Yes	2	Senior	No	-	Standard
46	Bradon Forest School	Royal Wootton Bassett & Cricklade	SN5 4AT	Yes-unused	1	Senior	No	-	Poor
59	Calne Recreation Ground	Calne	SN11 8DX	Yes	1	Senior	No	Good	Good
63	Chafyn Grove School	Salisbury	SP1 1LR	No <sup>17</sup>	2	Senior	No	-	Good
71	Chippenham Rugby Club	Chippenham & Villages	SN14 0YZ	Yes	2	Senior	Yes	Good	Standard
79	Cold Harbour Playing Fields	Warminster	BA12 8PA	No	2	Senior	No	-	Standard
81	Colerne Rugby Football Club (Higgins Field)	Corsham	SN14 8AT	Yes	1	Senior	Yes	-	Standard
88	Corsham Rugby Club	Corsham	SN13 9QG	Yes	1	Senior	Yes	Good	Standard
88	Corsham Rugby Club	Corsham	SN13 9QG	Yes	1	Senior	No	Good	Standard
93	Cricklade Manor Prep School	Royal Wootton Bassett & Cricklade	SN6 6BB	No	2	Junior	No	-	Poor
98	Dauntsey's School	Devizes	SN10 4HE	Yes-unused	9	Senior	No	-	Good

<sup>16</sup> Pitchpower reports completed outside of winter assessment window (November-February) defaulted to Standard quality.

<sup>17</sup> Ad hoc usage from Salisbury RUFC when the Club cannot use its own pitches; however, the site generally not available for wider community access and is therefore classified as being unavailable.

## WILTSHIRE COUNCIL PLAYING PITCH ASSESSMENT REPORT

Site ID	Site name	Analysis area	Postcode	Community use?	Number of pitches	Pitch type	Sports lighting?	PitchPower Score <sup>16</sup>	Quality rating
103	Devizes School	Devizes	SN10 3AG	Yes-unused	2	Senior	No	-	Poor
104	Devizes Sports Club	Devizes	SN10 3AG	Yes	1	Senior	No	Good	Standard
104	Devizes Sports Club	Devizes	SN10 3AG	Yes	1	Senior	Yes	Advanced	Standard
121	Fairview Fields (Cricklade Rugby Club)	Royal Wootton Bassett & Cricklade	SN6 6GH	Yes	1	Senior	Yes	Good	Standard
163	John of Gaunt School	Trowbridge	BA14 9EH	Yes-unused	2	Senior	No	-	Poor
171	Kingsbury Green Academy	Calne	SN11 8YH	No	1	Senior	No	-	Poor
176	Land Warfare Centre (Site 1)	Warminster	BA12 0DJ	No	1	Senior	No	-	Standard
182	Lavington School	Devizes	SN10 4EB	Yes-unused	1	Senior	No	-	Poor
194	Malmesbury School	Malmesbury	SN16 0DF	No	2	Senior	No	-	Standard
197	Marlborough College	Marlborough	SN8 1PA	No	8	Senior	No	-	Good
200	Marlborough Rugby Club	Marlborough	SN8 1DL	Yes	1	Senior	No	Good	Standard
200	Marlborough Rugby Club	Marlborough	SN8 1DL	Yes	1	Senior	No	Advanced	Standard
205	Melksham Oak Community School	Melksham	SN12 6QZ	Yes-unused	1	Senior	No	-	Standard
211	Mod Larkhill	Stonehenge	SP4 8QT	No	2	Senior	No	-	Standard
212	Mod Lyneham	Royal Wootton Bassett & Cricklade	SN15 4XX	No	3	Senior	No	-	Standard
218	Netherhampton Road	South West Wiltshire	SP2 8NP	Yes	1	Senior	No	Good	Standard
229	Oakfield Stadium	Melksham	SN12 7GU	Yes	1	Senior	No	-	Standard
229	Oakfield Stadium	Melksham	SN12 7GU	Yes	2	Senior	Yes	-	Standard
238	Pewsey Vale School	Pewsey	SN9 5EW	No	1	Senior	No	-	Poor
249	Queen Elizabeth II Playing Fields (Minety)	Malmesbury	SN16 9QH	Yes	1	Senior	Yes	Good	Good
249	Queen Elizabeth II Playing Fields (Minety)	Malmesbury	SN16 9QH	Yes	2	Senior	No	Good	Good
255	Royal Wootton Bassett Academy	Royal Wootton Bassett & Cricklade	SN4 7HG	No	1	Senior	No	-	Poor
262	Salisbury Rugby Football Club	Salisbury	SP1 3SA	Yes	1	Senior	Yes	Good	Standard
276	Sheldon School	Chippenham & Villages	SN14 6HJ	Yes-unused	3	Senior	No	-	Poor



## WILTSHIRE COUNCIL PLAYING PITCH ASSESSMENT REPORT

Site ID	Site name	Analysis area	Postcode	Community use?	Number of pitches	Pitch type	Sports lighting?	PitchPower Score <sup>16</sup>	Quality rating
280	Somme Road (Aspire Defence Ground)	Tidworth	SP11 9LS	No	1	Senior	No	-	Standard
297	St John's Marlborough	Marlborough	SN8 4AX	Yes-unused	1	Senior	No	-	Poor
299	St Laurence School	Bradford-on-Avon	BA15 1DZ	Yes-unused	1	Senior	No	-	Poor
317	Sutton Benger Recreation Ground	Chippenham & Villages	SN15 4RU	Yes	1	Senior	No	Basic	Standard
320	Tedworth Park Polo Club (Tidworth Site)	Tidworth	SP9 7AH	No	1	Senior	No	-	Standard
323	The Clarendon Academy	Trowbridge	BA14 0DJ	Yes-unused	1	Senior	No	-	Poor
325	The Corsham School	Corsham	SN13 9DF	No	1	Senior	No	-	Standard
337	The Trafalgar School at Downton	Southern Wiltshire	SP5 3HN	No	1	Senior	No	-	Poor
345	Trowbridge Rugby Club (Doric Park)	Trowbridge	BA14 6JB	Yes	1	Senior	Yes	-	Standard
345	Trowbridge Rugby Club (Doric Park)	Trowbridge	BA14 6JB	Yes	3	Senior	No	-	Standard
357	Warminster Prep School	Warminster	BA12 8JG	No	1	Junior	No	-	Poor
358	Warminster Rugby Club (Folly Lane)	Warminster	BA12 7RG	Yes	2	Senior	No	-	Standard
359	Warminster School	Warminster	BA12 8PJ	No	1	Senior	No	-	Standard
364	Westbury Rugby Club	Westbury	BA13 4LX	Yes	1	Senior	No	-	Standard
364	Westbury Rugby Club	Westbury	BA13 4LX	Yes	1	Senior	Yes	-	Standard
374	Wiltshire College Lackham	Corsham	SN15 2NY	No	1	Senior	No	-	Poor
398	Land Warfare Centre (Site 2)	Warminster	BA12 9DT	No	3	Senior	No	-	Standard
399	Larkhill Sports Ground	Stonehenge	SP4 8LX	No	1	Senior	No	-	Standard
400	Hudson's Field	Salisbury	SP1 3SB	Yes	2	Senior	No	Basic	Standard
401	Buckley Barracks	Chippenham & Villages	SN14 6BN	No	1	Senior	No	-	Standard

# WILTSHIRE COUNCIL

## PLAYING PITCH ASSESSMENT REPORT

---

As seen, poor quality community available pitches are located at:

- ◀ Bishop Wordsworths School
- ◀ Bradon Forest School
- ◀ Devizes School
- ◀ John of Gaunt School
- ◀ Lavington School
- ◀ Sheldon School
- ◀ St Johns Marlborough
- ◀ St Laurence School
- ◀ The Clarendon Academy

However, all but one of these is a school site and therefore not currently regularly access by clubs.

In relation to club-based pitches, Amesbury RUFC identifies that despite the drainage being good at Archers Gate Centenary Pavilion, the lack of regular in-depth maintenance, in addition to the significant overuse, reduces the pitches overall quality. The provision is assessed as standard quality.

Similarly, provision at Westbury Rugby Club is assessed as standard quality as the Club reports that the site suffers from waterlogging and can become unusable in periods of bad weather. This especially relates to the second pitch on site.

Since the recent development of adjacent housing, Warminster RUFC suggests that drainage on its pitches at Folly Lane has worsened. The Club reports greater water retention which has in turn reduced pitch quality to standard quality.

The pitches Queen Elizabeth II Playing Fields (Minety Rugby Club) are established on clay which means that they regularly retain water. The Club reports that pipe drainage is in place; however, this is over 20 years old and is in need of some enhancement. It also has ambitions to upgrade its sports lighting.

Fairview Fields (Cricklade Rugby Club) has a reported issue with dog fouling, despite a fence being installed around the pitch.

Conversely, Chippenham RUFC indicates pitch quality has improved over the last three years at Chippenham Rugby Club due to an investment into maintenance regime/equipment.

### ***Ancillary facilities***

Ancillary facility ratings are primarily influenced by the type of amenities which are available on a site accompanied by their quality. This relates to provision such as a clubhouse, changing rooms and car parking as well as dedicated official and spectator facilities.

The table below identifies the quality of provision for active rugby union sites across Wiltshire. As seen, 12 sites are serviced by good quality facilities, four by standard quality facilities and two by poor quality facilities. In addition, Hudson's Field and Sutton Benger Recreation Ground are not serviced by any dedicated ancillary provision, although users of the former are able to instead utilise the provision at Salisbury Rugby Football Club. In comparison Sutton Benger RUFC, users of the latter, use provision at the adjacent village hall.

# WILTSHIRE COUNCIL PLAYING PITCH ASSESSMENT REPORT

Table 5.11: Summary of ancillary provision quality

Club	Site ID	Site name	Analysis area	Ancillary quality
Amesbury RUFC	15	Archers Gate Centenary Pavilion	Stonehenge	Poor
Bradford-on-Avon RUFC	44	Bradford on Avon Rugby Club	Bradford-on-Avon	Good
Calne RUFC	59	Calne Recreation Ground	Calne	Standard
Chippenham RUFC	71	Chippenham Rugby Club	Chippenham & Villages	Good
Colerne RUFC	81	Colerne Rugby Football Club (Higgins Field)	Corsham	Good
Corsham RUFC	88	Corsham Rugby Club	Corsham	Good
Cricklade RUFC	121	Fairview Fields (Cricklade RUFC)	Royal Wootton Bassett & Cricklade	Standard
Devizes RUFC	104	Devizes Sports Club	Devizes	Good
Marlborough RUFC	200	Marlborough Rugby Club	Marlborough	Good
Melksham RUFC	229	Oakfield Stadium	Melksham	Good
Minety RUFC	249	Queen Elizabeth II Playing Fields (Minety)	Malmesbury	Standard
Pewsey Vale RUFC	13	Angela Yeates Memorial Ground	Pewsey	Good
Royal Wootton Bassett RUFC	22	Ballards Ash Sports Ground	Royal Wootton Bassett & Cricklade	Good
Salisbury RUFC	262	Salisbury Rugby Football Club	Salisbury	Good
Salisbury RUFC	400	Hudson's Field	Salisbury	N/A
Sutton Benger RUFC	317	Sutton Benger Recreation Ground	Chippenham & Villages	N/A
Trowbridge RUFC	345	Trowbridge Rugby Club (Doric Park)	Trowbridge	Good
Warminster RUFC	358	Warminster Rugby Club (Folly Lane)	Warminster	Standard
Westbury RUFC	364	Westbury Rugby Club	Westbury	Good
Wheatsheaf Cabin Crew RUFC	218	Netherhampton Road	South West Wiltshire	Poor

Wheatsheaf Cabin Crew RUFC agrees that the facilities at Netherhampton Road are poor quality. The Club states that pipes burst in 2022 resulting in serious damage to the roof, with this meaning that it has not been able to use the provision before and after home matches.

The ancillary facilities at Archers Gate Centenary Pavilion are shared between Amesbury CC and Amesbury RUFC; however, the rugby club reports that the provision is primarily suited for cricket. The Club identifies that it does not meet rugby requirements despite the overall condition of the provision, therefore the provision is considered poor for rugby union.

The ancillary provision at Folly Lane is generally standard quality; however, the Club suggests that it requires a new boiler. Similarly, Cricklade RUFC accesses standard quality facilities at Fairview Fields, but this is via a basic adapted storage container. The Club suggests that this meets its changing room needs but it requires additional storage and social spaces, particularly to better accommodate age grade demand.

# WILTSHIRE COUNCIL PLAYING PITCH ASSESSMENT REPORT

Devizes RUFC took over the management of its clubhouse (formerly a sports club) during the Covid-19 pandemic but specifies that this is now becoming untenable. It is looking for potential options to maximise letting the facility in order to become more sustainable.

Marlborough RUFC's clubhouse has recently had funding to enhance its changing, physio and official rooms. It now states plans to further upgrade the kitchen facilities and potentially create a dedicated medical room.

Chippenham RUFC wants to improve and increase its changing rooms and medical facilities to better meet female demand. Likewise, Cricklade RUFC aspires to build a new social space in order to increase and better accommodate age grade and particularly girls' activity.

### 5.3: Demand

Demand for rugby union pitches in Wiltshire tends to fall within the categories of organised competitive play and organised training.

For competitive play, rugby union demand is split between adult rugby, age grade boys/girls' rugby (previously junior) and age grade mixed rugby (previously mini). Age grade runs from U12 level to U18 level (otherwise known as colts), whilst age grade mixed is for U7 to U11 level. In addition, new girls' age bands have been established, with the new age bands being at U12, U14, U16 and U18 level.

#### **Competitive play**

There are 19 community rugby union clubs based in Wiltshire providing a total of 188 teams. This is divided into 33 senior men's, six senior women's, 41 age grade boys, 22 age grade girls' and 74 age grade mixed, ten dedicated boys U12s and two dedicated girls U12s teams.

Bradford-on-Avon, Chippenham, Devizes, Marlborough, Melksham, Royal Wootton Bassett, Salisbury and Trowbridge clubs all accommodate women and girls demand to some capacity. A club-by-club summary can be seen in the following table.

*Table 5.12: Summary of Wiltshire based club demand*

Club	Analysis area	Age Grade Mixed (U7 - U11)	Age Grade Girls (U12)	Age Grade Boys (U12)	Age Grade (Boys and Girls U13 - U18 inc)	Adult Male and Female Teams
Amesbury RUFC	Stonehenge	4	-	-	1	2
Bradford-on-Avon RUFC	Bradford-on-Avon	5	1	1	6	1
Calne RUFC	Calne	-	-	-	-	1
Chippenham RUFC	Chippenham & Villages	5	-	1	8	4
Colerne RUFC	Corsham	5	-	-	-	1
Corsham RUFC	Corsham	5	-	1	4	2
Cricklade RUFC	Royal Wootton Bassett & Cricklade	5	-	-	1	1

## WILTSHIRE COUNCIL PLAYING PITCH ASSESSMENT REPORT

Club	Analysis area	Age Grade Mixed (U7 - U11)	Age Grade Girls (U12)	Age Grade Boys (U12)	Age Grade (Boys and Girls U13 - U18 inc)	Adult Male and Female Teams
Devizes RUFC	Devizes	5	-	1	5	3
Marlborough RUFC	Marlborough	5	-	1	4	2
Melksham RUFC	Melksham	5	1	1	4	3
Minety RUFC	Malmesbury	5	-	1	1	1
Pewsey Vale RUFC	Pewsey	5	-	-	-	1
Royal Wootton Bassett RUFC	Royal Wootton Bassett & Cricklade	5	-	1	9	4
Salisbury RUFC	Salisbury	5	-	1	12	3
Sutton Benger RUFC	Chippenham & Villages	-	-	-	-	1
Trowbridge RUFC	Trowbridge	5	-	1	7	4
Warminster RUFC	Warminster	5	-	-	1	2
Westbury RUFC	Westbury	-	-	-	-	2
Wheatsheaf Cabin Crew RUFC	South West Wiltshire	-	-	-	-	1
<b>Total</b>	<b>-</b>	<b>74</b>	<b>2</b>	<b>10</b>	<b>63</b>	<b>39</b>

The breakdown of teams by analysis area can be seen in the table below. Only the Southern Wiltshire and Tidworth analysis areas are without any demand.

Table 5.13: Supply of all rugby union pitches across Wiltshire by analysis area

Analysis area	Age Grade Mixed (U7 -U11)	Age Grade Girls (U12)	Age Grade Boys (U12)	Age Grade (Boys and Girls U13 - U18 inc)	Adult Male and Female Teams	Total
Stonehenge	4	-	-	1	2	7
Bradford-on-Avon	5	1	1	6	1	14
Calne	-	-	-	-	1	1
Chippenham & Villages	5	-	1	8	5	19
Corsham	10	-	1	4	3	18
Devizes	5	-	1	5	3	14
Malmesbury	5	-	1	1	1	8
Marlborough	5	-	1	4	2	12
Melksham	5	1	1	4	3	14
Pewsey	5	-	-	-	1	6
Royal Wootton Bassett & Cricklade	10	-	1	10	5	26
Salisbury	5	-	1	12	3	21
South West Wiltshire	-	-	-	-	1	1

# WILTSHIRE COUNCIL PLAYING PITCH ASSESSMENT REPORT

Analysis area	Age Grade Mixed (U7 -U11)	Age Grade Girls (U12)	Age Grade Boys (U12)	Age Grade (Boys and Girls U13 - U18 inc)	Adult Male and Female Teams	Total
Southern Wiltshire	-	-	-	-	-	-
Tidworth	-	-	-	-	-	-
Trowbridge	5	-	1	7	4	17
Warminster	5	-	-	1	2	8
Westbury	-	-	-	-	2	2
<b>Total</b>	<b>74</b>	<b>2</b>	<b>10</b>	<b>63</b>	<b>39</b>	<b>188</b>

## **Additional demand**

In addition to the affiliated teams above, the following clubs also offer some form of other weekly rugby sessions/initiatives such as Touch Rugby, Walking Rugby, 7s or TAG:

- ◀ Chippenham RUFC
- ◀ Cricklade RUFC
- ◀ Marlborough RUFC
- ◀ Minety RUFC
- ◀ Royal Wootton Bassett RUFC
- ◀ Salisbury RUFC
- ◀ Trowbridge RUFC
- ◀ Wheatsheaf Cabin Crew RUFC

Additionally, Warminster RUFC reports that it is in the process of developing walking rugby sessions.

## **Training demand**

Throughout the Country, many rugby union teams train at their home ground on match pitches. As a result, usage is concentrated which reduces the capacity for match play on these pitches and means they are more likely to be overplayed. A key factor in determining the extent of training on match pitches is the presence of sports lighting.

The table below summarises the training demand for all community rugby union clubs across Wiltshire.

*Table 5.14: Summary of training demand for Wiltshire based clubs*

Club	Site ID	Site name	Sports lit training provision	Match equivalent sessions per week
Amesbury RUFC	15	Archers Gate Centenary Pavilion	Portable sports lighting on pitch	2.5
Bradford-on-Avon RUFC	44	Bradford-on-Avon Rugby Club	Sports lit senior pitch	2.5
Bradford-on-Avon RUFC	44	Bradford-on-Avon Rugby Club	Sports lit training area	2
Calne RUFC	59	Calne Recreation Ground	Portable sports lighting on pitch	1

## WILTSHIRE COUNCIL PLAYING PITCH ASSESSMENT REPORT

Club	Site ID	Site name	Sports lit training provision	Match equivalent sessions per week
Chippenham RUFC	71	Chippenham Rugby Club	Sports lit World Rugby compliant 3G	8.25
Colerne RUFC	81	Colerne Rugby Football Club (Higgins Field)	Sports lit senior pitch	1
Corsham RUFC	88	Corsham Rugby Club	Sports lit senior pitch	4.25
Cricklade RUFC	121	Fairview Fields (Cricklade Rugby Club)	Partial sports lit senior pitch	1.5
Devizes RUFC	104	Devizes Sports Club	Sports lit senior pitch	3
Devizes RUFC	104	Devizes Sports Club	Sports lit training area	2.75
Marlborough RUFC	197	Marlborough College	Sports lit hockey suitable AGP	2
Marlborough RUFC	200	Marlborough Rugby Club	Portable sports lighting on pitch	4.25
Melksham RUFC	229	Oakfield Stadium	Sports lit senior pitches	5.5
Minety RUFC	249	Queen Elizabeth II Playing Fields (Minety)	Portable sports lighting on pitch	1.75
Pewsey Vale RUFC	13	Angela Yeates Memorial Ground	Sports lit training area	1
Royal Wootton Bassett RUFC	22	Ballards Ash Sports Ground	Sports lit senior pitches	8.75
Salisbury RUFC	262	Salisbury Rugby Football Club	Sports lit training area	4.25
Salisbury RUFC	262	Salisbury Rugby Football Club	Sports lit pitch	5
Sutton Benger RUFC	317	Sutton Benger Recreation Ground	Portable sports lighting on pitch	1
Trowbridge RUFC	345	Trowbridge Rugby Club (Doric Park)	Sports lit senior pitch	7.75
Warminster RUFC	176	Land Warfare Centre (Site 1)	Sports lit hockey suitable AGP	4
Westbury RUFC	364	Westbury Rugby Club	Sports lit senior pitch	2
Wheatsheaf Cabin Crew RUFC	262	Salisbury Rugby Football Club	Sports lit training pitch (away from home site)	1

In total, there are 79 match equivalent sessions of training demand occurring on a weekly basis across Wiltshire, with the majority of this taking place on grass pitches (59 match equivalent sessions) through either permanent or portable sports lighting. The remainder takes place on either artificial provision (four match equivalent sessions on 3G and six match equivalent sessions on sand-based) or dedicated sports lit training areas (10 match equivalent sessions).

# WILTSHIRE COUNCIL

## PLAYING PITCH ASSESSMENT REPORT

---

Marlborough RUFC specifically mentioning plans for development. However, the presence of training demand on grass pitches can cause significant overuse and, as a consequence, quality issues.

### *Use of artificial pitches*

An alternative to training on grass pitches is the use of 3G pitches. World Rugby produced the 'Performance Specification for artificial grass pitches for rugby', more commonly known as 'Regulation 22' that provides the necessary technical detail to produce pitch systems that are appropriate for rugby union. A World Rugby compliant pitch also enables the transfer of match demand from grass pitches onto 3G pitches, which alleviates overplay of grass pitches and as a result protects quality.

There are two World Rugby compliant full size pitches in Wiltshire located at Chippenham Rugby Club and Tidworth Oval. The former is used for training and competitive demand by Chippenham RUFC, whilst the latter is used by the MOD to meet its internal demand. Externally, it is mainly used for community football training.

In addition, there are clear aspirations to create additional World Rugby compliant provision in Wiltshire, particularly in the Trowbridge, Marlborough and Melksham analysis areas. This need will be further examined in the preceding Strategy document, which will also examine the potential need elsewhere.

### ***Imported and exported demand***

There are no known clubs exporting or importing demand out of or into Wiltshire.

### ***Latent/unmet demand***

Amesbury RUFC is actively trying to increase its participation levels, particularly at age grade level; however, it suggests that it currently cannot grow due to a lack of suitable pitch space. As previously referenced, it indicates that it is searching for additional provision to increase the number of teams it accommodates.

Wheatsheaf Cabin Crew RUFC, Warminster RUFC and Cricklade RUFC also all report latent demand due to a lack of pitch capacity, whilst Trowbridge RUFC indicates that it would be able to accommodate more teams if it had additional or larger changing rooms.

### ***Future demand***

Future demand can be defined via several ways, including through participation increases and by using population forecasts. In addition, the preceding Strategy & Action Plan document will contain housing growth scenarios that will estimate additional demand that could arise from developments across Wiltshire.

### ***Population growth***

Based on population projections to 2038 (the period to which this assessment projects population based future demand), Sport England's Playing Pitch Calculator can estimate the likely additional demand for grass rugby union pitches that will arise from any growth. This is by using the current and future populations in each of the relevant age groups together with the current team numbers, with team generation rates then established to understand how much growth is required to establish one new team.



## WILTSHIRE COUNCIL PLAYING PITCH ASSESSMENT REPORT

For reference, the total current population in Wiltshire of 515,363 will increase to 541,068 by 2038. This is an increase of 25,704 people. The table below shows the number of new rugby union teams projected to be generated by the new population and the requisite match equivalent sessions it will create.

Table 5.15: Authority wide team generation rates

Age group	Team generation rate	Number of new teams generated by the new population	Number of new teams generated by the new population - rounded figure	Match equivalent sessions per week
Men (19-45yrs)	1:2,336	1.86	1	1
Women (19-45yrs)	1:12,043	0.34	0	0
Boys (13-18yrs)	1:471	2.31	2	1
Girls (13-18yrs)	1:841	1.24	0	0
Mixed (7-12yrs)	1:452	4.85	4	1

Future growth from population increases amounts to one senior men's, two age grade boys and four age grade mixed teams. This equates to three match equivalent sessions per week of demand on full size senior pitches in terms of match play, with this also likely to equate to three match equivalent sessions per week of training demand. However, when the future growth is applied on an analysis area basis, due to Wiltshire's geographical size, the demand dissipates and cannot be accurately accredited to any specific analysis area.

Notwithstanding the above, it should be noted that the RFU and clubs aim to grow participation across Wiltshire above and beyond what is solely suggested from population increases. In fact, it is anticipated that future growth at the clubs will far exceed the eight teams suggested particularly in relation to female activity and in age grade groups. Specific details regarding club ambitions are outlined in the section below.

### Participation growth

Overall, nine clubs that responded to consultation report future aspirations. Future demand identified by these equates to 20 teams and seven match equivalent sessions per week on senior pitches. This is summarised in the following table.

Table 5.16: Summary of Wiltshire club aspirational future demand

Club	Analysis area	Future team aspirations	Match equivalent sessions per week
Amesbury RUFC	Stonehenge	1 x Age grade girls (U12s)	0.25
Amesbury RUFC	Stonehenge	1 x Age grade boys (U12s)	0.25
Amesbury RUFC	Stonehenge	1 x Age grade mixed	0.25
Calne RUFC	Calne	3 x Age grade mixed 1 x Age grade boys 1 x Age grade girls	1.75
Cricklade RUFC	Royal Wootton Bassett & Cricklade	3 x Age Grade (Boys and Girls U13 - U18 inc)	1.5
Cricklade RUFC	Royal Wootton Bassett & Cricklade	1 x Age grade mixed	0.25
Devizes RUFC	Devizes	1 x Age grade girls (U12s)	0.25

# WILTSHIRE COUNCIL PLAYING PITCH ASSESSMENT REPORT

Club	Analysis area	Future team aspirations	Match equivalent sessions per week
Marlborough RUFC	Marlborough	1 x Age grade girls (U12s)	0.25
Marlborough RUFC	Marlborough	1 x Age grade girls (U13s – U18s)	0.5
Royal Wootton Bassett RUFC	Royal Wootton Bassett & Cricklade	1 x Age grade girls (U12s)	0.25
Trowbridge RUFC	Trowbridge	1 x Age grade girls (U12s)	0.25
Wheatsheaf Cabin Crew RUFC	South West Wiltshire	1 x Age Grade (Boys and Girls U13 - U18 inc)	0.5
Wheatsheaf Cabin Crew RUFC	South West Wiltshire	1 x Senior men's	0.5
Westbury RUFC	Westbury	1 x Senior men's	1
-	-	<b>Total</b>	<b>6</b>

In addition, Warminster and Minety rugby clubs both state aspirations to increase participation but do not quantify this demand.

In terms of training, 20 additional teams could establish as much as 20 match equivalent sessions of demand, although this is likely to be less for some of the younger age groups that are forecast.

### *Future demand summary*

In the supply and demand analysis at the end of this section of the report, it is considered unfeasible for all future demand to be factored in. This is because it is likely that club aspirations will absorb the future demand identified through population growth, rather than them being judged separately and therefore double counted. As such, only demand identified through population growth is taken forward, with club demand considered to be more theoretical and aspirational.

Notwithstanding the above, the proceeding Strategy & Action Plan document will contain a scenario that will consider the impact if club aspirations are also realised.

## **5.4: Capacity analysis**

The capacity for pitches to regularly accommodate competitive play, training and other activity over a season is most often determined by quality. As a minimum, the quality and therefore the capacity of a pitch affects the playing experience and people's enjoyment of playing rugby. In extreme circumstances, it can result in the inability of a pitch to cater for all or certain types of play during peak and off-peak times.

It is said by the RFU that a poor quality pitch can accommodate three hours worth of play per week, with this generally equating to 180 minutes of senior matches (80 minutes plus additional time) and, thus, two match equivalent sessions of demand. For standard quality pitches, this increases to four hours (2.6 match equivalent sessions), whilst for good quality pitches it is five hours (3.3 match equivalent sessions).

# WILTSHIRE COUNCIL PLAYING PITCH ASSESSMENT REPORT

Table 5.18: New pitch capacity guidance (match equivalent sessions per week)

PPS quality rating	Pitch capacity (match equivalent sessions per week)
Poor	2
Standard	2.6
Good	3.3

This therefore informs the capacity analysis, with current levels of demand compared to the pitch supply in place on a site-by-site basis. In addition, to enable an accurate supply and demand assessment, the following assumptions are applied:

- ◀ All sites that are or could be used for competitive rugby matches (regardless of whether this is secured community use) are included on the supply side.
- ◀ All competitive play is on senior sized pitches, with age grade teams playing on overmarked pitches, unless dedicated age grade pitches are known to be instead.
- ◀ From U13s upwards, teams play 15v15 and use a full pitch.
- ◀ For senior and age grade boys/girls teams U13-U18, the current level of play per week is set at 0.5 match equivalent sessions for each match played based on all teams operating on a home and away basis.
- ◀ For U12s, one match equates to 0.25 match equivalent sessions as a smaller pitch area is utilised and matches are shorter.
- ◀ Age grade mixed teams (U7s-U11s) play on only a proportion of senior pitch, with match play equating to 0.125 match equivalent sessions per week.
- ◀ Training that takes place on marked pitches is reflected by the addition of match equivalent sessions to current usage levels (one training session is one match equivalent session per week).
- ◀ Internal use of school pitches is added to current play, where community availability is offered, as determined on a site-by-site basis depending on levels of activity.
- ◀ Other usage of pitches (e.g., by football teams) is added as match equivalent sessions based on the level and regularity of play.

## ***The peak period***

In order to fully establish actual spare capacity, the peak period needs to be established for all types of rugby union. For senior pitches, it is Saturday PM as all senior men's teams play at this time.

In the capacity analysis table that follows, a pitch is only said to have 'actual spare capacity' if it is available for community use and available at the peak time for that format of play. Any pitch not meeting this criterion is therefore not considered to have additional capacity, although it may have capacity outside of the peak period.

There may also be situations where, although a site is highlighted as potentially able to accommodate some additional play, this should not be recorded as spare capacity against the site. For example, a site may be managed to operate slightly below full capacity to ensure that it can cater for a number of regular friendly matches and activities that take place but are difficult to quantify on a weekly basis.

Pitches that are of a poor quality are not deemed to have actual spare capacity due to the already low carrying capacity of the pitches. Any identified spare capacity should be retained in order to relieve the pitches of use, which in turn will aid the improvement of pitch quality. Furthermore, any pitches with unsecured tenure are not considered to have actual spare capacity as no further play should be encouraged on such sites given that future access cannot be guaranteed.

# WILTSHIRE COUNCIL PLAYING PITCH ASSESSMENT REPORT

---

---

The way the above is represented in the Table 5.19 is as follows:

Spare capacity in peak period (examples)	Explanation of spare capacity
1	If the cell is highlighted in green with a number, it means that the pitch/es has actual spare capacity at peak time.
-	If the cell has a dash in it, it means the pitch is played to capacity during the peak period.
1	If the cell has a number in it but is not highlighted, it means the pitch has spare capacity at peak period; however, this is discounted. This could be due to unsecure tenure, poor pitch quality, the pitch not being available for community use, or the pitch already being played to capacity or being overplayed (outside of peak time).

**WILTSHIRE COUNCIL**  
**PLAYING PITCH ASSESSMENT REPORT**

Table 5.19: Capacity table for rugby pitches in Wiltshire

Site ID	Site name	Analysis area	Post code	Community use?	No. of pitches	Pitch type	Sports lights?	Quality rating	Pitch capacity (match equivalent sessions per week)	Competitive demand (match equivalent sessions per week)	Training sessions (match equivalent sessions per week)	Capacity rating (match equivalent sessions)	Actual spare capacity (match equivalent sessions)	Comments
13	Angela Yeates Memorial Ground	Pewsey	SN9 5NL	Yes	2	Senior	No	Standard	5.2	1.75	1	2.45	1	Actual spare capacity of one match equivalent sessions.
15	Archers Gate Centenary Pavilion	Stonehenge	SP4 7XX	Yes	1	Senior	No	Standard	2.6	2	2.5	1.9	0.5	Pitch is overplayed by 1.9 match equivalent sessions.
16	Arcot Road (Aspire Defence Ground)	Tidworth	SP9 7AH	No	1	Senior	No	Standard	2.6	-	-	-	1	Not available for community use.
21	Azimghur Barracks	Corsham	SN14 8QY	No	1	Senior	No	Standard	2.6	-	-	-	1	Not available for community use.
22	Ballards Ash Sports Ground	Royal Wootton Bassett & Cricklade	SN4 8DS	Yes	2	Senior	Yes	Good	6.6	1	8.75	3.15	1	Pitches are overplayed by 3.15 match equivalent sessions.
22	Ballards Ash Sports Ground	Royal Wootton Bassett & Cricklade	SN4 8DS	Yes	3	Senior	No	Good	9.9	6.5	-	2.4	2	Actual spare capacity at peak time.
33	Bishop Wordsworths School	Salisbury	SP1 2ED	Yes	2	Senior	No	Poor	4	4	-	0	2	Played to capacity through curricular and extracurricular demand.
44	Bradford-on-Avon Rugby Club	Bradford-on-Avon	BA15 2HR	Yes	1	Senior	Yes	Standard	2.6	-	4.5	1.9	0.5	Pitch is overplayed by 1.9 match equivalent sessions.
44	Bradford-on-Avon Rugby Club	Bradford-on-Avon	BA15 2HR	Yes	2	Senior	No	Standard	5.2	4.9	-	0.3	1	Insufficient spare capacity to accommodate an increase in demand.
46	Bradon Forest School	Royal Wootton Bassett & Cricklade	SN5 4AT	Yes	1	Senior	No	Poor	2	2	-	0	1	Played to capacity through curricular and extracurricular demand.
59	Calne Recreation Ground	Calne	SN11 8DX	Yes	1	Senior	No	Good	3.3	1	1	1.3	0.5	Actual spare capacity at peak time.
63	Chafyn Grove School	Salisbury	SP1 1LR	No	2	Senior	No	Good	6.6	-	-	-	2	Not available for community use.
71	Chippenham Rugby Club	Chippenham & Villages	SN14 0YZ	Yes	2	Senior	Yes	Standard	5.2	6.9	-	1.7	1.5	Pitches are overplayed by 1.7 match equivalent sessions.
79	Cold Harbour Playing Fields	Warminster	BA12 8PA	No	2	Senior	No	Standard	5.2	-	-	-	2	Not available for community use.
81	Colerne Rugby Football Club (Higgins Field)	Corsham	SN14 8AT	Yes	1	Senior	Yes	Standard	2.6	1.1	1	0.5	0.5	Actual spare capacity at peak time.
88	Corsham Rugby Club	Corsham	SN13 9QG	Yes	1	Senior	Yes	Standard	2.6	1	4.25	2.65	0.5	Pitch is overplayed by 2.65 match equivalent sessions.
88	Corsham Rugby Club	Corsham	SN13 9QG	Yes	1	Senior	No	Standard	2.6	3	-	0.4	0.5	Pitch is overplayed by 0.4 match equivalent session.
93	Cricklade Manor Prep School	Royal Wootton Bassett & Cricklade	SN6 6BB	No	2	Junior	No	Poor	4	-	-	-	2	Not available for community use.
98	Dauntsey's School	Devizes	SN10 4HE	Yes	9	Senior	No	Good	29.7	9	-	20.7	9	Actual spare capacity unavailable due to unsecure tenure.
103	Devizes School	Devizes	SN10 3AG	Yes	2	Senior	No	Poor	4	4	-	0	2	Played to capacity through curricular and extracurricular demand.

**WILTSHIRE COUNCIL  
PLAYING PITCH ASSESSMENT REPORT**

Site ID	Site name	Analysis area	Post code	Community use?	No. of pitches	Pitch type	Sports lights?	Quality rating	Pitch capacity (match equivalent sessions per week)	Competitive demand (match equivalent sessions per week)	Training sessions (match equivalent sessions per week)	Capacity rating (match equivalent sessions)	Actual spare capacity (match equivalent sessions)	Comments
104	Devizes Sports Club	Devizes	SN10 3AG	Yes	1	Senior	No	Standard	2.6	4.5	-	1.9	-	Pitch is overplayed by 1.9 match equivalent sessions.
104	Devizes Sports Club	Devizes	SN10 3AG	Yes	1	Senior	Yes	Standard	2.6	0.5	5.25	3.15	0.5	Pitch is overplayed by 3.15 match equivalent sessions.
121	Fairview Fields (Cricklade Rugby Club)	Royal Wootton Bassett & Cricklade	SN6 6GH	Yes	1	Senior	Partial	Standard	2.6	1.25	1.5	0.15	0.5	Pitch is overplayed by 0.15 match equivalent sessions.
163	John of Gaunt School	Trowbridge	BA14 9EH	Yes	2	Senior	No	Poor	2.6	2.6	-	0	2	Played to capacity through curricular and extracurricular demand.
171	Kingsbury Green Academy	Calne	SN11 8YH	No	1	Senior	No	Poor	2	-	-	-	1	Not available for community use.
176	Land Warfare Centre (Site 1)	Warminster	BA12 0DJ	No	1	Senior	No	Standard	2.6	-	-	-	1	Not available for community use.
182	Lavington School	Devizes	SN10 4EB	Yes	1	Senior	No	Poor	2	2	-	0	1	Played to capacity through curricular and extracurricular demand.
194	Malmesbury School	Malmesbury	SN16 0DF	No	2	Senior	No	Standard	5.2	-	-	-	2	Not available for community use.
197	Marlborough College	Marlborough	SN8 1PA	No	8	Senior	No	Good	26.4	-	-	-	8	Not available for community use.
200	Marlborough Rugby Club	Marlborough	SN8 1DL	Yes	1	Senior	No	Standard	2.6	3.5	-	0.9	0.5	Pitch overplayed by 0.9 match equivalent sessions.
200	Marlborough Rugby Club	Marlborough	SN8 1DL	Yes	1	Senior	No	Standard	2.6	0.5	4.25	2.15	0.5	Pitch is overplayed by 2.15 match equivalent sessions.
205	Melksham Oak Community School	Melksham	SN12 6QZ	Yes	1	Senior	No	Standard	2.6	2.6	-	0	2	Played to capacity through curricular and extracurricular demand.
211	MOD Larkhill	Stonehenge	SP4 8QT	No	2	Senior	No	Standard	5.2	-	-	-	2	Not available for community use.
212	MOD Lyneham	Royal Wootton Bassett & Cricklade	SN15 4XX	No	3	Senior	No	Standard	6.6	-	-	-	3	Not available for community use.
218	Netherhampton Road	South West Wiltshire	SP2 8NP	Yes	1	Senior	No	Standard	2.6	0.5	-	2.1	0.5	Actual spare capacity at peak time.
229	Oakfield Stadium	Melksham	SN12 7GU	Yes	1	Senior	No	Standard	2.6	3.75	-	1.15	1	Pitch overplayed by 1.15 match equivalent sessions.
229	Oakfield Stadium	Melksham	SN12 7GU	Yes	2	Senior	Yes	Standard	5.2	1.25	5.5	1.55	0.5	Pitches overplayed by 1.55 match equivalent sessions.
238	Pewsey Vale School	Pewsey	SN9 5EW	No	1	Senior	No	Poor	2.6	-	-	-	1	Not available for community use.
249	Queen Elizabeth II Playing Fields (Minety)	Malmesbury	SN16 9QH	Yes	1	Senior	Yes	Good	3.3	0.5	1.75	1.05	0.5	Actual spare capacity at peak time.
249	Queen Elizabeth II Playing Fields (Minety)	Malmesbury	SN16 9QH	Yes	2	Senior	No	Good	6.6	1.5	-	5.1	1	Actual spare capacity at peak time.
255	Royal Wootton Bassett Academy	Royal Wootton Bassett & Cricklade	SN4 7HG	No	1	Senior	No	Poor	2	-	-	-	1	Not available for community use.

**WILTSHIRE COUNCIL  
PLAYING PITCH ASSESSMENT REPORT**

Site ID	Site name	Analysis area	Post code	Community use?	No. of pitches	Pitch type	Sports lights?	Quality rating	Pitch capacity (match equivalent sessions per week)	Competitive demand (match equivalent sessions per week)	Training sessions (match equivalent sessions per week)	Capacity rating (match equivalent sessions)	Actual spare capacity (match equivalent sessions)	Comments
262	Salisbury Rugby Football Club	Salisbury	SP1 3SA	Yes	1	Senior	Yes	Standard	2.6	1	9.25 <sup>18</sup>	7.65	0.5	Pitch is overplayed by 7.65 match equivalent sessions.
276	Sheldon School	Chippenham & Villages	SN14 6HJ	Yes	3	Senior	No	Poor	6	5	-	1	3	Played close to capacity through curricular and extracurricular demand.
280	Somme Road (Aspire Defence Ground)	Tidworth	SP11 9LS	No	1	Senior	No	Standard	2.6	-	-	-	1	Not available for community use.
297	St John's Marlborough	Marlborough	SN8 4AX	Yes	1	Senior	No	Poor	2	2	-	0	1	Played to capacity through curricular and extracurricular demand.
299	St Laurence School	Bradford-on-Avon	BA15 1DZ	Yes	1	Senior	No	Poor	2	2	-	0	1	Played to capacity through curricular and extracurricular demand.
317	Sutton Benger Recreation Ground	Chippenham & Villages	SN15 4RU	Yes	1	Senior	No	Standard	2.6	0.5	1	1.1	0.5	Actual spare capacity retained to ensure pitch quality.
320	Tedworth Park Polo Club (Tidworth Site)	Tidworth	SP9 7AH	No	1	Senior	No	Standard	2.6	-	-	-	1	Not available for community use.
323	The Clarendon Academy	Trowbridge	BA14 0DJ	Yes	1	Senior	No	Poor	2	2	-	0	1	Played to capacity through curricular and extracurricular demand.
325	The Corsham School	Corsham	SN13 9DF	No	1	Senior	No	Standard	2.6	-	-	-	2	Not available for community use.
337	The Trafalgar School at Downton	Southern Wiltshire	SP5 3HN	No	1	Senior	No	Poor	2	-	-	-	1	Not available for community use.
345	Trowbridge Rugby Club (Doric Park)	Trowbridge	BA14 6JB	Yes	1	Senior	Yes	Standard	2.6	-	7.75	5.15	0.5	Pitch overplayed by 5.65 match equivalent sessions.
345	Trowbridge Rugby Club (Doric Park)	Trowbridge	BA14 6JB	Yes	3	Senior	No	Standard	6.6	7	-	0.4	1.5	Pitches overplayed by 0.4 match equivalent sessions.
357	Warminster Prep School	Warminster	BA12 8JG	No	1	Junior	No	Poor	2	-	-	-	1	Not available for community use.
358	Warminster Rugby Club (Folly Lane)	Warminster	BA12 7RG	Yes	2	Senior	No	Standard	5.2	2	2	1.2	1	Actual spare capacity at peak time.
359	Warminster School	Warminster	BA12 8PJ	No	1	Senior	No	Standard	2.6	-	-	-	1	Not available for community use.
364	Westbury Rugby Club	Westbury	BA13 4LX	Yes	1	Senior	No	Standard	2.6	1	-	1.6	-	No actual spare capacity available at peak time.
364	Westbury Rugby Club	Westbury	BA13 4LX	Yes	1	Senior	Yes	Standard	2.6	-	2.5	0.1	1	Pitch is played close to capacity.
374	Wiltshire College Lackham	Corsham	SN15 2NY	No	1	Senior	No	Poor	2	-	-	-	1	Not available for community use.
398	Land Warfare Centre (Site 2)	Warminster	BA12 9DT	No	3	Senior	No	Standard	6.6	-	-	-	3	Not available for community use.
399	Larkhill Sports Ground	Stonehenge	SP4 8LX	No	1	Senior	No	Standard	2.6	-	-	2.6	2	Actual spare capacity unavailable due to unsecure tenure.
400	Hudson's Field	Salisbury	SP1 3SB	Yes	2	Senior	No	Standard	5.2	7.5	-	2.3	-	Pitches overplayed by 2.3 match equivalent sessions.
401	Buckley Barracks	Chippenham & Villages	SN14 6BN	No	1	Senior	No	Standard	2.6	-	-	-	1	Not available for community use.

<sup>18</sup> One match equivalent sessions of training demand originates from Wheatsheaf Cabin Crew RUFC.

# WILTSHIRE COUNCIL PLAYING PITCH ASSESSMENT REPORT

## ***Midweek spare capacity/overplay***

Midweek capacity differs to that of whole site conclusions which are highlighted below and above in Table 5.19. For community rugby union clubs, for playing purposes, the only use of any site midweek is for access to grass or artificial grass pitches which have accompanying sports lighting to support midweek training requirements for members. On any given site, only a proportion of pitches provide sports lighting, and some sites have no provision altogether.

As a result of the requirement for sports lighting and many pitches not providing it, many pitches are, in effect, unusable midweek. As the player base for community clubs must train during autumnal and winter evenings (aligned to the rugby union season) where sports lighting is an essential requirement having a sufficient capacity to accommodate this is essential.

The table below highlights the midweek capacity position, based on pitches which provide sports lighting. Note, Chippenham RUFC, which has a 3G pitch that accommodates all training demand for its teams, is discounted from the table below.

*Table 5.20: Midweek capacity balance on sports-lit pitches only*

Site ID	Site name	Number of fully sports-lit pitches available midweek	Pitch quality	Capacity balance
15	Archers Gate Centenary Pavilion	0 out of 1 pitch on site (portable sports lighting used)	Standard	1.9
22	Ballards Ash Sports Ground	2 out of 5 pitches on site	Good	3.15
44	Bradford-on-Avon Rugby Club	1 out of 3 pitches on site	Standard	1.9
81	Colerne Rugby Football Club (Higgins Field)	1 out of 1 pitch on site	Standard	0.5
88	Corsham Rugby Club	1 out of 2 pitches on site	Standard	2.65
104	Devizes Sports Club	1 out of 2 pitches on site	Standard	3.15
121	Fairview Fields (Cricklade Rugby Club)	1 out of 1 pitch on site	Standard	0.15
200	Marlborough Rugby Club	0 out of 2 pitches on site (portable sports lighting used)	Standard	2.15
229	Oakfield Stadium	2 out of 3 pitches on site	Standard	1.55
262	Salisbury Rugby Football Club	1 out of 1 pitch on site	Standard	7.65
345	Trowbridge Rugby Club (Doric Park)	1 out of 4 pitches on site	Standard	5.15
364	Westbury Rugby Club	1 out of 2 pitches on site	Standard	0

The table above illustrates that there are significant challenges for many clubs throughout Wiltshire in relation to midweek training capacity. Only one sports-lit pitch has capacity for further usage, with this being at Colerne Rugby Football Club (Higgins Field).



# WILTSHIRE COUNCIL

## PLAYING PITCH ASSESSMENT REPORT

Based on Table 5.20, it is evident that there is a need to increase the midweek capacity available to clubs at the following sites:

- ◀ Archers Gate Centenary Pavilion
- ◀ Ballards Ash Sports Ground
- ◀ Bradford-on-Avon Rugby Club
- ◀ Calne Recreation Ground
- ◀ Colerne Rugby Football Club (Higgins Field)
- ◀ Corsham Rugby Club
- ◀ Devizes Sports Club
- ◀ Fairview Fields (Cricklade Rugby Club)
- ◀ Marlborough Rugby Club
- ◀ Oakfield Stadium
- ◀ Queen Elizabeth II Playing Fields (Minety)
- ◀ Salisbury Rugby Football Club
- ◀ Sutton Benger Recreation Ground
- ◀ Trowbridge Rugby Club (Doric Park)

In addition, it should be noted that Amesbury RUFC, Calne RUFC, Marlborough RUFC and Sutton Benger RUFC all have no formal solution and use portable lighting on existing pitches. This needs further consideration regarding solutions to this in the future.

Furthermore, the following club's utilise facilities off site for training:

- ◀ Warminster RUFC (Sand Based AGP at Land Warfare Centre Site 1)
- ◀ Wheatsheaf Cabin Crew RUFC (Sportslit pitch at Salisbury Rugby Club)

### **Actual spare capacity**

There are 25 pitches across 11 sites that have potential spare capacity in Wiltshire. However, when analysed in greater detail, only 13 pitches at eight sites have actual spare capacity for further play. This is due to other pitches either being used to capacity at peak time, not having secure tenure, not being community available or having poor quality pitches (or because of a combination of these factors).

*Table 5.20: Summary of actual spare capacity on senior rugby union pitches in Wiltshire*

Site ID	Site name	Analysis area	No. of pitches	Pitch type	Actual spare capacity (match equivalent sessions per week)
13	Angela Yeates Memorial Ground	Pewsey	2	Senior	1
22	Ballards Ash Sports Ground	Royal Wootton Bassett & Cricklade	3	Senior	2
59	Calne Recreation Ground	Calne	1	Senior	0.5
81	Colerne Rugby Football Club (Higgins Field)	Corsham	1	Senior	0.5
218	Netherhampton Road	South West Wiltshire	1	Senior	0.5
249	Queen Elizabeth II Playing Fields (Minety)	Malmesbury	1	Senior	0.5

## WILTSHIRE COUNCIL PLAYING PITCH ASSESSMENT REPORT

Site ID	Site name	Analysis area	No. of pitches	Pitch type	Actual spare capacity (match equivalent sessions per week)
249	Queen Elizabeth II Playing Fields (Minety)	Malmesbury	2	Senior	1
358	Warminster Rugby Club (Folly Lane)	Warminster	2	Senior	1
-	-	<b>Total</b>	<b>13</b>	-	<b>7</b>

As seen, the actual spare capacity is identified across six analysis areas. These are:

- ✦ Calne (0.5 match equivalent sessions)
- ✦ Corsham (0.5 match equivalent sessions)
- ✦ Malmesbury (1.5 match equivalent sessions)
- ✦ Pewsey (one match equivalent session)
- ✦ Royal Wootton Bassett & Cricklade (two match equivalent sessions)
- ✦ South West Wiltshire (0.5 match equivalent sessions)
- ✦ Warminster (one match equivalent session)

### Overplay

There are 23 pitches across 12 sites in Wiltshire which are overplayed by a total of 38.1 match equivalent sessions per week. This is summarised by site below.

Table 5.21: Summary of overplay on senior rugby union pitches in Wiltshire

Site ID	Site name	Analysis area	Pitch type	No. of pitches	Overplay (match equivalent sessions per week)
15	Archers Gate Centenary Pavilion	Stonehenge	1	Senior	1.9
22	Ballards Ash Sports Ground	Royal Wootton Bassett & Cricklade	2	Senior	3.15
44	Bradford-on-Avon Rugby Club	Bradford-on-Avon	1	Senior	1.9
71	Chippenham Rugby Club	Chippenham & Villages	2	Senior	1.7
88	Corsham Rugby Club	Corsham	2	Senior	3.05
104	Devizes Sports Club	Devizes	2	Senior	5.05
121	Fairview Fields (Cricklade Rugby Club)	Royal Wootton Bassett & Cricklade	1	Senior	0.15
200	Marlborough Rugby Club	Marlborough	2	Senior	3.05
229	Oakfield Stadium	Melksham	3	Senior	2.65
262	Salisbury Rugby Football Club	Salisbury	1	Senior	7.65
345	Trowbridge Rugby Club (Doric Park)	Trowbridge	4	Senior	5.55
400	Hudson's Field	Salisbury	2	Senior	2.3
-	-	<b>Total</b>	<b>23</b>	-	<b>38.1</b>

# WILTSHIRE COUNCIL

## PLAYING PITCH ASSESSMENT REPORT

The overplay is identified across 10 of the analysis areas. These are:

- ◀ Stonehenge (1.9 match equivalent sessions)
- ◀ Bradford-on-Avon (1.9 match equivalent sessions)
- ◀ Chippenham & Villages (1.7 match equivalent sessions)
- ◀ Corsham (3.05 match equivalent sessions)
- ◀ Devizes (5.05 match equivalent sessions)
- ◀ Marlborough (3.05 match equivalent sessions)
- ◀ Melksham (2.65 match equivalent sessions)
- ◀ Royal Wootton Bassett & Cricklade (3.15 match equivalent sessions)
- ◀ Salisbury (9.95 match equivalent sessions)
- ◀ Trowbridge (5.55 match equivalent sessions)

### 5.5: Supply and demand analysis

Having considered supply and demand, the table below identifies the overall supply and demand balance (actual spare capacity against overplay) in each of the analysis areas based on match equivalent sessions per week.

Table 5.22: Overall supply and demand balance on rugby union pitches in Wiltshire

Analysis area	Actual spare capacity (match equivalent sessions)	Overplay (match equivalent sessions)	Current total (match equivalent sessions)
Stonehenge	-	1.9	1.9
Bradford-on-Avon	-	1.9	1.9
Calne	0.5	-	0.5
Chippenham & Villages	-	1.7	1.7
Corsham	9.5	3.05	2.55
Devizes	-	5.05	5.05
Malmesbury	1.5	-	1.5
Marlborough	-	3.05	3.05
Melksham	-	2.65	2.65
Pewsey	1	-	1
Royal Wootton Bassett & Cricklade	2	3.15	1.15
Salisbury	-	9.95	9.95
South West Wiltshire	0.5	-	0.5
Southern Wiltshire	-	-	0
Tidworth	-	-	0
Trowbridge	-	5.55	5.55
Warminster	1	-	1
Westbury	-	-	0
<b>Total</b>	<b>6.5</b>	<b>38.1</b>	<b>31.6</b>

Overall, there is a current shortfall of 31.6 match equivalent sessions per week on senior rugby union pitches to meet current demand, with shortfalls evident in 10 out of the 18 analysis areas. With this being said, there is marginal spare capacity located in the Calne, Malmesbury, Pewsey, South West Wiltshire and Warminster analysis areas.

# WILTSHIRE COUNCIL

## PLAYING PITCH ASSESSMENT REPORT

---

The areas with a shortfall are:

- ◀ Stonehenge (1.9 match equivalent sessions)
- ◀ Bradford-on-Avon (1.9 match equivalent sessions)
- ◀ Chippenham & Villages (1.7 match equivalent sessions)
- ◀ Corsham (2.55 match equivalent sessions)
- ◀ Devizes (5.05 match equivalent sessions)
- ◀ Marlborough (3.05 match equivalent sessions)
- ◀ Melksham (2.65 match equivalent sessions)
- ◀ Royal Wootton Bassett & Cricklade (1.15 match equivalent sessions)
- ◀ Salisbury (9.95 match equivalent sessions)
- ◀ Trowbridge (5.55 match equivalent sessions)

In addition, when factoring in overall population increases across Wiltshire, the current shortfall would increase from 31.6 to 33.6 match equivalent sessions. However, this is not applicable when analysing the growth on an analysis area basis.

### 5.6: Conclusion

In conclusion, there is a clear and evident shortfall of grass rugby union provision within Wiltshire due to the large amount of overplay identified. This is predominately due to a high level of demand, both in terms of matches and training, using a comparatively limited number of pitches.

Where shortfalls are present, these could be alleviated through providing new pitches, although the number required is dependent on the quality they are provided to and whether they can accommodate training needs or not. However, there are also alternatives to reducing the deficits, for example via improving the quality of the existing stock, increasing the presence of sports lighting and enabling access to World Rugby compliant 3G pitches. These will be further explored in the proceeding strategy document.

# WILTSHIRE COUNCIL

## PLAYING PITCH ASSESSMENT REPORT

---

### **Rugby union – supply and demand summary**

- ◀ There are 25 pitches across 11 sites that have potential spare capacity in Wiltshire; however, only 13 pitches at eight sites have actual spare capacity for further play.
- ◀ There are 23 pitches across 12 sites which are overplayed by a total of 38.1 match equivalent sessions per week.
- ◀ Overall, there is a current shortfall of 31.6 match equivalent sessions per week on senior rugby union pitches to meet current demand, with shortfalls evident in 10 out of the 18 analysis areas.

### **Rugby union - supply summary**

- ◀ Within Wiltshire, there are 104 rugby union pitches, with 65 available for community use - the 39 unavailable pitches are located either at education or MOD managed sites.
- ◀ There are 10 sites that are either active sites which have previously accommodated rugby union provision, or which are completely disused sites.
- ◀ Amesbury RUFC is the only club which has raised an issue with its current tenure agreement.
- ◀ There are future development plans/aspirations involving Marlborough RUFC, Trowbridge RUFC, Cricklade RUFC and Amesbury RUFC.
- ◀ Of the community available rugby union pitches, 18 are of good quality, 33 are standard quality and 14 are poor quality.
- ◀ 12 sites are serviced by good quality ancillary facilities, four by standard quality ancillary facilities and two by poor quality ancillary facilities.

### **Rugby union - demand summary**

- ◀ There are 19 community clubs based in Wiltshire providing a total of 188 teams.
- ◀ Broken down, there are 33 senior men's, six senior women's, 41 age grade boys, 22 age grade girls and 86 age grade mixed teams.
- ◀ Bradford-on-Avon, Chippenham, Devizes, Marlborough, Melksham, Royal Wootton Bassett, Salisbury and Trowbridge clubs all accommodate women and girls demand to some capacity.
- ◀ In addition to match play demand, there are 79 match equivalent sessions of training demand occurring on a weekly basis, with 59 match equivalent sessions of this taking place on match pitches through either permanent or portable sports lighting.
- ◀ There is latent demand expressed by Trowbridge, Amesbury, Wheatsheaf Cabin Crew, Warminster and Cricklade rugby clubs.
- ◀ Future growth from population increases amounts to one senior men's, two age grade boys and four mini mixed teams, whilst nine clubs report future aspirations equating to seven match equivalent sessions per week.

# WILTSHIRE COUNCIL

## PLAYING PITCH ASSESSMENT REPORT

---

### **PART 6: RUGBY LEAGUE**

#### **6.1: Introduction**

The Rugby Football League (RFL) is the governing body for rugby league in England. It administers the England national rugby league team, the Challenge Cup, Super League and the championships which form the professional and semi-professional structure of the game in the UK.

Most community club rugby league is played throughout the summer season (from February to October). However, rugby league is considered as a winter season sport within schools, colleges and universities and therefore pitch provision for matches and training is also required throughout the winter months.

Senior rugby league is played on a field measuring 100 x 68 metres. The preferred pitch size for U7s, U8s and U9s is 60 x 40 metres, whereas for U10s and U11s it is 80 x 30 metres, with U12s and above generally playing on senior pitches. Teams from U7s to U11s are known as primary teams, with teams from U12s to U18s known as junior teams.

#### ***Consultation***

There is no rugby league club based in Wiltshire; the closest club Swindon St George RLFC is based in the neighbouring authority of Swindon. Attempts have been made to consult with the Club but no response has been received.

#### **6.2: Supply**

There are currently no rugby league pitches marked within Wiltshire.

Swindon St George RLFC is based at Naglo Sports & Leisure Club in neighbouring Swindon and this therefore provides the closest provision to Wiltshire. The Club utilises one pitch on the site which is marked for rugby league in the summer and rugby union pitch in the winter.

#### **6.3: Demand**

There is no rugby league demand playing within Wiltshire. As such, any isolated demand from is likely to travel to Swindon in order to access facilities and participate within Swindon St George RLFC. The Club's operates senior men's, senior women's, junior boys and mini teams so can cater for most individuals.

Senior men's and senior women's training takes place on Wednesday evenings at 6.30pm, whilst junior training takes place from 6pm-7pm on Wednesdays and at 9am on Sunday mornings, if no match is organised. Both take place at Naglo Sports & Leisure Club.

#### **6.4: Supply and demand analysis / conclusion**

As no demand has been identified within Wiltshire there is no requirement for any provision to be established. Instead, focus should be placed on ensuring that any demand that does exist can be accommodated within clubs outside of the region (e.g., Swindon St George RLFC).

# WILTSHIRE COUNCIL

## PLAYING PITCH ASSESSMENT REPORT

---

---

### **Rugby league – supply and demand summary**

- ◀ As no demand has been identified within Wiltshire there is no requirement for any provision to be established.
- ◀ Focus should be placed on ensuring that any demand that does exist can be accommodated within clubs outside of the region (e.g., Swindon St George RLFC).

### **Rugby league – supply summary**

- ◀ There are no rugby league pitches in Wiltshire, although there are in neighbouring authorities.

### **Rugby league – demand summary**

- ◀ No rugby league demand is taking place in Wiltshire, although some residents are likely being accommodated in neighbouring authorities where clubs are present.
- ◀ With no provision in place for rugby league and with no clear need identified, it is imperative that localised demand is signposted to neighbouring authorities to ensure that it can be catered for.

# WILTSHIRE COUNCIL PLAYING PITCH ASSESSMENT REPORT

## PART 7: HOCKEY

### 7.1: Introduction

Hockey in England is governed by England Hockey (EH).

Competitive league hockey matches and training can only be played on sand filled, sand dressed or water based artificial grass pitches (AGPs). Although competitive, adult and junior club training cannot take place on third generation turf pitches (3G), 40mm pitches may be suitable for introductory level hockey, such as school curriculum low level hockey. EH's Artificial Grass Playing Surface Policy details suitability of surface type for varying levels of hockey, as shown below.

*Table 7.1: England Hockey guidelines on artificial surface types suitable for hockey*

Category	Surface	Playing Level	
		Essential	Desirable
1	Water surface approved within the FIH Global/National Parameters	International hockey (training and matches).	Domestic National Premier League competition; Higher levels of player pathway (performance centres and upwards).
2	Sand dressed surfaces within the FIH National Parameter	Domestic National Premier League competition; Higher levels of player pathway (academy centres and upwards).	All adult and junior league hockey; Intermediate or advanced school hockey; EH competitions for clubs and schools.
3	Sand filled surfaces within the FIH National Parameter	All adult and junior club training and league hockey; EH competitions for clubs and schools; Intermediate or advanced school hockey.	Lower level hockey (introductory level).
4	All 3G surfaces	No hockey.	Lower level hockey (introductory level) when no category 1-3 surface is available.

In addition to the above pitch types, EH is currently trialling a different multi-sport surface in order to better accommodate lower levels of hockey demand on a pitch that is also suitable for other sports such as netball and tennis. The surface type, known as Gen2<sup>19</sup>, is a versatile surface that will ensure that the sports do not need to compromise on the playing experience; it is a sand dressed synthetic turf with a compatible shock pad. The concept is designed to provide facilities, including at schools, with a dynamic carpet which reduces the amount of space required and enables the provision to be utilised to its full potential.

For senior teams, a full-size pitch for matches must measure at least 91.4 x 55 metres excluding surrounding run off areas which must be a minimum of two metres at the sides and three metres at the ends. England Hockey preference is for four metre side and five metre end run offs, with a preferred overall area of 101.4 x 63 metres.

<sup>19</sup> <http://www.englishockey.co.uk/page.asp?section=2596&sectionTitle=Gen+2+Playing+Surface>



# WILTSHIRE COUNCIL

## PLAYING PITCH ASSESSMENT REPORT

It is considered that a hockey pitch can accommodate a maximum of four matches on one day, providing that it has sports lighting. Training is generally midweek for senior activity and requires access to a pitch and sports lights, whereas many junior teams train on a Sunday as well as during midweek.

### Consultation

There are seven affiliated hockey clubs based within Wiltshire. Of these, all have responded to consultation requests, resulting in a response rate of 100%, as summarised in the table below.

Table 7.2: Summary of consultation

Name of club	Responded?
Chippenham HC	Yes
Corsham HC	Yes
Devizes HC	Yes
Marlborough HC	Yes
Royal Wootton Bassett HC	Yes
Salisbury HC	Yes
West Wilts HC	Yes

## 7.2: Supply

### Full size pitches

There are 19 full size hockey pitches in Wiltshire across 18 sites, with all but one serviced by sports lighting (one of two pitches at Dauntsey's School is not). Furthermore, 16 of the pitches are available for community use; the pitch at MOD Larkhill is unavailable due to the nature of the site, whilst pitches at Boscombe Down Sports Field and Devizes School are disused. At Devizes School, a pre-application was previously submitted which included resurfacing the pitch as a Gen2.

The community available pitches are spread across the Bradford-on-Avon, Calne, Chippenham & Villages, Corsham, Devizes, Marlborough, Melksham, Royal Wootton Bassett & Cricklade, Salisbury, Tidworth and Trowbridge analysis areas. As such, only the Stonehenge, Malmesbury, Pewsey and South West Wiltshire analysis areas are not serviced.

Table 7.3: Summary of full size hockey suitable pitches

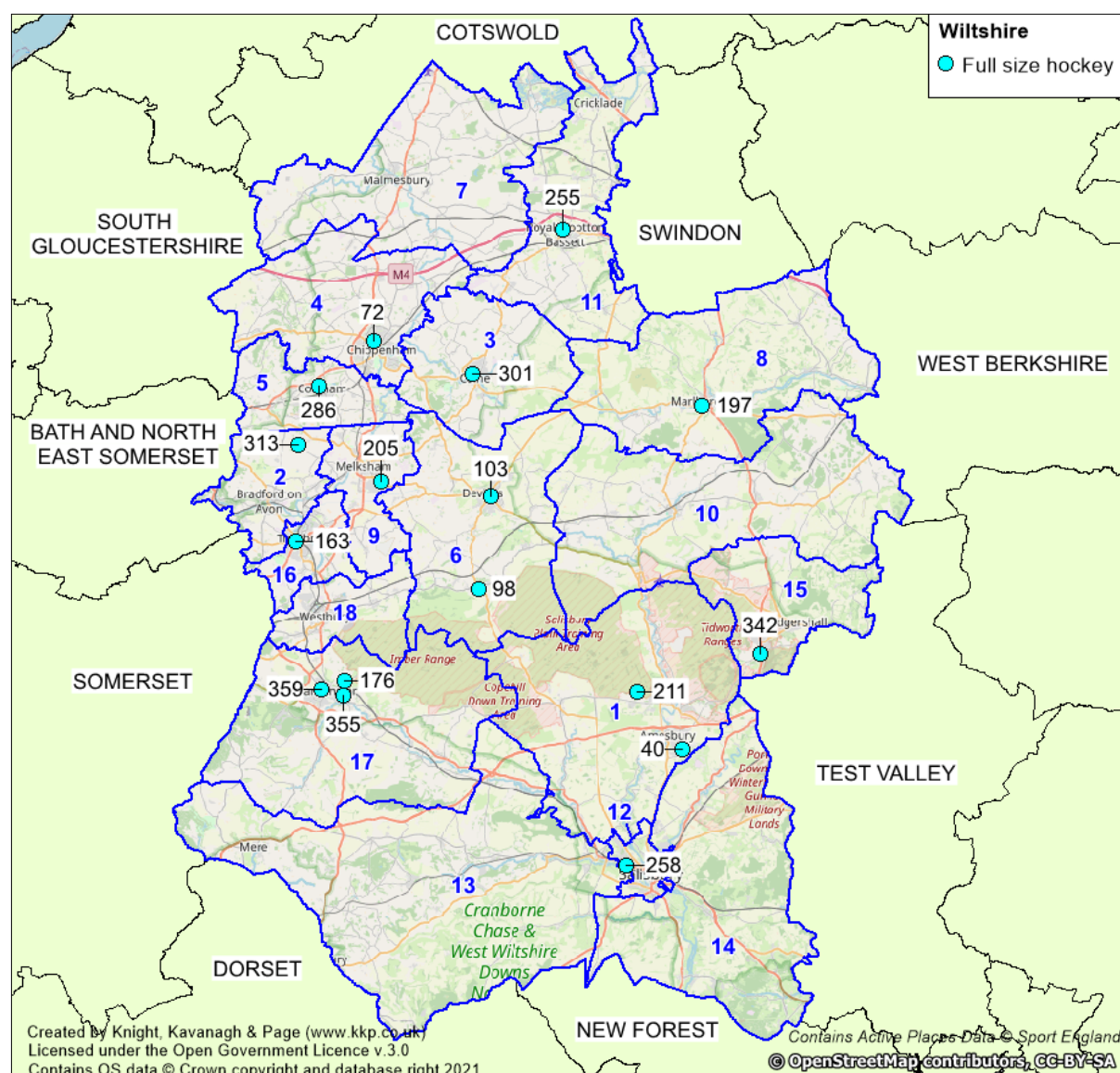
Area number	Analysis area	Community available pitches	Unavailable pitches
1	Stonehenge	-	2
2	Bradford-on-Avon	1	-
3	Calne	1	-
4	Chippenham & Villages	1	-
5	Corsham	1	-
6	Devizes	2	1
7	Malmesbury	-	-
8	Marlborough	2	-
9	Melksham	1	-
10	Pewsey	-	-

# WILTSHIRE COUNCIL PLAYING PITCH ASSESSMENT REPORT

Area number	Analysis area	Community available pitches	Unavailable pitches
11	Royal Wootton Bassett & Cricklade	1	-
12	Salisbury	1	-
13	South West Wiltshire	-	-
14	Southern Wiltshire	-	-
15	Tidworth	1	-
16	Trowbridge	1	-
17	Warminster	3	-
18	Westbury	-	-
-	<b>Total</b>	<b>16</b>	<b>3</b>

The supply of pitches are shown and summarised site-by-site in Figure 7.1 below and Table 7.2 overleaf. All of the pitches are sand-based.

Figure 7.1: Location of full size hockey suitable AGPs within Wiltshire



## WILTSHIRE COUNCIL PLAYING PITCH ASSESSMENT REPORT

Table 7.3: Full size hockey suitable pitches in Wiltshire

Site ID	Site name	Postcode	Analysis area	Size (metres) <sup>20</sup>	Sport lighting?	Community use?	Hockey use?
40	Boscombe Down Sports Field	SP4 7LP	Stonehenge	100 x 64	Yes	No-disused	No
72	Chippenham Sports Club	SN15 1NH	Chippenham & Villages	100 x 60	Yes	Yes	Yes
98	Dauntsey's School	SN10 4HE	Devizes	110 x 60	Yes	Yes	Yes
98	Dauntsey's School	SN10 4HE	Devizes	100 x 60	No	Yes	Yes
103	Devizes School	SN10 3AG	Devizes	98 x 63	Yes	No-disused	No
163	John of Gaunt School	BA14 9EH	Trowbridge	100 x 60	Yes	Yes	No
176	Land Warfare Centre (Site 1)	BA12 0DJ	Warminster	91 x 54	Yes	Yes	Yes
197	Marlborough College	SN8 1PA	Marlborough	97 x 59	Yes	Yes	Yes
197	Marlborough College	SN8 1PA	Marlborough	97 x 70	Yes	Yes	Yes
205	Melksham Oak Community School	SN12 6QZ	Melksham	100 x 60	Yes	Yes	No
211	MOD Larkhill	SP4 8QT	Stonehenge	98 x 60	Yes	No	No
255	Royal Wootton Bassett Academy	SN4 7HG	Royal Wootton Bassett & Cricklade	98 x 60	Yes	Yes	Yes
258	Salisbury & South Wilts Sports Club	SP2 9NY	Salisbury	100 x 60	Yes	Yes	Yes
286	Springfield Community Campus	SN13 9DN	Corsham	101 x 62	Yes	Yes	Yes
301	St Marys Calne Sports Centre	SN11 0DW	Calne	100 x 60	Yes	Yes	No
313	Stonar School	SN12 8NT	Bradford-on-Avon	100 x 60	Yes	Yes	No
342	Tidworth Oval	SP9 7SB	Tidworth	100 x 60	Yes	Yes	Yes
355	Kingdown School	BA12 9DR	Warminster	100 x 63	Yes	Yes	Yes
359	Warminster School	BA12 8PJ	Warminster	96 x 59	Yes	Yes	Yes

<sup>20</sup> Including run offs

## WILTSHIRE COUNCIL PLAYING PITCH ASSESSMENT REPORT

### ***Smaller size pitches***

In addition to the full size pitches identified above, there are also ten smaller size sand-based pitches in Wiltshire across ten sites, with just one of these available for community use and none serviced by sports lighting. These are summarised in the following table.

*Table 7.4: Smaller size hockey suitable pitches in Wiltshire*

Site ID	Site name	Postcode	Analysis area	Size (metres) <sup>21</sup>	Sport lighting?	Community use?	Hockey use?
1	Abbeyfield School	SN15 3XB	Chippenham & Villages	56 x 44	No	No	No
63	Chafyn Grove School	SP1 1LR	Salisbury	80 x 50	No	No	No
67	Charter Primary School	SN15 3EA	Chippenham & Villages	40 x 24	No	No	No
93	Cricklade Manor Prep School	SN6 6BB	Royal Wootton Bassett & Cricklade	80 x 50	No	No	No
98	Dauntsey's School	SN10 4HE	Devizes	30 x 20	No	Yes	No
263	Sandroyd School	SP5 5QD	South West Wiltshire	75 x 44	No	No	No
292	St Bartholomew's Primary Academy	SN4 8AZ	Royal Wootton Bassett & Cricklade	31 x 18	No	No	No
293	St Edmunds RC Primary School	SN11 9BX	Calne	54 x 24	No	No	No
299	St Laurence School	BA15 1DZ	Bradford-on-Avon	90 x 50	No	No	No
357	Warminster Prep School	BA12 8JG	Warminster	50 x 35	No	No	No

Although too small to host competitive matches, smaller size pitches can be used to accommodate some hockey training demand if they are of a large enough size, available to the community and serviced by sports lighting. However, of the ten smaller size pitches in Wiltshire, none meet this criteria and are therefore not considered to contribute to the overall hockey supply. They are therefore discounted from this point forward, although it is recognised that the provision can be valuable assets for accommodating curricular and extra-curricular demand as well as other forms of community usage where availability is offered.

<sup>21</sup> Including run offs

# WILTSHIRE COUNCIL

## PLAYING PITCH ASSESSMENT REPORT

### **Management and security of tenure**

Of the full size hockey pitch in Wiltshire, just under half (47%) are owned and managed by the education sector and are located at either school or college sites. Elsewhere, Chippenham Sports Club and Salisbury & South Wilts Sports Club both own their respective pitches and Springfield Community Campus is operated by the Council, whilst the remainder are either managed by the MOD or commercially.

*Table 7.5: Summary of management of full size pitches*

Site ID	Site name	Management
40	Boscombe Down Sports Field	MOD
72	Chippenham Sports Club	Sport Club
98	Dauntsey's School	School
103	Devizes School	School
163	John of Gaunt School	School
176	Land Warfare Centre (Site 1)	MOD
197	Marlborough College	College
205	Melksham Oak Community School	School
211	MOD Larkhill	MOD
255	Royal Wootton Bassett Academy	Commercial
258	Salisbury & South Wilts Sports Club	Sport Club
286	Springfield Community Campus	Council
301	St Marys Calne Sports Centre	School
313	Stonar School	School
342	Tidworth Oval	MOD
355	Kingdown School	School
359	Warminster School	School

Following the above, the table below summarises the Wiltshire-based pitches that are used by each club based in the County and whether this is classified as secure or unsecure use. The table also shows that only 11 pitches are currently in use for community hockey, with those at John of Gaunt School, Melksham Oak Community School, St Marys Calne Sports Centre and Stonar School not current accessed by clubs, despite being available.

*Table 7.6: Summary of venues used*

Club	Site/s used	Comments	Tenure
Chippenham HC	Chippenham Sports Club	Sole venue	Secure
Corsham HC	Springfield Community Campus	Sole venue	Secure
Devizes HC	Dauntsey's School	Sole venue	Unsecure
Marlborough HC	Marlborough College	Sole venue	Unsecure
Royal Wootton Bassett HC	Royal Wootton Bassett Academy	Sole venue	Secure
Salisbury HC	Salisbury & South Wilts Sports Club	Primary venue	Secure
	Tidworth Oval	Secondary venue	Unsecure
West Wilts HC	Land Warfare Centre (Site 1)	Primary venue	Unsecure
	Kingdown School	Secondary venue	Unsecure
	Warminster School	Secondary venue	Unsecure

As seen, secure arrangements exist for Chippenham HC, Corsham HC, Royal Wootton Bassett HC and Salisbury HC at its primary venue. For Royal Wootton Bassett HC, a community use agreement is in place with at Royal Wootton Bassett Academy until 2030, although the Club is looking to extend this further.

## WILTSHIRE COUNCIL PLAYING PITCH ASSESSMENT REPORT

---

Secure tenure exists at Springfield Community Campus for Corsham HC as this forms part of the County's ongoing commitment to provide a leisure offering, whilst both Chippenham and Salisbury hockey clubs are deemed to have security of tenure as they are members of the wider sports clubs which operate their sites. This relates to Chippenham Sports Club and Salisbury & South Wilts Sports Club, respectively.

Conversely, unsecure arrangements exist for Devizes, Marlborough and West Wilts hockey clubs as well as Salisbury HC at its secondary venue, with access for these generally only agreed via seasonal rentals. Unsecure tenure is particularly common for hockey clubs at education sites as the providers can theoretically stop external usage at any point outside of existing short-term arrangements.

Devizes HC reports that whilst the headteacher at Dauntsey's School has been a strong supporter of the Club, they are due to leave the School in 2024. The Club therefore states that it has a particularly uncertain future. It previously used the provision at Devizes School prior to the pitch becoming disused.

West Wilts HC has unsecure tenure at three venues, with one managed by the MOD (Land Warfare Centre). This is also the case for Salisbury HC at Tidworth Oval.

### **Availability**

Sport England's Facilities Planning Model (FPM) applies an overall peak period for AGPs of 34 hours per week (Monday to Thursday 17:00-21:00; Friday 17:00-19:00; Saturday and Sunday 09:00-17:00).

In Wiltshire, most of the full size pitches that offer community use have relatively good availability during the peak period, although Warminster School is an exception to this as it is unavailable at weekends. This is reportedly due to internal usage.

In addition, Marlborough College has limited afternoon availability at weekends and early evening availability during weekdays. The College also sometimes requires access to the AGP at the same time as Marlborough HC, which the Club reports as a frustration.

Furthermore, despite good overall availability at Royal Wootton Bassett Academy, it should be noted that the School is a PFI Academy, managed by G4S. Therefore, the School only has control of a portion of its availability, although Royal Wootton Bassett HC identifies that this is not currently a concern as additional hours for the Club are paid for, when required.

At the remaining community available sites, some pitches are available throughout the peak period (such as the pitches at Chippenham Sports Club, Land Welfare Centre and Springfield Community Campus). Where full availability is not offered, this is generally due to some restrictions being in place to allow for extended extra-curricular use, or to ensure that sports lighting is not used beyond a certain time (e.g., 20:00-21:00).

The availability at each site is summarised in the table below. However, please note that this only refers to overall availability and opening hours, rather than considering current capacity, which is instead accounted for within the demand part of this section. A pitch may theoretically have good availability but may currently be operating at capacity, especially during peak times, based on existing usage levels.

## WILTSHIRE COUNCIL PLAYING PITCH ASSESSMENT REPORT

Table 7.7: Availability and usage across full size AGPs across Wiltshire

Site ID	Site name	No. of pitches	Hockey club users	Availability	Midweek availability in the peak period (hours)	Weekend availability in the peak period (hours)
40	Boscombe Down Sports Field	1	-	Disused	-	-
72	Chippenham Sports Club	1	Chippenham HC	Mon to Fri – 09:00 – 21:00 Weekend – 09:00 - 21:00	18/18	16/16
98	Dauntsey's School	2	Devizes HC	Mon to Fri – 18:00 - 21:00 Saturday – 11:00 – 16:00 Sunday – 09:00 – 16:00	13/18	12/16
103	Devizes School	1	-	Disused	-	-
163	John of Gaunt School	1	-	Mon to Fri – 18:00 – 21:30 Weekend – 09:00 - 18:00	13/18	16/16
176	Land Warfare Centre (Site 1)	1	West Wilts HC	Mon to Fri – 09:00 – 21:00 Weekend – 09:00 - 21:00	18/18	16/16
197	Marlborough College	2	Marlborough HC	Mon to Fri – 18:00 – 21:00 Saturday – 09:00 – 14:00 Sunday – 09:00 – 17:00	13/18	13/16
205	Melksham Oak Community School	1	-	Mon to Fri – 17:30 – 21:30 Weekend – 09:00 - 15:00	15.5/18	12/16
211	MOD Larkhill	1	-	Unavailable for community use.	-	-
255	Royal Wootton Bassett Academy	1	Royal Wootton Bassett HC	Mon to Fri – 18:00 - 22:00 Weekend – 09:00 - 18:00	13/18	16/16
258	Salisbury & South Wilts Sports Club	1	Salisbury HC	Mon to Fri – 18:00 - 22:00 Weekend – 09:00 - 22:00	13/18	16/16
286	Springfield Community Campus	1	Corsham HC	Mon to Fri – 07:00 - 22:00 Sat - 08:00 - 18:00 Sun - 08:30 - 21:00	18/18	16/16

## WILTSHIRE COUNCIL PLAYING PITCH ASSESSMENT REPORT

Site ID	Site name	No. of pitches	Hockey club users	Availability	Midweek availability in the peak period (hours)	Weekend availability in the peak period (hours)
301	St Marys Calne Sports Centre	1	-	Mon to Fri – 06:30 - 21:30 Weekend – 07:00 – 19:00	18/18	16/16
313	Stonar School	1	-	Mon to Fri – 18:00 - 22:00 Saturday – 12:00 - 22:00	13/18	5/16
342	Tidworth Oval	1	Salisbury HC	Mon to Fri – 16:30 - 22:00 Weekend – 08:00 - 22:00	18/18	16/16
355	Kingdown School	1	West Wilts HC	Mon to Fri – 18:00 - 21:00 Weekend – 09:00 - 16:00	13/18	14/16
359	Warminster School	1	-	Mon-Friday - 18:30-20:30 Weekend – Unavailable	8.5/18	-

### Quality

Depending on use, it is considered that the carpet of an AGP usually lasts for approximately ten years and it is the age of the surface, together with maintenance levels, that most commonly affects quality. An issue for hockey nationally is that some providers did not financially plan to replace the carpet when first installed, leading to many pitches now being outside of their recommended lifespan and, consequently, poor quality.

For the PPS, each pitch has been assigned a quality rating of good, standard or poor following site assessments and provider/user consultation. This rating is linked to the condition and age of the playing surface, as well as surrounding hard areas and the maintenance that is undertaken. For the full assessment criteria, please refer to Appendix 2.

The following table indicates when each full-size hockey suitable AGP in Wiltshire was installed or last resurfaced, together with the quality ratings assigned. As seen, five pitches are assessed as good quality, seven as standard quality and seven as poor quality (including the two disused pitches).



# WILTSHIRE COUNCIL PLAYING PITCH ASSESSMENT REPORT

Table 7.8: Summary of hockey suitable AGP quality

Site ID	Site Name	Community use?	Date of installation / last resurface	Quality
40	Boscombe Down Sports Field	No-disused	2000	Poor
72	Chippenham Sports Club	Yes	2022	Good
98	Dauntsey's School	Yes	2007	Standard
98	Dauntsey's School	Yes	2008	Standard
103	Devizes School	No-disused	2004	Poor
163	John of Gaunt School	Yes	2013	Poor
176	Land Warfare Centre (Site 1)	Yes	2018	Good
197	Marlborough College	Yes	2013	Standard
197	Marlborough College	Yes	2013	Standard
205	Melksham Oak Community School	Yes	2010	Poor
211	MOD Larkhill	No	2000	Poor
255	Royal Wootton Bassett Academy	Yes	2021	Good
258	Salisbury & South Wilts Sports Club	Yes	2011	Standard
286	Springfield Community Campus	Yes	2014	Standard
301	St Marys Calne Sports Centre	Yes	2015	Standard
313	Stonar School	Yes	2010	Poor
342	Tidworth Oval	Yes	2021	Good
355	Kingdown School	Yes	2003	Poor
359	Warminster School	Yes	2018	Good

The poor quality pitches are located at:

- ✦ Boscombe Down Sports Field
- ✦ Devizes School
- ✦ John of Gaunt School
- ✦ Kingdown in Warminster
- ✦ Melksham Oak Community School
- ✦ MOD Larkhill
- ✦ Stonar School

Common issues at these sites include signs of wear and tear, worn line markings, poor grip underfoot and unsafe fencing. Each of the pitches has also exceeded its recommended lifespan, particularly at Kingdown School and MOD Larkhill.

The pitch at Kingdown School is currently the only poor quality pitch in use for club hockey, with this therefore presenting a safety concern despite it only being accessed for junior training by West Wilts HC. The Club requires access to the site as the activity currently overlaps with its mini training demand on Wednesday evenings, meaning it cannot be switched to its primary venue (Land Welfare Centre). Switching days could, however, be explored.

The disused hockey pitch at Devizes School has been out of use since 2020 and needs immediate resurfacing. As previously mentioned, the loss of the pitch has forced Devizes HC to move to out of its local area to instead use Dauntsey's School, which is located around five miles away (although still in the Devizes Analysis Area). The unsecure nature of this access may become problematic, with the Club noting that it is eager to return to ensure it can appropriately accommodate local demand and retain a presence within the area. It still travels back after matches for post-match refreshments.

# WILTSHIRE COUNCIL PLAYING PITCH ASSESSMENT REPORT

At Devizes School, EH notes that uncertainty has previously existed as to who is responsible for resurfacing the pitch, with this relating to either the School or the local authority. This therefore needs to be resolved.

Additionally, both pitches at Dauntsey's School and Marlborough College as well as the pitch at Salisbury & South Wilts Sports Club have also reached the end of their lifespans, despite an overall standard rating. As such, resurfacing will also be required at these venues in the before further quality deterioration. At Salisbury & South West Sports Club, the Club suggests that it is currently looking to gather the required funds to enable the refurbishment to take place, as they currently do not have a full sinking fund to replace the pitch.

Whilst still considered to be of standard quality at the moment, it is reported that there is no sinking fund in place for future refurbishment at Springfield Community Campus. It is estimated that the pitch has around five years before the surface becomes unsafe for use.

Where pitches are assessed as good or standard quality, sinking funds should still be put into place (where not already provided) to ensure that refurbishment can go ahead if and when required.

## ***Ancillary provision***

Most sites providing hockey facilities in Wiltshire have adequate supporting ancillary facilities, with the majority of clubs reporting no or only minimal issues. Only Devizes, Corsham and Marlborough hockey clubs identify any concerns.

For Devizes HC, it notes that whilst the provision at Dauntsey's School is satisfactory, it has to vacate the changing facilities promptly after Saturday matches due to the School requiring access for its students. The Club also identifies that it must host post-match activities off-site, with it therefore returning to a public house in Devizes.

Marlborough HC reports that car parking facilities are limited at Marlborough College, whilst Corsham HC notes that a quarter of the sports lights at Springfield Community Campus are currently not working. It states that it expects all the lights to be replaced in the near future.

In relation to Chippenham Sports Club, the site has wider development plans that includes the creation of new changing facilities (as well as a sports hall).

## **7.3: Demand**

There are seven hockey clubs based in Wiltshire. The seven clubs collectively cater for 107 teams, as summarised by gender and age group in the following table.

*Table 7.8: Summary of team numbers*

Name of club	Analysis area	Senior men	Senior women	Juniors	Other	Total
Chippenham HC	Chippenham & Villages	5	4	5	3	17
Corsham HC	Corsham	2	4	4	2	12
Devizes HC	Devizes	2	2	6	5	15
Marlborough HC	Marlborough	2	2	7	7	18
Royal Wootton Bassett HC	Royal Wootton Bassett & Cricklade	3	3	3	3	12

# WILTSHIRE COUNCIL PLAYING PITCH ASSESSMENT REPORT

Name of club	Analysis area	Senior men	Senior women	Juniors	Other	Total
Salisbury HC	Salisbury	8	8	6	3	25
West Wilts HC	Warminster	4	2	-	2	8
<b>Total</b>		<b>26</b>	<b>25</b>	<b>31</b>	<b>25</b>	<b>107</b>

As seen, most clubs are of a significant size, fielding several teams across the playing formats. In total, there are 26 senior men's, 25 senior women's and 31 junior teams currently provided as well as 25 other team variations (including veteran's and mixed teams). The largest club is Salisbury HC (25 teams), whilst the smallest is West Wilts HC (eight teams).

As demonstrated in the following table, most teams are based in Salisbury (25), whilst ten analysis areas are without any hockey teams.

*Table 7.9: Summary of number of teams by analysis area*

Analysis area	Senior men	Senior women	Juniors	Other
Stonehenge	-	-	-	-
Bradford-on-Avon	-	-	-	-
Calne	-	-	-	-
Chippenham & Villages	5	4	5	3
Corsham	2	4	1	2
Devizes	2	2	6	5
Malmesbury	-	-	-	-
Marlborough	2	2	7	7
Melksham	-	-	-	-
Pewsey	-	-	-	-
Royal Wootton Bassett & Cricklade	3	3	3	3
Salisbury	8	8	6	3
South West Wiltshire	-	-	-	-
Southern Wiltshire	-	-	-	-
Tidworth	-	-	-	-
Trowbridge	-	-	-	-
Warminster	4	2	-	2
Westbury	-	-	-	-
<b>Total</b>	<b>26</b>	<b>25</b>	<b>31</b>	<b>25</b>

## **Additional demand**

Away from club-based match play and training demand, there are also several initiatives supported by EH that operate across the Country, including:

- ◀ Back to Hockey
- ◀ Flyerz Hockey
- ◀ Hockey Heroes
- ◀ Quicksticks
- ◀ Rush Hockey
- ◀ In2 Hockey
- ◀ Walking Hockey

Where undertaken, these initiatives add to the hockey demand at sites. Each is summarised below.

# WILTSHIRE COUNCIL

## PLAYING PITCH ASSESSMENT REPORT

---

### *Back to Hockey*

Back to Hockey sessions are fun, social and informal and are aimed at people who either have not played for a number of years or that are looking to play for the first time. They are generally hosted by clubs, with EH providing guidance on how to deliver the programme.

Benefits of clubs being involved with Back to Hockey include:

- ◀ More members
- ◀ More casual players
- ◀ Additional income
- ◀ Extra publicity
- ◀ New volunteers

In Wiltshire, Royal Wootton Bassett, West Wilts and Corsham hockey clubs all operate Back to Hockey sessions at their primary venues.

### *Flyerz Hockey*

Flyerz is the name widely associated with grassroots disability hockey in Great Britain. There are now more than 50 Flyerz sections across England, Wales, and Scotland, providing inclusive hockey for disabled people.

In Wiltshire, Marlborough, Devizes, Royal Wootton Bassett and Salisbury run Flyerz Hockey sessions.

### *Hockey Heroes*

Hockey Heroes is a six-week hockey programme aimed at beginners (children aged five to eight) that not only focuses on helping children develop some physical hockey skills such as dribbling, passing and goal scoring, but also places as much emphasis on character development including teamwork, communication, perseverance and respect.

No Hockey Heroes sessions currently operate in Wiltshire.

### *In2Hockey*

In2Hockey is England Hockey's adapted game format aimed at players 10-14 years old and is played as a 6-a-side game without goalkeepers, or as a 7-a-side game with goalkeepers.

In Wiltshire, Marlborough, Devizes, Royal Wootton Bassett and Salisbury hockey clubs all have In2Hockey teams currently.

### *Quicksticks*

Quicksticks is designed to introduce young people (aged 7-11) to the game of hockey. It is 4-a-side, can be played on any surface, and uses a larger, lighter and safer ball. It is a fun, fast, safe and exciting game that has been designed so that anyone can deliver the game, regardless of previous hockey experience.

Whilst no clubs in Wiltshire offer dedicated Quicksticks delivery, junior hockey festivals in Wiltshire at the U8 age group play to Quicksticks rules.

# WILTSHIRE COUNCIL

## PLAYING PITCH ASSESSMENT REPORT

---

### *Rush hockey*

Rush hockey is a new way to play hockey, designed as a small-sided hockey game for adults. It can be played by men and women in mixed or single gender teams, indoors or outdoors and on pitches of varying sizes. Teams are four or five aside and it is played with a standard hockey stick but with unique goals and balls.

No Rush hockey activity is identified in Wiltshire.

### *Walking hockey*

Increasing in popularity, walking hockey is perfect for players looking for a less physically demanding version of the game but still enjoy showing their skills and being involved in the team and social aspect.

There are currently no walking hockey sessions operating in Wiltshire. The nearest offering is provided by Swindon HC.

### ***Imported/exported demand***

No imported or exported demand is identified in Wiltshire, with no clubs travelling into or outside of the authority for home matches. However, as referenced previously, Devizes HC has an aspiration to relocate closer to Devizes and considers the transfer of demand to Dauntsey's School as problematic.

### ***Latent/unmet demand***

From consultation, no clubs report any latent or unmet demand in Wiltshire. In effect, all clubs report that their current demand is being adequately provided for across the primary and, where required, secondary venues.

Notwithstanding the above, Sailsbury HC reports that it has demand for additional pitch provision, linked to the Club's recent growth in demand, the progression of its women's first team and the travel involved for access to Tidworth Oval. It notes that it has space at Sailsbury & South West Sports Club for another pitch, stating that previous plans were drawn up to enable this expansion if required.

### ***Future demand***

Growing participation is a key aim within EH's Strategic Plan and key drivers include working with clubs, universities, schools and regional and local leagues as well as developing opportunities for over 40s and delivering a quality programme of competition. Overall, it has an aim to double participation over the next ten years, meaning that it does not consider team generation rates to provide an accurate representation of potential growth.

In relation to club aspirations in Wiltshire, limited future demand has been expressed, with only Devizes HC and Royal Wootton HC identifying growth plans. The former will field an additional senior men's team next season, whilst the latter hopes to add an additional junior girls' team in the near future.

The remaining clubs do not report any future demand, with all identifying that they are content with current demand whilst identifying that limited capacity exists for growth on pitches currently accessed.

# WILTSHIRE COUNCIL PLAYING PITCH ASSESSMENT REPORT

Table 7.10: Summary of future demand aspirations

Club	Number of teams		
	Senior men's	Senior women's	Junior
Devizes HC	1	-	-
Royal Wootton Bassett HC	-	-	1
<b>Total</b>	<b>1</b>	<b>-</b>	<b>1</b>

## 7.4: Capacity analysis

When assessing the capacity of AGPs, all usage needs to be taken into account. This is because, in addition to hockey activity, there is often heavy football usage of the provision and occasionally other sporting use which can take capacity away from hockey-based demand. An example of this in Wiltshire is at Kingdown School, where the pitch is primarily used for football training demand during the week and hosts a Play Netball League at weekends.

The table below details the usage at all sites providing full size hockey suitable pitches, comparing availability during peak time against hockey use and other activity as well as taking into consideration any remaining spare capacity. Peak time for senior hockey matches is Saturday, whilst it is Sunday for junior hockey matches. For training, it is Tuesday, Wednesday and Thursday evenings, with Mondays and Fridays generally not considered as teams do not want to train in such close proximity to weekend matches.

Spare capacity is considered to exist for matches if there are currently less than eight teams assigned to a pitch on a Saturday or Sunday (and if the remaining capacity is not being utilised for other purposes). It exists for training if at least a section of a pitch is available for at least an hour during midweek evenings (Tuesday-Thursday).

**WILTSHIRE COUNCIL**  
**PLAYING PITCH ASSESSMENT REPORT**

Table 7.11: Summary of available full size hockey pitch usage

Site ID	Site	No. of pitches	Availability in the peak period (hours)	% of hockey usage	% of other usage (e.g., football)	Hockey club users	Training capacity comments (mid-week)	Match capacity comments (weekend)	Capacity summary
40	Boscombe Down Sports Field	1	0	N/A	N/A	-	Pitch is disused.	Pitch is disused.	Pitch is disused, meaning no capacity is provided.
72	Chippenham Sports Club	1	34	53%	47%	Chippenham HC	Used as Chippenham HC's primary venue, but also used for football training demand and extra-curricular use.	Used as Chippenham HC's primary venue, but also used for small-sided football activity and extra-curricular use.	Spare capacity for additional hockey training and on Sundays; however, the pitch is played to capacity on Saturdays.
98	Dauntsey's School	2	26	100%	-	Devizes HC	Used solely by Devizes HC from the community via a special arrangement. Only training demand takes place midweek outside of significant levels of curricular and extra-curricular use, although this is limited on one of the pitches due to a lack of sports lighting.	Used solely by Devizes HC from the community via a special arrangement. Only match play demand takes place at weekends outside of significant levels of curricular and extra-curricular use.	Limited spare capacity during the week for an increase in training demand, with no guarantee that this will continue to be offered following the departure of the current headteacher. No spare capacity for additional match play at weekends.
103	Devizes School	1	0	N/A	N/A	-	Pitch is disused.	Pitch is disused.	Pitch is disused, meaning no capacity is provided.
163	John of Gaunt School	1	29	-	100%	-	No hockey usage, with all midweek access for recreational football and training.	No hockey usage, and no other weekend community usage is known.	Spare capacity for additional hockey training and at weekends for further match play demand. However, it is unlikely to be utilised for hockey due to poor pitch quality.
176	Land Warfare Centre (Site 1)	1	34	100%	-	West Wilts HC	Used by West Wilts HC for senior and mini training, with no other regular community access identified.	Used by West Wilts HC for the Club's primary match demand, with no other regular community access identified.	Spare capacity for additional hockey training and at weekends for further match play demand.
197	Marlborough College	2	26	70%	30%	Marlborough HC	Marlborough HC train on Tuesday and Wednesday evenings in addition to staff hockey sessions and hockey outreach coaching. Club football training and small-sided activity also takes place on site, with only a single hour of spare capacity remaining on site. Rugby demand also recorded.	Played to capacity, primarily by Marlborough HC, with remaining capacity used by Wiltshire County Hockey.	Played to capacity through peak time for both training and match play.
205	Melksham Oak Community School	1	27.5	-	100%	-	No hockey usage, with all access coming from football-related activity.	No hockey usage, with all access coming from football-related activity.	Spare capacity at peak times for both training and match play. However, it is unlikely to be utilised for hockey due to poor pitch quality.
211	MOD Larkhill	1	0	N/A	N/A	-	Pitch is unavailable for community use.	Pitch is unavailable for community use.	Pitch is unavailable, meaning no capacity is provided.
255	Royal Wootton Bassett Academy	1	29	75%	25%	Royal Wootton Bassett HC	Used as Royal Wootton Bassett HC's primary venue. All remaining capacity is utilised for football.	Used as Royal Wootton Bassett HC's primary venue. Minimal football activity takes place outside of this.	Limited spare capacity for additional hockey training during midweek and on Sundays; however, it is played to capacity on Saturdays.
258	Salisbury & South Wilts Sports Club	1	29	100%	-	Salisbury HC	Used as Salisbury HC's primary venue, with no other usage known to take place on site.	Used as Salisbury HC's primary venue, with no other usage known to take place on site.	Limited spare capacity for midweek training and Sunday match demand. Played to capacity on Saturdays.
286	Springfield Community Campus	1	34	50%	50%	Corsham HC	Used as Corsham HC's primary venue and also used by AFC Corsham for football training as well as local recreational demand.	Used as Corsham HC's primary match venue, with no other weekend usage known to take place on site.	Spare capacity for additional hockey training demand during weekdays and at weekends for further match play demand.

**WILTSHIRE COUNCIL  
PLAYING PITCH ASSESSMENT REPORT**

Site ID	Site	No. of pitches	Availability in the peak period (hours)	% of hockey usage	% of other usage (e.g., football)	Hockey club users	Training capacity comments (mid-week)	Match capacity comments (weekend)	Capacity summary
301	St Marys Calne Sports Centre	1	34	-	100%	-	All activity is football related.	All activity is football related.	Spare capacity for both match play and training; however, no hockey club resides within the Analysis Area.
313	Stonar School	1	18	-	100%	-	All activity is football related, although noted as being minimal.	All activity is football related, although noted as being minimal.	Spare capacity at all peak times; however, poor quality will deter hockey usage and no club resides within the Analysis Area.
342	Tidworth Oval	1	34	100%	-	Salisbury HC	No known community usage.	Used by Salisbury HC as a secondary match venue on Saturdays, with no other activity identified.	Spare capacity midweek and on Sundays; however, the pitch is played to capacity on Saturdays.
355	Kingdown School	1	27	25%	75%	West Wilts HC	Used by West Wilts HC for junior training demand and for local football training.	Utilised for varying levels of match demand by West Wilts HC.	Spare capacity at all times; however, poor quality should deter additional usage.
359	Warminster School	1	8.5	25%	75%	West Wilts HC	Used by West Wilts HC for some training demand and for local football training.	Unavailable on weekends.	Spare capacity for additional hockey training, but not match play due to no community use being offered.

In summary, several pitches have some level of spare capacity to accommodate additional hockey usage. However, many of those with a significant amount are either poor quality and/or located away from the clubs that exist. Examples of this are found at John of Gaunt School, Melksham Oak Community School and Stonar School.

Of pitches already in use by clubs, those at Chippenham Sports Club, Dauntsey's School, Land Warfare Centre (Site 1), Royal Wootton Bassett Academy, Salisbury & South Wilts Sports Club, Tidworth Oval, Kingdown School and Warminster School all have capacity for an increase in usage. However, in most cases, this is limited, particularly on Saturdays for senior matches.

No additional capacity exists at Marlborough College.



# WILTSHIRE COUNCIL PLAYING PITCH ASSESSMENT REPORT

## 7.5: Supply and demand analysis

### *Match play analysis*

It is suggested that a full size, sports-lit hockey pitch is able to accommodate four match equivalent sessions on one day. With teams playing on a home and away basis, this means that one AGP is able to cater for eight 'home' teams at peak time (as one team equates to 0.5 match equivalent sessions per week).

Using the above calculations, on the basis that there are currently 19 community available pitches in Wiltshire, there is theoretical capacity to accommodate up to 152 hockey teams. However, quality issues mean that some of the provision cannot be used, whilst limited or no availability at some sites reduces the overall capacity further. The table below therefore further explores the level of capacity actually provided, firstly for senior hockey (i.e., on a Saturday).

*Table 7.12: Summary of hockey pitch capacity for match play*

Site ID	Site name	Analysis area	No. of pitches	Potential capacity (teams)	Actual capacity (teams)	Comments
40	Boscombe Down Sports Field	Stonehenge	1	8	0	Unavailable for community use, disused.
72	Chippenham Sports Club	Chippenham & Villages	1	8	8	Full availability.
98	Dauntsey's School	Devizes	2	16	12	Availability is limited by curricular and extra-curricular usage by the School and a lack of sports lighting on one of the pitches.
103	Devizes School	Devizes	1	8	0	Unavailable for community use (disused).
163	John of Gaunt School	Trowbridge	1	8	0	Capacity is discounted due to poor quality.
176	Land Warfare Centre (Site 1)	Warminster	1	8	8	Full availability.
197	Marlborough College	Marlborough	2	16	8	Reduced afternoon availability at weekends as the College requires additional curricular and extracurricular usage.
205	Melksham Oak Community School	Melksham	1	8	0	Capacity is discounted due to poor quality.
211	MOD Larkhill	Stonehenge	1	8	0	Unavailable for community use.
255	Royal Wootton Bassett Academy	Royal Wootton Bassett & Cricklade	1	8	8	Full availability.

# WILTSHIRE COUNCIL PLAYING PITCH ASSESSMENT REPORT

Site ID	Site name	Analysis area	No. of pitches	Potential capacity (teams)	Actual capacity (teams)	Comments
258	Salisbury & South Wilts Sports Club	Salisbury	1	8	8	Full availability.
286	Springfield Community Campus	Corsham	1	8	8	Full availability.
301	St Marys Calne Sports Centre	Calne	1	8	8	Full availability.
313	Stonar School	Bradford-on-Avon	1	8	0	Capacity is discounted due to poor quality.
342	Tidworth Oval	Tidworth	1	8	8	Full availability.
355	Kingdown School	Warminster	1	8	0	Capacity is discounted due to poor quality.
359	Warminster School	Warminster	1	8	0	Unavailable for community use at weekends.
-	-	<b>Total</b>	<b>19</b>	<b>152</b>	<b>76</b>	-

As seen, it is determined that the current provision can accommodate up to 76 senior teams on a Saturday, with this equating to 38 match equivalent sessions per week. With 52 senior teams currently provided (equating to 26 match equivalent sessions per week), this suggests that supply is sufficient to meet demand, with ample spare capacity remaining for growth and an increase in usage.

Notwithstanding the above, given the large-scale nature of Wiltshire and the landscape of hockey across the area, it is not necessarily as simple as aggregating overall spare capacity to an oversupply of provision. The travel time can be greater between pitches than in other local authorities, meaning it is not necessarily viable or feasible for a club to transfer demand to sites or have greater use of a particular site. This means that a better approach could be looking at a more localised analysis.

When studying supply and demand by analysis area, overall spare capacity remains for an increase in demand; however, a shortfall is identified in the Chippenham & Villages Analysis Area. This is most relevant to Chippenham HC. It should also be noted that provision in the Salisbury Analysis Area is played to capacity, which leads Salisbury HC fielding its remaining teams in the Tidworth Analysis Area at the Tidworth Oval.

Table 7.13: Match play capacity by analysis area (in match equivalent sessions per week)

Area number	Analysis area	Current capacity	Current demand	Supply and demand balance
1	Stonehenge	0	0	0
2	Bradford-on-Avon	0	0	0
3	Calne	4	0	4
4	Chippenham & Villages	4	4.5	0.5
5	Corsham	4	3	1
6	Devizes	6	2	4
7	Malmesbury	0	0	0
8	Marlborough	4	2.5	1.5
9	Melksham	0	0	0

# WILTSHIRE COUNCIL PLAYING PITCH ASSESSMENT REPORT

Area number	Analysis area	Current capacity	Current demand	Supply and demand balance
10	Pewsey	0	0	0
11	Royal Wootton Bassett & Cricklade	4	3	1
12	Salisbury	4	4	0
13	South West Wiltshire	0	0	0
14	Southern Wiltshire	0	0	0
15	Tidworth	4	4	0
16	Trowbridge	0	0	0
17	Warminster	4	3	1
18	Westbury	0	0	0
-	<b>Total</b>	<b>38</b>	<b>26</b>	<b>12</b>

For junior hockey matches, the need for pitches is generally less than it is for senior hockey. This is because younger age groups can play on half a pitch (meaning two fixtures can take place at one time) and because there are significantly fewer junior teams in Wiltshire than there are senior teams. As such, provision adequate to accommodate senior demand is also likely to be adequate to accommodate junior demand, although the same capacity pressures are likely to apply where existing usage is significant.

## *Training analysis*

In terms of capacity for training, the majority of sites utilised by clubs are close to capacity during midweek, with the hockey demand competing for booking slots with football activity and other users, in addition to some clubs using poor quality pitches. The largest capacity pressures are identified at Royal Wootton Bassett Academy, Dauntsey's School, Marlborough College and Salisbury & South Wilts Sports Club, with this potential impacting on Devizes, Marlborough, Royal Wootton Bassett and Salisbury hockey clubs.

## **7.5: Conclusion**

Overall, there is currently a sufficient supply of hockey suitable pitches overall in Wiltshire, although capacity pressures do exist in addition to quality and security of tenure issues. Priority should therefore be placed first and foremost on protecting and improving the pitches that are currently in use to ensure that the situation does not worsen. The pitches in current use are located at:

- ◀ Chippenham Sports Club
- ◀ Dauntsey's School
- ◀ Kingdown School
- ◀ Land Warfare Centre (Site 1)
- ◀ Marlborough College
- ◀ Royal Wootton Bassett Academy
- ◀ Springfield Community Campus
- ◀ Salisbury & South Wilts Sports Club
- ◀ Tidworth Oval
- ◀ Warminster School

In addition, consideration should also be given to better accommodating both Salisbury HC and Devizes HC. The former is travelling outside of its analysis area to access sufficient pitch provision, whilst the latter has been displaced from its preferred pitch at Devizes School due to quality issues.

# WILTSHIRE COUNCIL

## PLAYING PITCH ASSESSMENT REPORT

---

### **Hockey – supply and demand summary**

- ◀ Overall, there is currently a sufficient supply of hockey suitable pitches in Wiltshire, although capacity pressures do exist in addition to quality and security of tenure issues.
- ◀ Priority should be placed on protecting and improving the pitches currently in use for hockey, in addition to better providing for Salisbury HC and Devizes HC.

### **Hockey – supply summary**

- ◀ There are 19 full size hockey suitable AGPs in Wiltshire, with 18 serviced by sports lighting (only the pitch at Dauntsey's School is without sports lighting).
- ◀ Two of the pitches are disused, with these located at Devizes School and Boscombe Down Sports Field, whilst the pitch at MOD Larkhill is unavailable for community access.
- ◀ There are also ten smaller size sand-based pitches provided; however, none of these are suitable for purposeful hockey demand.
- ◀ Of the full size AGPs, 47% are owned and managed by the education sector, whilst two are managed by sports club, one by the Council, one commercially and four by the MOD.
- ◀ Security of tenure is limited, with only Chippenham, Corsham, Royal Wootton Bassett and Salisbury hockey clubs having any form of security of tenure at their respective home venues.
- ◀ The majority of the pitches that offer community use have relatively good availability, with Warminster School and Marlborough College being the exceptions due to limited availability at weekends.
- ◀ Of the community available full size pitches, five are assessed as good quality, seven as standard and seven as poor quality.
- ◀ Ancillary provision is generally considered to be adequate, although issues are identified at Dauntsey's School, Marlborough College and Springfield Community Campus.

### **Hockey – demand summary**

- ◀ There are seven hockey clubs based in Wiltshire collectively catering for 107 teams.
- ◀ In total, there are 26 senior men's, 25 senior women's and 31 junior teams currently provided as well as 25 other team variations (including veteran's and mixed teams).
- ◀ The largest club is Salisbury HC (25 teams), whilst the smallest is West Wilts HC (eight teams).
- ◀ Various EH initiatives are implemented by clubs such as Royal Wootton Bassett, Marlborough and Salisbury hockey clubs.
- ◀ No imported or exported demand is identified, although Devizes HC has an aspiration to relocate closer to Devizes.
- ◀ No latent or unmet demand has been discovered; however, Salisbury HC reports that it has demand for additional pitch provision which it hopes to provide alongside its existing pitch at Salisbury & South West Sports Club.
- ◀ Only two clubs report future demand, with these being Devizes HC and Royal Wootton Bassett HC.
- ◀ Based on current demand, most available pitches have some level of spare capacity to accommodate additional usage; however, many of those with a significant amount are either poor quality and/or located away from clubs.

### PART 8: OTHER GRASS PITCH SPORTS

#### 8.1: American football

##### *Introduction*

The British American Football Association (BAFA) is the NGB for the UK's provision of American football. The objective of American football is to move the ball down the pitch in a series of phases of play before either throwing or forcing the ball into the 'endzone' for a touchdown.

Adult contact teams play within the BAFA National League or the BAFA Women's National League and play home and away fixtures per the regular season with a playoff system to follow for those which qualify. Junior contact football is played as a full 11v11 format league season for U19s, whilst U16s contact football is played as a 5v5 format with full equipment and tackling based across a series of day tournaments as part of a festival structure.

Flag football is the fastest growing format of the game not only in Great Britain, but also across the world, with professional leagues such as the American Flag Football League and the newly established NFL Flag starting to spring up. It is a high-octane, non-contact version of American football, where tackles are made by pulling off flags which all players wear on their hips. There are multiple formats and variations globally, but in Great Britain the predominant format is 5v5 aligning with the current International Federation of American Football competition format.

##### *Consultation*

There is one American football club in Wiltshire, known as Salisbury City Marauders. Attempts have been made to consult with the Club; however, this has been unsuccessful.

##### *Supply*

Currently, there are no dedicated American football pitches within Wiltshire.

At present, Salisbury City Marauders trains and plays its fixtures at Barry's Fields in the Southern Wiltshire Analysis Area. The site is primarily used for football, with the Club not requiring an American football pitch due to the nature of its demand. At adult level, it plays flag football, which only requires a space for 5v5 activity, whilst its youth contact activity is also played 5v5.

The closest dedicated American football pitch is located in Swindon at Southbrook Playing Fields. This is home to Swindon Storm.

##### *Ancillary facilities*

Barry's Fields has modern on-site facilities that are catered to grass pitch sports, with a purpose-built sporting centre including two large changing rooms, toilets, a games room, two function rooms and a substantial carpark with overflow parking. Salisbury City Marauders has access to these facilities on training and match days, although it is shared with other clubs that utilise the site.

# WILTSHIRE COUNCIL

## PLAYING PITCH ASSESSMENT REPORT

---

### ***Demand***

Salisbury City Marauders fields two teams including an adult flag team from 16+ and a youth contact team from U13-U16 level. As previously referenced, U16 contact involves a 5v5 game, with this consisting of two 15-minute halves. The adult flag team competes against other flag teams in the south-west region of the Country, with matches also played 5v5.

The Club carries out all its training sessions on a Sunday at Barry's Fields (on non-match weekends), with matches also being played on Sundays.

As the Club does not currently provide teams for players wanting to play contact American football above the age of 16, it is likely that players travel to Swindon to play for Swindon Storm. It provides one adult men's, one adult women's and one youth U19s team.

### ***Supply and demand analysis***

In the case of Salisbury City Marauders, the provision at Barry's Fields is sufficient to cater for the needs of American football due to the Club only participating in flag football and junior contact, both of which is played 5v5. However, should the Club look to progress into full contact activity at adult level, a dedicated American football pitch will be required.

## **8.2: Australian rules football**

### ***Introduction***

The Australian Football League England (AFLE) is the NGB for Australian rules football in England, better known as Aussie Rules. Affiliated clubs sit within league structures, with regional competitions held throughout the Country and at universities.

The objective to winning Aussie Rules is to score a greater number of points than your opposing team within the allotted 80-minute timeframe. Points are accumulated in a variety of scenarios; six points are awarded when the ball is kicked between two goal posts, one point is given when the ball is kicked between a goal post and one of the behind posts, and a point can also be won by carrying the ball over the scoring line.

### ***Consultation***

There is one team identified as playing Aussie Rules within Wiltshire, with this known as the Chippenham Redbacks. Attempts to consult with the Club have been made; however, there has been no response.

### ***Supply***

A rugby union pitch at Chippenham Rugby Club is used to accommodate Chippenham Redbacks. It trains at the site on Tuesday evenings and accesses it for matches on Thursday evenings and Saturday afternoons.

The site also includes a 3G pitch, which was installed in 2018, although no information has been provided to suggest that this is being used by Chippenham Redbacks

### ***Demand***

Chippenham Redbacks was formed in 2007 and field one team, which is a senior men's team that competes in the Welsh/West of England Australian Football League. This means that competitive fixtures are played against Bristol, Cardiff Panthers and Swansea Magpies.

# WILTSHIRE COUNCIL

## PLAYING PITCH ASSESSMENT REPORT

---

### ***Supply and demand analysis***

In isolation, the pitch used for Aussie rules at Chippenham Rugby Club is sufficient to accommodate the demand expressed by Chippenham Redbacks given it only fields one team. However, it must also be noted that it is predominately used for rugby union, and whilst the seasons do not clash, the dual use nature of the provision is likely to be impacting on post-season remedial work. More information will therefore be known once the rugby union supply and demand assessment is complete (winter 2024).

#### **Other grass pitch sports – supply and demand summary**

- ◀ For American football, the provision used at Barry Field's is sufficient to cater for demand due to the Salisbury City Marauders only participating in flag football; however, should the Club progress into full contact activity, a dedicated pitch will be required.
- ◀ In isolation, the pitch used for Aussie Rules at Chippenham Rugby Club is sufficient to accommodate the demand expressed by Chippenham Redbacks; however, the dual use nature of the provision is likely to be impacting on post-season remedial work.

#### **Other grass pitch sports – supply summary**

- ◀ Currently, there are no dedicated American football pitches within Wiltshire.
- ◀ Salisbury City Marauders trains and plays its fixtures at Barry's Fields, which is predominately used for football, in the Southern Wiltshire Analysis Area.
- ◀ The Club does not require an American football pitch due to the nature of its demand (it only requires a space for 5v5 activity).
- ◀ A rugby union pitch at Chippenham Rugby Club is used to accommodate Australian rules football via Chippenham Redbacks.

#### **Other grass pitch sports – demand summary**

- ◀ Salisbury City Marauders fields two American football teams including an adult flag team from 16+ and a youth contact team from U13-U16 level.
- ◀ As the Club does not currently provide teams for players wanting to play contact American football above the age of 16, it is likely that players travel to Swindon to play for Swindon Storm.
- ◀ Chippenham Redbacks was formed in 2007 and field one team, which is a senior men's team that competes in the Welsh/West of England Australian Football League.

### APPENDIX 1: SPORTING CONTEXT

The following section outlines a series of national, regional and local policies pertaining to the study and which will have an important influence on the Strategy.

#### National context

The provision of high quality and accessible community outdoor sports facilities at a local level is a key requirement for achieving the targets set out by the Government and Sport England. It is vital that this strategy is cognisant of and works towards these targets in addition to local priorities and plans.

#### ***Department of Media Culture and Sport Get Active: A Strategy for the Future of Sport and Physical Activity (2023)***

The Government published its new strategy for sport in August 2023. The 2015 government sport strategy, Sporting Future: A New Strategy for a More Active Nation, was a fundamental re-framing of sport and physical activity in the UK. It set out five outcomes delivered by sport and physical activity:

- ◀ Physical wellbeing
- ◀ Mental wellbeing
- ◀ Individual development
- ◀ Social and community development
- ◀ Sustainable economic development

This new strategy builds on the foundations of Sporting Future and retains these five outcomes at its core. In order to measure its success in producing outputs which accord with these aims it has also adopted a series of three core priorities, with seven indicators to achieve these priorities as follows:

- ◀ **Being unapologetically ambitious in making the nation more active**
  - ◀ Ensuring everyone is focused on increasing physical activity, meaning fewer inactive children, and narrowing the gap on inactivity where groups are not being reached, with visible progress across the country by 2030
  - ◀ Focusing on evidence, data and metrics
  - ◀ Setting the future direction for facilities and spaces where people can be active
- ◀ **Making sport and physical activity more inclusive and welcoming for all that everyone can have confidence that there is a place for them in sport**
  - ◀ Helping the sector to be welcoming to all
  - ◀ Improving how issues and concerns are dealt within the sector
- ◀ **Moving towards a more sustainable sector that is more financially resilient and robust**
  - ◀ Supporting the sector to access additional, alternative forms of investment
  - ◀ Working towards a more environmentally sustainable sector

Delivering against these priorities will help create a more active nation and a more sustainable sport sector. These aims are complementary; greater participation, stronger governance and confidence in the sector will help to drive investment, which in turn helps to attract new audiences. The vision is to make sport and physical activity accessible, resilient, fun and fair, for now and the years to come – for the benefit of individuals and the country.



### ***Sport England: Uniting the Movement 2021***

Sport and physical activity has a big role to play in improving the physical and mental health of the nation, supporting the economy, reconnecting communities and rebuilding a stronger society for all. From this notion, Sport England has recently released its new strategy, Uniting the Movement, its 10-year vision to transform lives and communities through sport and physical activity.

It seeks to tackle the inequalities long seen in sport and physical activity. Providing opportunities to people and communities that have traditionally been left behind, and helping to remove the barriers to activity, has never been more important.

There are three key objectives to the Strategy:

- ◀ Advocating for movement, sport and physical activity.
- ◀ Joining forces on five big issues
- ◀ Creating the catalyst for change

In particular, the five big issues are identified where the greatest potential is seen for preventing and tackling inequalities in sport and physical activity. Each one is a building block that, on its own, would make a difference, but together, could change things profoundly:

***Recover and reinvent:*** Recovering from the biggest crisis in a generation and reinventing as a vibrant, relevant and sustainable network of organisations providing sport and physical activity opportunities that meet the needs of different people.

***Connecting communities:*** Focusing on sport and physical activity's ability to make better places to live and bring people together.

***Positive experiences for children and young people:*** Unrelenting focus on positive experiences for all children and young people as the foundations for a long and healthy life.

***Connecting with health and wellbeing:*** Strengthening the connections between sport, physical activity, health and wellbeing, so more people can feel the benefits of, and advocate for, an active life.

***Active environments:*** Creating and protecting the places and spaces that make it easier for people to be active.

The specific impact of the Strategy will be captured through programmes funded, interventions made, and partnerships forged. For each specific area of action, a set of key performance indicators will be developed. This hybrid approach will help evidence the overall progress being made by all those involved in supporting sport and physical activity.

### ***National Planning Policy Framework (updated December 2023)***

The National Planning Policy Framework (NPPF) sets out planning policies for England. It details how these changes are expected to be applied to the planning system. It also provides a framework for local people and their councils to produce distinct local and neighbourhood plans, reflecting the needs and priorities of local communities.

## WILTSHIRE COUNCIL

# PLAYING PITCH ASSESSMENT REPORT

---

The NPPF states the purpose of the planning system is to contribute to the achievement of sustainable development. It identifies that the planning system needs to focus on three themes of sustainable development: economic, social and environmental. A presumption in favour of sustainable development is a key aspect for any plan-making and decision-taking processes. In relation to plan-making the NPPF sets out that Local Plans should meet objectively assessed needs.

The 'promoting healthy communities' theme identifies that planning policies should be based on robust and up-to-date assessments of the needs for open space, sports and recreation facilities and opportunities for new provision. Specific needs and quantitative or qualitative deficiencies or surpluses in local areas should also be identified. This information should be used to inform what provision is required in an area.

As a prerequisite the NPPF states existing open space, sports and recreation buildings and land, including playing fields, should not be built on unless:

- ◀ An assessment has been undertaken, which has clearly shown that the open space, buildings or land is surplus to requirements.
- ◀ The loss resulting from the proposed development would be replaced by equivalent or better provision in terms of quantity and quality in a suitable location.
- ◀ The development is for alternative sports and recreational provision, the needs for which clearly outweigh the loss.

In order for planning policies to be 'sound' local authorities are required to carry out a robust assessment of need for open space, sport and recreation facilities.

### ***The FA National Football Facilities Strategy (2018-28)***

The Football Association's (FA) National Football Facilities Strategy (NFFS) provides a strategic framework that sets out key priorities and targets for the national game (i.e., football) over a ten-year period.

The Strategy sets out shared aims and objectives it aims to deliver on in conjunction with The Premier League, Sport England and the Government, to be delivered with support of the Football Foundation.

These stakeholders have clearly identified the aspirations for football to contribute directly to nationally important social and health priorities. Alongside this, the strategy is clear that traditional, affiliated football remains an important priority and a core component of the game, whilst recognising and supporting the more informal environments used for the community and recreational game.

Its vision is: *"Within 10 years we aim to deliver great football facilities, wherever they are needed"*

£1.3 billion has been spent by football and Government since 2000 to enhance existing football facilities and build new ones. However, more is needed if football and Government's shared objectives for participation, individual well-being and community cohesion are to be achieved. Nationally, direct investment will be increased – initially to £69 million per annum from football and Government (a 15% increase on recent years).

# WILTSHIRE COUNCIL

## PLAYING PITCH ASSESSMENT REPORT

---

The NFFS investment priorities can be broadly grouped into six areas, recognising the need to grow the game, support existing players and better understand the different football environments:

- ◀ **Improve 20,000 Natural Turf pitches**, with a focus on addressing drop off due to a poor playing experience;
- ◀ **Deliver 1,000 3G AGP 'equivalents'** (mix of full size and small sided provision, including MUGAs - small sided facilities are likely to have a key role in smaller / rural communities and encouraging multi-sport offers), enhancing the quality of playing experience and supporting a sustainable approach to grass roots provision;
- ◀ **Deliver 1,000 changing pavilions/clubhouses**, linked to multi-pitch or hub sites, supporting growth (particularly in women and girls football), sustainability and providing a facility infrastructure to underpin investment in coaching, officials and football development;
- ◀ **Support access to flexible indoor spaces**, including equipment and court markings, to support growth in futsal, walking football and to support the education and skills outcomes, exploiting opportunities for football to positively impact on personal and social outcomes for young people in particular;
- ◀ **Refurbish existing stock** to maintain current provision, recognising the need to address historic under-investment and issues with refurbishment of existing facilities;
- ◀ **Support testing of technology and innovation**, building on customer insight to deliver hubs for innovation, testing and development of the game.

### *Local Football Facility Plans*

To support in delivery of the NFFS, The FA has commissioned a national project. Over the next two years to 2020, a Local Football Facility Plan (LFFP) will be produced for every local authority across England. Each plan will be unique to its area as well as being diverse in its representation, including currently underrepresented communities.

Identifying strategic priorities for football facilities across the formal, recreational and informal game, LFFPs will establish a ten-year vision for football facilities that aims to transform the playing pitch stock in a sustainable way. They will identify key projects to be delivered and act as an investment portfolio for projects that require funding. As such, around 90% of all will be identified via LFFPs. LFFPs will guide the allocation of 90% of national football investment (The FA, Premier League and DCMS) and forge stronger partnerships with local stakeholders to develop key sites. This, together with local match-funding will deliver over one billion pounds of investment into football facilities over the next 10-years.

It is important to recognise that a LFFP is an investment portfolio of priority projects for potential investment - it is not a detailed supply and demand analysis of all pitch provision in a local area. Therefore, it cannot be used as a replacement for a Playing Pitch Strategy (PPS) and it will not be accepted as an evidence base for site change of use or disposal.

A LFFP will; however, build on available/existing local evidence and strategic plans and may adopt relevant actions from a PPS and/or complement these with additional investment priorities.

### ***The FA: Time for Change Strategy (2020-24)***

The FA launched its new National Game Strategy in January 2021 which aims to 'unite the game and inspire the nation'. It will do this in two ways, by 'changing the game to maximise its impact' and by 'serving the game to deliver football for all'.

# WILTSHIRE COUNCIL

## PLAYING PITCH ASSESSMENT REPORT

---

To achieve this, the strategy will focus on six Game Changer objectives, to change the fabric of the game and tackle long-term issues, to make the largest possible impact in the years ahead:

- ◀ Win a major tournament
- ◀ Service > two million through a transformed media platform
- ◀ Ensure equal opportunities for every girl
- ◀ Delivery of 5,000 quality pitches
- ◀ A game free of discrimination

These are underpinned by eight Serve objectives, ensuring maintenance of brilliant business-as-usual services to support the growing and evolving needs of the game:

- ◀ Trusted, progressive regulation and administration
- ◀ Safe and inclusive football pathways and environment
- ◀ Personalised and connected learning experiences
- ◀ Maximum investment into the game
- ◀ Diverse, high-performing workforce and inclusive culture
- ◀ World class venues and events
- ◀ Strong reputation and clear brand identity
- ◀ Technology enabled and insight driven

### ***England and Wales Cricket Board (ECB) Inspiring Generations (2020-2024)***

The England and Wales Cricket Board unveiled a new strategic plan in 2019. The strategic plan aims to connect communities and improve lives by inspiring people to discover and share their passion for cricket

The plan sets out six important priorities and activities, these are:

- ◀ **Grow and nurture the core**
  - ◀ Create an infrastructure investment fund for First Class County Clubs (FCCs)
  - ◀ Introduce a new Community Investment Funding for FCCs and County Cricket Boards (CCBs)
  - ◀ Invest in club facilities
  - ◀ Develop the role of National Counties Cricket
  - ◀ Further invest in County Competitions
- ◀ **Inspire through elite teams**
  - ◀ Increase investment in the county talent pathway
  - ◀ Incentivise the counties to develop England Players
  - ◀ Drive the performance system through technology and innovation
  - ◀ Create heroes and connect them with a new generation of fans
- ◀ **Make cricket accessible**
  - ◀ Broaden crickets appeal through the New Competition
  - ◀ Create a new digital community for cricket
  - ◀ Install non-traditional playing facilities in urban areas
  - ◀ Continue to deliver South Asian Action Plans
  - ◀ Launch a new participation product, linked to the New Competition
- ◀ **Engage children and young people**
  - ◀ Double cricket participation in primary schools
  - ◀ Deliver a compelling and coordinated recreational playing offer from age five upwards
  - ◀ Develop our safeguarding to promote safe spaces for children and young people

# WILTSHIRE COUNCIL

## PLAYING PITCH ASSESSMENT REPORT

---

### ◀ **Transform women's and girls' cricket**

- ◀ Grow the base through participation and facilities investment
- ◀ Launch centres of excellence and a new elite domestic structure
- ◀ Invest in girls' county age group cricket
- ◀ Deliver a girls' secondary school programme

### ◀ **Support our communities**

- ◀ Double the number of volunteers in the game
- ◀ Create a game-wide approach to Trust and Foundations through the cricket network
- ◀ Develop a new wave of officials and community coaches
- ◀ Increase participation in disability cricket

### ***The Rugby Football Union Strategy 2021 Onwards***

Through the strategy, the RFU aims to enrich lives, introduce more people to rugby union and develop the sport for future generations. The goal is to achieve this by strengthening and uniting rugby union in England and producing consistently winning England teams.

Eight key strategic priorities are identified with all investment decisions aligned to these. The strategy also outlines the RFU's core activities which form the backbone of its business operations and services to the game.

The priorities include four 'Game Objectives' and four 'Driving Objectives' as detailed below.

#### Game Objectives:

- ◀ Enjoyment – enable positive player experiences on and off the field
- ◀ Winning England – create the best possible high-performance system for England Rugby
- ◀ Welfare – enhance player welfare to protect and support the wellbeing of players
- ◀ Flourishing rugby communities – support clubs to sustain and grow themselves and to reflect society

#### Driving Objectives:

- ◀ Diversity & Inclusion – drive rugby union in England to reflect the diversity of society
- ◀ Understand – build a deep understanding of players, volunteers and fans to shape the future of the game
- ◀ Connect – connect with and grow the rugby community and create exceptional experiences
- ◀ Commercial and operational excellence – ensure a sustainable and efficient business model delivered by an inspired workforce

### ***Rugby Football League Strategic Plan 2015 – 2021***

The RFL's most recent strategy aims to establish rugby league as "a growing sport, available throughout the country, that is recognised as providing positive experience for all participants and spectators, in environments that are welcoming, inclusive, vibrant, safe and comfortable - encouraging people to return again and again, featuring:

- ◀ Financially viable and sustainable professional clubs creating stable employment opportunities, showcasing local, national and international playing talent, and leading the sport's development - and making a difference - in their own communities;
- ◀ Welcoming community clubs, putting players first, offering recreational enjoyment for children and adults alike in a safe and inclusive environment;
- ◀ A central organisation that stands out for excellence, innovation, mutual respect, integrity and inclusion that understands its role in servicing the wider sport;
- ◀ A sports that lives its values in all its decisions and actions.

# WILTSHIRE COUNCIL

## PLAYING PITCH ASSESSMENT REPORT

---

This vision is underpinned by 13 core principles, including:

- ◀ **An integrated whole sport.** Each constituent part of the sport will have a responsibility to ensure the good health of the entire game;
- ◀ **Return on investment.** Investment will be targeted to ensure the sustainability of member clubs, and growth in the number and quality of players thus seeking an effective return for the game;
- ◀ **Financial parameters.** Financial distributions will be undertaken to ensure the whole of the game will move forward together;
- ◀ **Geographic expansion.** Geographic expansion of the sport should be carried out in a proportionate and sustainable manner.

### ***Rugby League World Cup 'Inspired by 2021' Legacy Programme***

The Rugby League World Cup 2021 will develop a £10 million legacy programme with funds driven into local clubs and community projects. The government investment, delivered by Sport England, is part of an ambitious plan to grow the sport and make it more visible, engaging and welcoming to current and potential participants.

The funding will be split into large transformational community projects, such as changing room improvements and new artificial grass pitches with the remaining funding used for smaller scale initiatives such as supplying new kit and equipment to promote club and community development.

The investment focuses on the following four key areas:

- ◀ Creating welcoming environments
- ◀ Encouraging participation growth
- ◀ Building community engagement
- ◀ Cultivating further investment

### ***England Hockey Strategy***

England Hockey's Facilities Strategy can be found [here](#). Please note it is currently being updated.

**Vision:** For every hockey club in England to have appropriate and sustainable facilities that provide excellent experiences for players.

**Mission:** More, Better, Happier Players with access to appropriate and sustainable facilities

The 3 main objectives of the facilities strategy are:

#### **1. PROTECT: To conserve the existing hockey provision**

- There are currently over 800 pitches that are used by hockey clubs (club, school, universities) across the country. It is important to retain the current provision where appropriate to ensure that hockey is maintained across the country.

#### **2. IMPROVE: To improve the existing facilities stock (physically and administratively)**

- The current facilities stock is ageing and there needs to be strategic investment into refurbishing the pitches and ancillary facilities. England Hockey works to provide more support for clubs to obtain better agreements with facilities providers & education around owning an asset.

### **3. DEVELOP: To strategically build new hockey facilities where there is an identified need and ability to deliver and maintain. This might include consolidating hockey provision in a local area where appropriate.**

- England Hockey has identified key areas across the country where there is a lack of suitable hockey provision and there is a need for additional pitches, suitable for hockey. There is an identified demand for multi pitches in the right places to consolidate hockey and allow clubs to have all of their provision catered for at one site.

#### ***StreetGames: Active for Today and Tomorrow – Our 10-year Vision (2022)***

- ◀ The challenge: The Sporting Inequality Gap
- ◀ Vision: Healthier, Safer, More Successful Communities Through Sport
- ◀ Mission: To transform the lives of young people living in low-income, underserved communities through sport and physical activity
- ◀ Impact: Changing Sport, Strengthening Communities, Transforming Lives

#### ***The Activity Alliance: Achieving Fairness - 2021 to 2024***

**Vision:** Fairness for disabled people in sport and activity, focusing on these two key goals

- ◀ Embedding inclusive practice into organisations
- ◀ Changing attitudes towards disabled people in sport and activity

Four strategic objectives:

- ◀ Champion disabled people's voices and maximise Activity Alliance's visibility.
- ◀ Use high-quality expertise and insight to educate and inform decision making and influence policy.
- ◀ Address inequalities through collaboration, improving engagement and delivery with and for disabled people.
- ◀ Maximise the use of investment and that of our partners to enable disabled people's activity.

#### ***Wiltshire Public Health Priorities 2022 – 2032***

Wiltshire Public Health are committed to reducing health inequalities and improving population health and wellbeing through prevention and early intervention. Four thematic areas of work have been identified as priorities between 2022 - 2032 with resources being dedicated to their delivery:

- ◀ Health Protection
- ◀ Healthy Behaviours
- ◀ Building Resilience
- ◀ Shaping social, economic, and environmental factors

# WILTSHIRE COUNCIL PLAYING PITCH ASSESSMENT REPORT

## APPENDIX 2: NON TECHNICAL ASSESSMENT SHEETS

### Grass football pitch non-technical assessment sheet

Non Technical Visual Quality Assessment - Football						
Please complete one form per pitch						
Site reference:			Site Name:			
6 figure grid reference			Pitch ID(s):			
Number of football pitches on site:			Pitch size:	(Adult 11v11, Youth 11v11, 9v9, 7v7 Mini, 5v5, 7v7)		
Availability			Are any other pitches marked out over this pitch?	<input type="checkbox"/>		
Weather at time of visit & date of visit			If yes, please indicate what pitches are overmarked? (i.e. one youth pitch is overmarked on a adult pitch) in Pitch Issues			
Pitch Issues:						
Assessment Criteria (please rank each of the following aspects for each pitch with an 'X' in the coloured box to the right of the chosen answer)						
Element (Gathered via a non technical site assessment)	Rating			Guidance notes		Comments
<b>Playing surface</b>						
Grass Cover	Good >80%		Adequate 60-80%		Poor <60%	Advice is to walk through the middle of the pitch
Does the pitch meet The FA minimum size?	Yes - as per the FA recommended size		Within FA recommended guidelines		No	See size chart below for recommended dimensions
Slope of pitch (gradient and cross fall)	Flat		Moderate		Severe	
Length of grass	Good		Too long		Too short	Good 30mm-50mm, Too long 51mm plus, Too short 29mm less
Evenness of pitch	Good		Adequate		Poor	
Problem Areas: Evidence of dog fouling/glass/litter/vehicle tracks	None		Yes - some		Yes - lots	
Problem Areas: Evidence of unofficial use/damage to the surface	None		Yes - some		Yes - lots	
Problem Areas: Evidence of poor drainage	No evidence of standing water or poor drainage		Some evidence of poor drainage		Yes, poor drainage	
<b>Maintenance programme (information from maintenance schedule/grounds team/club survey)</b>						<b>Section total</b>
Grass cutting	Yes, as required		Yes, but not frequent enough		No	
Seeded	Yes, as required		Not known		No	
Aerated (per year)	Three or more times		Once/ twice		No	
Sand dressed	Within the last 12 months		Within the last 2 years		No	
Fertilised	Within the last 12 months		Within the last 2 years		No	
Weed killed	Within the last 12 months		Within the last 2 years		No	
						<b>Section total</b>
NB If none of this information is provided you should assume that only the grass is being cut and the rest of the maintenance items should be marked with the lowest score option.						
			PITCH SCORE	0.0%	RATING	Poor



# WILTSHIRE COUNCIL PLAYING PITCH ASSESSMENT REPORT

## Cricket non-technical assessment

Element	Rating			Guidance notes	Comments (use the guidance notes to help complete)
<b>About the cricket outfield</b>					
Grass coverage	Good	Acceptable	Poor	<B>Falls below the ECB basic standard	
Length of grass	Good	Acceptable	Poor	Usually 12mm - 25mm	
Evenness	Even		Uneven	Ball should run without deviation or ramp	
Evidence of Dog fouling/glass/stones/litter?	None	Yes	Immediate action required	May also wish to refer to score source. If yes, refer to maintenance site message	
Evidence of Unofficial use?	None	Yes	Immediate action required	eg informal, casual use, unbooked use, kids kickabout etc. May also wish to refer to score source. If yes, refer to maintenance site message	
Evidence of Damage to surface?	None	Yes	Immediate action required	eg from animals/vehicles - rabbit, gulls and fence etc may also wish to refer to score source	
<b>Artificial wickets</b>					
Is the wicket and surrounds married in	Yes	No		There should be no trip points	
Evenness of wicket	Even	Uneven		There should be no contours in surface levels	
Stump holes	Yes	No		Should be no wider than a standard cricket ball	
Moss or materials in the surface	Yes	No		There should be none	
Rips or surface lifting	Yes	No		If "yes" send site message	
Surface worn in high traffic areas - creases	Yes	No		If "yes" send site message	
Hardness - does the ball rebound when thrown straight down?	Yes	No			
<b>Grass wickets</b>					
Presence of line markings	Yes	No			
Evidence of rolling - is wicket smooth and uniform	Yes	No			
Evidence of straight cut and height	Yes	No		3mm or less width/175mm or less of square	
Evidence of repair work on old wickets	Yes	No			
Grass coverage (square and wickets)	Yes	No		<B>Falls below the ECB basic standard	
Hardness - does a cricket ball thrown straight down into the surface rebound?	Yes	No			
<b>Changing/ Pavilion</b>					
Umpires provision	Yes	No			
Toilets	Yes	No			
Hot/cold water	Yes	No			
Heating	Yes	No			
Condition of building	Good	Acceptable	Requires attention		
<b>NTP</b>					
Is the wicket and surrounds married in (no trip points)	Yes	No			
Evenness of wicket (no contours in surface levels)	Even	Uneven			
Stump holes (no wider than a standard cricket ball)	Yes	No			
Moss or materials in the surface (should be none)	Yes	No			
No rips or surface lifting	Yes	No			
Surface worn in high traffic areas - crease	Yes	No			
Hardness - does the ball rebound when thrown straight down	Yes	No			
Is the steel frame/posts upright?	Yes	No			
Are steel cross members detached?	Yes	No			
Are all posts and net fixings in place?	Yes	No			
Can a ball pass through any part of the netting?	Yes	No			
Is appropriate safety/supervisory signage present?	Yes	No			

# WILTSHIRE COUNCIL PLAYING PITCH ASSESSMENT REPORT

## Rugby pitch non-technical assessment sheet

Non Technical Visual Quality Assessment - Rugby Union										
Please complete one form per pitch										
Site reference						Site Name				
6 figure grid reference						Pitch ID(s)				
Date of assessment						Pitch size	(Senior, Mini/Midi)			
Number of pitches on site						Are any other pitches marked out over this pitch?				
Availability	Community Use - used, Community Use - unused, No Community Use, Available but Unused					If yes, please indicate what pitches are overmarked? (i.e. one mini/ midi pitch is overmarked on a senior pitch) in Pitch Issues				
Weather at time of visit										
General comments/observations										
<b>Assessment Criteria (please rank each of the following aspects for each pitch with an 'X' in the coloured box to the right of the chosen answer)</b>										
Qualitative information (gathered on site)	Rating					Guidance notes	Comments			
Grass Coverage	Good		Adequate		Poor	>90% = good. <80% = poor				
Size of pitch	Acceptable (between recommended minimum and maximum sizes)		Flag for further investigation (below recommended minimum size)		Unacceptable (above maximum size)	Maximum size = width 70m, goal line to goal line 100m, in goal area 22m, run offs 5m where practical. Recommended minimum size = width 68m, goal line to goal line 94m, in goal area 6m, run offs 5m where practical.				
Length of grass	Too Long		Good		Too short	Too long = >75mm. Too short = <50mm				
Problem Areas: Evidence of glass/litter/vehicle tracks/dog fouling	None		Yes - some		Yes lots					
<b>GOALPOSTS</b>										
Are goalposts installed?	Yes		No							
Is there any obvious danger on posts?	Yes		No							
Are the posts stable in the ground?	Yes		No							
Is the crossbar fixed securely?	Yes		No							
Is there evidence of rust on the posts?	Yes		No							
<b>ANCILLARY</b>										
Is the pitch floodlit?	Yes		No							
Is there changing accommodation for the pitch?	Yes		No							
Is an appropriate level of car parking available?	Yes		No							
<b>Pitch maintenance (information gathered via club survey/ pitch provider consultation) - refer to the guidance notes below</b>										
Aerated (per year)	three or more times		twice		once		never			
Sand dressed (per year)	three or more times		twice		once		never			
Fertilised (per year)	three or more times		twice		once		never			
Weed killed (per year)	three or more times		twice		once		never			
Chain harrowed	every week		fortnightly		monthly		never			
							<b>Pitch Maintenance Score</b>			
Drainage	Natural (inadequate) SCORE D0		Natural (adequate) SCORE D1		Pipe drained SCORE D2		Pipe and slit drained SCORE D3		Unknown SCORE D0	Natural (adequate) = 3 or less training/match cancellations per season Natural (inadequate) = 4 or more training match cancellations per season *Based on a pipe drained system at 5m centres that has been installed in the previous eight years **Based on a slit drained system at 1m centres completed in the previous five years.

# WILTSHIRE COUNCIL PLAYING PITCH ASSESSMENT REPORT

Artificial grass pitches non-technical assessment (including third generation turf pitches)

Non Technical Visual Quality Assessment - Artificial grass pitches									
Site reference			Site Name						
6 figure grid reference			Pitch ID						
Number of AGPs on site			Pitch size	Full (i.e., 100m x 60m)			Half (i.e., 60m x 40m)		
Availability			Community Use - used, Community Use - unused, No Community Use, Available but Unused						
Type of pitch	Long Pile 3G (65mm with shock pad)		Medium Pile 3G (55-60mm)		Short Pile 3G (40mm)				
	Sand Dressed		Sand Filled		Water based				
<b>Assessment Criteria</b> (please rank each of the following aspects for each pitch with an 'X' in the coloured box to the right of the chosen answer)									
Element	Rating						Guidance notes	Site comments	
Age of Surface	less than 2 years		2-5 years		5-10 years		over 10 years		
Evidence of moss/lichen (all surfaces)	None		Yes - some				Yes - lots		
Loose gravel (macadam surface)	None		Yes - some				Yes - lots		
Holes or rips in surface (macadam, art. grass or polymeric surfaces)	None		Yes - some				Yes - lots		
Grip underfoot	Good		Adequate				Poor		
Line markings - quality	Good		Adequate				Poor		
Problem Areas: Evidence of Glass/ stones/ litter	None		Yes - some				Yes - lots		
Problem Areas: Evidence of inappropriate use	None		Yes - some				Yes - lots		
Problem Areas: Evidence of damage to surface	None		Yes - some				Yes - lots	If no evidence, assume none.	
Access for disabled players. i.e.: ramps onto courts, width of gates	Good		Adequate				Poor		
Condition of posts/ nets/ goals	Good		Adequate				Poor		
Surrounding fencing	Good		Adequate				Poor		
Adequate safety margins (w here appropriate)	Yes - fully		No- but adequate				No - not adequate		
Is the AGP floodlit?	Yes						No		
Is the AGP left open at all times?	Yes						No		
Are there dug outs?	Yes						No		
Are there youth shelters/spectator seating around AGP?	Yes						No		
Is there changing accommodation for the AGP?	Yes						No		
Maximum score	<b>93</b>	Scoring:	Poor	<=50	Total Score	<b>0</b>			
			Standard	51-79	Potential Rating	<b>Poor</b>			
			Good	80+					