

Wiltshire Council

Environment Select Committee

14 January 2025

Previous investment in carriageway surfacing activities by Area Board and road class

Purpose of report

1. To provide additional information of recent previous investment in carriageway surfacing activities by Area Board and road class.

Background

2. A report detailing spend on carriageway surfacing activities in previous years broken down by Area Board was presented to Environmental Select Committee on 12th November 2024. Committee resolved to receive an additional report in January 2025 confirmed Area Board spend by road categories.
3. Tables setting out spend in the requested format are included at **Appendix A.** and comprise the following:
 - Table A: Major Maintenance – including resurfacing, patching, surface dressing and micro asphalt, for the period between 2018/19 to October 2024;
 - Table B: Reactive Maintenance Patching, for the period 2021/22 to October 2024
 - Table C: Pothole Gangs, for the period 2021/22 to October 2024;
 - Table D: Preventative Bobcat surfacing, for 2024/25 financial year.
4. For ease of reference a copy of the previous report is included at **Appendix B.**

Conclusions

5. All community areas have received a level of expenditure through both planned and reactive works to effectively maintain the network.
6. A variety of surfacing processes and treatments are used, and these are selected based on technical surveys and site inspections to ensure cost effective maintenance and to address identified road safety issues.
7. The level of expenditure is variable across each of the communities areas, which is to be expected given the variability in carriageway length, type, topography, geology and traffic levels.

8. Planned interventions are based on surveyed need with works taking place in accordance with Asset Management principles after analysis of robust and consistently collected data.

APPENDIX A

Table A - Major Maintenance								
Area Board/Road Class	2018/2019	2019/2020	2020/2021	2021/2022	2022/2023	2023/2024	2024/2025	Grand Total
Stonehenge	£913,246.09	£1,185,255.77	£622,812.38	£532,175.97	£405,959.44	£649,424.84	£548,346.47	£4,857,220.96
A	£723,036.63	£965,840.64	£311,316.14	£199,169.87	£10,179.95	£100,886.02	£469,905.72	£2,780,334.97
B	£26,224.85	£16,136.25	£146,792.19	£0.00	£45,246.92	£213,973.18	£6,446.79	£454,820.18
C	£92,885.32	£130,983.25	£66,565.16	£282,812.91	£320,155.07	£60,843.87	£0.00	£954,245.58
UC	£71,099.29	£72,295.63	£98,138.89	£50,193.19	£30,377.50	£273,721.77	£71,993.96	£667,820.23
Bradford on Avon	£337,691.02	£263,950.07	£182,833.00	£276,067.22	£361,736.05	£555,139.25	£957,981.11	£2,935,397.72
A	£155,371.64	£13,687.70	£1,114.91	£0.00	£79,408.38	£0.00	£0.00	£249,582.63
B	£85,778.34	£200,556.39	£57,960.86	£62,472.94	£186,727.68	£364,435.72	£820,869.50	£1,778,801.43
C	£60,971.03	£0.00	£12,764.34	£25,648.32	£0.00	£111,205.37	£24,619.33	£235,208.39
UC	£35,570.01	£49,705.98	£110,992.89	£187,945.96	£95,599.99	£79,498.16	£112,492.28	£671,805.27
Calne	£541,887.00	£561,476.14	£959,244.47	£322,219.19	£350,076.14	£522,534.50	£296,120.91	£3,553,558.35
A	£427,973.10	£245,646.11	£735,542.62	£69,961.06	£30,779.91	£316,571.35	£15,411.63	£1,841,885.78
C	£67,783.26	£294,958.25	£188,424.14	£247,617.90	£258,874.00	£159,945.57	£253,425.52	£1,471,028.64
UC	£46,130.64	£20,871.78	£35,277.71	£4,640.23	£60,422.23	£46,017.58	£27,283.76	£240,643.93
Chippenham	£552,585.53	£652,063.01	£664,348.63	£437,868.80	£1,022,426.59	£571,066.38	£1,048,005.44	£4,948,364.38
A	£317,308.82	£233,855.89	£0.00	£282,146.98	£767,073.89	£276,673.83	£23,267.10	£1,900,326.51
B	£615.00	£152,129.47	£200,494.49	£0.00	£0.00	£29,672.05	£151,225.52	£534,136.53
C	£163,972.10	£48,311.47	£292,996.32	£36,722.89	£110,759.13	£139,917.31	£674,597.06	£1,467,276.28
UC	£70,689.61	£217,766.18	£170,857.82	£118,998.93	£144,593.57	£124,803.19	£198,915.76	£1,046,625.06
Corsham	£461,162.30	£403,856.60	£804,018.03	£224,342.36	£466,209.58	£856,371.40	£661,432.14	£3,877,392.41
A	£178,355.41	£85,610.01	£654,582.79	£53,226.02	£220,807.13	£295,409.94	£164,033.26	£1,652,024.56
B	£106,135.67	£0.00	£0.00	£0.00	£36,623.88	£14,154.26	£0.00	£156,913.81
C	£126,815.11	£272,383.77	£82,205.81	£156,254.19	£109,686.54	£292,722.07	£398,043.65	£1,438,111.14

UC	£49,856.11	£45,862.82	£67,229.43	£14,862.15	£99,092.03	£254,085.13	£99,355.23	£630,342.90
Devizes	£459,806.73	£625,836.63	£847,498.35	£708,061.10	£199,362.97	£771,382.01	£604,983.39	£4,216,931.18
A	£42,354.76	£113,744.75	£675,102.78	£555,557.53	£89,785.44	£449,819.69	£425,612.09	£2,351,977.04
B	£49,734.50	£0.00	£0.00	£0.00	£58,274.08	£159,702.25	£94,660.54	£362,371.37
C	£289,047.93	£491,761.34	£48,183.86	£97,866.69	£10,823.56	£36,976.34	£0.00	£974,659.72
UC	£78,669.54	£20,330.54	£124,211.71	£54,636.88	£40,479.89	£124,883.73	£84,710.76	£527,923.05
Malmesbury	£692,400.44	£1,253,394.29	£302,015.81	£441,677.73	£324,309.66	£1,077,717.73	£930,003.54	£5,021,519.20
A	£66,048.21	£179,636.68	£0.00	£200,668.71	£118,786.43	£665,772.22	£8,687.16	£1,239,599.41
B	£277,089.20	£375,223.68	£93,488.30	£17,292.90	£0.00	£85,874.51	£0.00	£848,968.59
C	£126,355.23	£686,018.16	£193,431.06	£184,823.49	£107,558.80	£204,240.92	£720,996.20	£2,223,423.86
UC	£222,907.80	£12,515.77	£15,096.45	£38,892.63	£97,964.43	£121,830.08	£200,320.18	£709,527.34
Marlborough	£690,191.02	£1,126,512.13	£759,632.85	£633,879.37	£401,854.88	£626,792.49	£332,058.39	£4,570,921.13
A	£452,759.18	£1,023,179.87	£610,582.51	£440,612.34	£128,789.89	£410,796.67	£219,949.64	£3,286,670.10
B	£145,878.52	£35,335.19	£9,039.27	£7,167.73	£30,167.71	£110,706.12	£102,277.36	£440,571.90
C	£59,067.12	£56,622.56	£0.00	£41,150.99	£41,992.94	£78,853.64	£9,831.39	£287,518.64
UC	£32,486.20	£11,374.51	£140,011.07	£144,948.31	£200,904.34	£26,436.06	£0.00	£556,160.49
Melksham	£628,481.88	£706,402.76	£433,000.23	£709,420.80	£536,763.17	£849,379.49	£449,880.72	£4,313,329.05
A	£295,243.68	£244,277.38	£258,036.45	£391,168.39	£283,019.37	£485,828.99	£200,260.35	£2,157,834.61
B	£0.00	£121,257.49	£23,888.37	£0.00	£0.00	£88,920.52	£41,138.04	£275,204.42
C	£301,949.08	£77,475.66	£26,729.30	£251,782.76	£94,460.16	£82,468.85	£26,023.50	£860,889.31
UC	£31,289.12	£263,392.23	£124,346.11	£66,469.65	£159,283.64	£192,161.13	£182,458.83	£1,019,400.71
Pewsey	£635,901.94	£144,618.23	£244,330.83	£531,281.31	£572,003.59	£551,892.68	£745,544.85	£3,425,573.43
A	£379,084.54	£98,042.31	£84,427.60	£370,200.25	£318,833.26	£362,588.63	£287,328.89	£1,900,505.48
B	£0.00	£19,282.48	£48,530.00	£69,328.32	£93,899.68	£15,212.17	£0.00	£246,252.65
C	£113,161.63	£13,317.04	£48,252.07	£76,482.19	£78,897.72	£167,740.96	£361,228.32	£859,079.93
UC	£143,655.77	£13,976.40	£63,121.16	£15,270.55	£80,372.93	£6,350.92	£96,987.64	£419,735.37
Salisbury	£245,635.21	£173,433.92	£961,001.48	£621,967.88	£485,712.77	£684,951.21	£380,180.98	£3,552,883.45
A	£85,697.08	£2,741.03	£516,482.03	£286,469.88	£168,421.82	£420,216.16	£32,719.20	£1,512,747.20
C	£23,912.15	£37,682.96	£121,646.66	£17,774.18	£73,574.70	£12,056.92	£66,957.96	£353,605.53

UC	£136,025.98	£133,009.93	£322,872.79	£317,723.82	£243,716.25	£252,678.13	£280,503.82	£1,686,530.72
South West Wiltshire	£1,509,375.36	£1,354,295.31	£792,796.85	£705,234.43	£746,537.56	£930,519.01	£951,860.10	£6,990,618.62
A	£245,543.97	£376,114.94	£189,098.35	£176,232.29	£171,022.55	£88,482.26	£517,007.89	£1,763,502.25
B	£439,600.16	£401,571.59	£198,672.13	£103,203.66	£89,682.58	£86,403.82	£11,234.68	£1,330,368.62
C	£718,435.81	£535,761.10	£288,629.82	£324,370.89	£291,624.64	£618,542.24	£317,120.65	£3,094,485.15
UC	£105,795.42	£40,847.68	£116,396.55	£101,427.59	£194,207.79	£137,090.69	£106,496.88	£802,262.60
Southern Wiltshire	£608,305.06	£937,190.98	£941,129.34	£431,602.78	£1,108,573.58	£527,183.32	£590,171.25	£5,144,156.31
A	£81,057.17	£684,435.64	£406,256.59	£58,954.80	£292,634.61	£0.00	£142,979.48	£1,666,318.29
B	£0.00	£26,689.02	£25,816.54	£22,393.99	£133,374.64	£0.00	£5,638.05	£213,912.24
C	£327,653.08	£201,469.70	£399,434.26	£205,620.22	£436,176.58	£408,575.61	£222,995.41	£2,201,924.86
UC	£199,594.81	£24,596.62	£109,621.95	£144,633.77	£246,387.75	£118,607.71	£218,558.31	£1,062,000.92
Tidworth	£423,710.00	£163,340.05	£237,091.73	£318,067.17	£364,982.53	£544,094.51	£297,100.92	£2,348,386.91
A	£364,944.05	£39,726.30	£87,979.84	£228,188.65	£130,028.31	£143,371.92	£45,648.59	£1,039,887.66
C	£43,679.24	£84,520.42	£10,267.99	£0.00	£141,432.46	£384,744.20	£43,088.25	£707,732.56
UC	£15,086.71	£39,093.33	£138,843.90	£89,878.52	£93,521.76	£15,978.39	£208,364.08	£600,766.69
Trowbridge	£458,875.68	£528,890.23	£959,475.62	£553,914.79	£596,550.80	£968,433.22	£1,017,470.26	£5,083,610.60
A	£41,653.87	£386,883.74	£178,067.84	£245,579.07	£58,363.10	£356,488.41	£252,589.87	£1,519,625.90
B	£5,651.88	£27,850.12	£402,986.73	£40,739.37	£5,788.56	£0.00	£375,266.18	£858,282.84
C	£338,721.58	£89,582.82	£214,683.58	£108,482.59	£310,205.84	£434,902.65	£128,900.22	£1,625,479.28
UC	£72,848.35	£24,573.55	£163,737.47	£159,113.76	£222,193.30	£177,042.16	£260,713.99	£1,080,222.58
Warminster	£700,618.49	£325,889.40	£481,056.67	£674,217.59	£963,407.83	£966,751.24	£523,070.41	£4,635,011.63
A	£550,989.52	£61,080.48	£362.82	£263,410.71	£126,785.92	£246,382.12	£947.18	£1,249,958.75
B	£0.00	£0.00	£180,262.85	£34,653.98	£149,000.66	£307,704.03	£37,890.65	£709,512.17
C	£106,749.61	£238,637.85	£152,854.74	£273,154.40	£578,555.22	£305,282.07	£421,810.01	£2,077,043.90
UC	£42,879.36	£26,171.07	£147,576.26	£102,998.50	£109,066.03	£107,383.02	£62,422.57	£598,496.81
Westbury	£112,387.91	£835,730.79	£213,211.89	£326,796.84	£403,558.66	£249,789.91	£788,849.95	£2,930,325.95
A	£7,943.79	£781,346.75	£44,138.44	£17,769.89	£232,034.54	£32,615.84	£596,787.87	£1,712,637.12
B	£0.00	£33,422.30	£83,177.74	£196,359.95	£70,888.37	£0.00	£0.00	£383,848.36

C	£0.00	£7,067.98	£47,055.14	£33,691.33	£0.00	£83,678.23	£111,105.95	£282,598.63
UC	£104,444.12	£13,893.76	£38,840.57	£78,975.67	£100,635.75	£133,495.84	£80,956.13	£551,241.84
RWB and Cricklade	£576,024.27	£1,164,194.50	£591,539.20	£594,365.63	£1,172,143.68	£801,311.35	£552,251.55	£5,451,830.18
A	£95,951.77	£328,982.04	£6,281.90	£42,701.50	£277,841.00	£0.00	£0.00	£751,758.21
B	£83,882.64	£285,297.14	£202,005.20	£197,298.45	£208,815.43	£240,994.47	£8,932.03	£1,227,225.36
C	£373,055.63	£538,570.94	£257,640.86	£204,556.85	£509,430.56	£433,876.71	£322,721.87	£2,639,853.42
UC	£23,134.23	£11,344.38	£125,611.24	£149,808.83	£176,056.69	£126,440.17	£220,597.65	£832,993.19
Wiltshire Total	£10,548,285.93	£12,406,330.81	£10,997,037.36	£9,043,160.96	£10,482,169.48	£12,704,734.54	£11,675,312.38	£77,857,031.46
A	£4,511,317.19	£5,864,832.26	£4,759,373.61	£3,882,017.94	£3,504,595.50	£4,651,904.05	£3,403,135.92	£30,577,176.47
B	£1,220,590.76	£1,694,751.12	£1,673,114.67	£750,911.29	£1,108,490.19	£1,717,753.10	£1,655,579.34	£9,821,190.47
C	£3,334,214.91	£3,805,125.27	£2,451,765.11	£2,568,812.79	£3,474,207.92	£4,016,573.53	£4,103,465.29	£23,754,164.82
UC	£1,482,163.07	£1,041,622.16	£2,112,783.97	£1,841,418.94	£2,394,875.87	£2,318,503.86	£2,513,131.83	£13,704,499.70
Notes: Calne, Salisbury and Tidworth – no roads classified B								

Table B - Patching				
Area Board & Road Class	2021/22	2022/23	2023/24	2024/25
Bradford-on-Avon	£22,063.01	£53,835.14	£57,471.72	£76,701.47
A	£0.00	£3,262.74	£6,049.65	£10,226.86
B	£9,455.57	£21,207.78	£18,148.96	£20,453.73
C	£3,151.86	£11,419.57	£3,024.83	£5,113.43
UC	£9,455.57	£17,945.05	£30,248.27	£40,907.45
Calne	£12,607.43	£14,682.31	£22,350.11	£15,340.29
A	£0.00	£5,505.87	£2,793.76	£0.00
C	£6,303.72	£5,505.87	£2,793.76	£10,226.86
UC	£6,303.72	£3,670.58	£16,762.58	£5,113.43
Chippenham and Villages	£75,644.59	£61,991.98	£62,261.03	£112,495.49
A	£4,727.79	£6,525.47	£10,629.93	£0.00
B	£7,879.65	£0.00	£9,111.37	£5,113.43
C	£20,487.08	£9,788.21	£30,371.23	£43,464.17
UC	£42,550.08	£45,678.30	£12,148.49	£63,917.89
Corsham	£29,942.65	£34,258.72	£39,910.91	£107,382.06
A	£7,879.65	£3,262.74	£4,434.55	£0.00
B	£1,575.93	£4,894.10	£8,869.09	£15,340.29
C	£9,455.57	£4,894.10	£11,825.46	£53,691.03
UC	£11,031.50	£21,207.78	£14,781.82	£38,350.74
Devizes	£33,094.51	£29,364.62	£27,139.42	£92,041.77
A	£7,879.65	£12,235.26	£10,619.77	£23,010.44
B	£3,151.86	£0.00	£0.00	£0.00
C	£4,727.79	£9,788.21	£8,259.82	£20,453.73
UC	£17,335.22	£7,341.16	£8,259.82	£48,577.60
Malmesbury	£11,031.50	£14,682.31	£23,946.55	£51,134.32
A	£0.00	£0.00	£1,330.36	£0.00
B	£0.00	£4,894.10	£2,660.73	£10,226.86
C	£3,151.86	£4,894.10	£10,642.91	£30,680.59
UC	£7,879.65	£4,894.10	£9,312.55	£10,226.86
Marlborough	£17,335.22	£30,995.99	£14,367.93	£81,814.90
A	£0.00	£0.00	£3,192.87	£12,783.58
B	£0.00	£1,631.37	£1,596.44	£17,897.01
C	£1,575.93	£3,262.74	£4,257.16	£20,453.73
UC	£15,759.29	£26,101.89	£5,321.46	£30,680.59
Melksham	£55,157.52	£45,678.30	£97,382.63	£76,701.47
A	£15,759.29	£3,262.74	£13,694.43	£15,340.29
B	£0.00	£1,631.37	£38,040.09	£2,556.72
C	£12,607.43	£9,788.21	£12,172.83	£25,567.16
UC	£26,790.79	£30,995.99	£33,475.28	£33,237.30
Pewsey	£9,455.57	£14,682.31	£20,753.68	£92,041.77
A	£1,575.93	£1,631.37	£3,609.33	£12,783.58
B	£0.00	£0.00	£1,804.67	£0.00
C	£4,727.79	£6,525.47	£9,023.34	£30,680.59
UC	£3,151.86	£6,525.47	£6,316.34	£48,577.60

RWB and Cricklade	£351,432.18	£199,026.88	£73,436.08	£66,474.61
A	£0.00	£6,983.40	£6,205.87	£7,670.15
B	£1,604.71	£1,745.85	£9,308.80	£5,113.43
C	£8,023.57	£8,729.25	£24,823.46	£30,680.59
UC	£341,803.90	£181,568.38	£33,097.95	£23,010.44
Salisbury	£53,581.59	£32,627.36	£51,085.97	£86,928.34
A	£6,303.72	£6,525.47	£4,257.16	£7,670.15
C	£6,303.72	£8,156.84	£9,933.38	£12,783.58
UC	£40,974.16	£17,945.05	£36,895.42	£66,474.61
South West Wiltshire	£42,550.08	£24,470.52	£49,489.53	£117,608.93
A	£3,151.86	£0.00	£2,151.72	£5,113.43
B	£1,575.93	£0.00	£4,303.44	£15,340.30
C	£9,455.57	£13,050.94	£21,517.19	£48,577.60
UC	£28,366.72	£11,419.57	£21,517.19	£48,577.60
Southern Wiltshire	£29,942.65	£34,258.72	£17,560.80	£74,144.76
A	£3,151.86	£1,631.37	£0.00	£5,296.05
B	£3,151.86	£0.00	£0.00	£0.00
C	£6,303.72	£8,156.84	£13,428.85	£29,128.30
UC	£17,335.22	£24,470.52	£4,131.95	£39,720.41
Stonehenge	£34,670.44	£13,050.94	£15,964.37	£79,258.19
A	£7,879.65	£0.00	£0.00	£10,226.86
B	£3,151.86	£6,525.47	£1,228.03	£0.00
C	£4,727.79	£4,894.10	£8,596.20	£46,020.88
UC	£18,911.15	£1,631.37	£6,140.14	£23,010.44
Tidworth	£12,607.43	£9,788.21	£3,192.87	£12,783.58
A	£4,727.79	£0.00	£1,596.44	£2,556.72
C	£3,151.86	£4,894.10	£1,596.44	£2,556.72
UC	£4,727.79	£4,894.10	£0.00	£7,670.15
Trowbridge	£83,524.24	£119,089.85	£87,804.01	£102,268.63
A	£3,151.86	£13,050.94	£14,394.10	£6,669.69
B	£3,151.86	£1,631.37	£2,878.82	£2,223.23
C	£6,303.72	£8,156.84	£11,515.28	£33,348.47
UC	£70,916.81	£96,250.70	£59,015.81	£60,027.24
Warminster	£74,068.66	£234,916.97	£44,700.22	£94,598.48
A	£1,575.93	£8,156.84	£1,208.11	£0.00
B	£3,151.86	£8,156.84	£3,624.34	£4,851.20
C	£29,942.65	£45,678.30	£7,248.69	£29,107.22
UC	£39,398.23	£172,924.99	£32,619.08	£60,640.05
Westbury	£18,911.15	£66,886.08	£39,910.91	£58,804.46
A	£3,151.86	£8,156.84	£8,257.43	£5,113.43
B	£3,151.86	£1,631.37	£1,376.24	£0.00
C	£1,575.93	£3,262.74	£11,009.91	£5,113.43
UC	£11,031.50	£53,835.14	£19,267.34	£48,577.60

Patching by road class	2021/22	2022/23	2023/24	2024/25
Wiltshire total	£967,620.43	£1,034,287.22	£748,728.76	£1,398,523.52
A	£70,916.81	£80,191.03	£94,425.51	£124,461.24
B	£41,002.94	£53,949.62	£102,951.01	£99,116.20
C	£141,977.53	£170,846.43	£202,040.74	£477,648.07
UC	£713,723.15	£729,300.14	£349,311.50	£697,298.01

Table C - Pothole Gangs				
Area Board & Road Class	2021/2022	2022/2023	2023/2024	2024/2025
Bradford-on-Avon	£25,346.51	£45,930.72	£83,464.64	£32,934.96
A	£1,621.49	£3,936.92	£7,441.13	£2,105.43
B	£8,790.21	£19,684.59	£29,764.51	£11,128.71
C	£4,011.06	£7,786.35	£14,262.16	£6,015.52
UC	£10,923.75	£14,522.86	£31,996.85	£13,685.30
Calne	£14,007.02	£26,826.75	£59,162.75	£48,544.42
A	£3,650.31	£5,596.95	£9,810.91	£9,177.55
C	£5,687.70	£11,000.90	£28,243.52	£17,630.56
UC	£4,669.01	£10,228.90	£21,108.32	£21,736.31
Chippenham and Villages	£42,073.06	£71,865.06	£131,007.24	£96,549.06
A	£4,096.36	£8,043.29	£7,684.44	£9,023.28
B	£3,242.95	£10,141.54	£13,137.91	£8,722.50
C	£15,190.68	£22,818.47	£64,821.94	£44,815.61
UC	£19,543.06	£30,861.76	£45,362.96	£33,987.68
Corsham	£40,280.43	£57,129.06	£94,572.59	£68,125.74
A	£3,328.26	£8,486.25	£8,552.44	£6,917.85
B	£2,560.20	£2,974.56	£4,957.93	£3,759.70
C	£18,092.06	£22,484.18	£46,728.53	£32,934.96
UC	£16,299.92	£23,184.08	£34,333.69	£24,513.24
Devizes	£82,174.53	£90,846.56	£165,733.41	£143,218.12
A	£25,132.71	£32,874.19	£57,308.76	£44,921.70
B	£8,406.16	£10,304.79	£15,236.46	£13,283.30
C	£30,022.01	£24,592.42	£53,868.27	£46,129.28
UC	£18,613.65	£23,075.15	£39,319.91	£38,883.84
Malmesbury	£32,174.61	£38,449.58	£71,986.20	£77,284.65
A	£2,377.02	£3,455.44	£5,537.40	£4,105.75
B	£5,008.71	£9,486.74	£15,057.84	£23,909.94
C	£15,195.92	£18,785.01	£37,401.74	£37,193.24
UC	£9,592.96	£6,722.39	£13,989.22	£12,075.73
Marlborough	£33,192.40	£60,438.72	£111,428.03	£91,775.53
A	£13,140.44	£17,841.93	£36,076.70	£28,498.72
B	£4,437.03	£7,505.46	£14,490.64	£12,800.27
C	£10,153.97	£21,528.82	£35,676.96	£35,502.64
UC	£5,460.96	£13,562.50	£25,183.73	£14,973.90
Melksham	£37,209.03	£48,068.57	£68,706.41	£29,776.81
A	£6,998.03	£9,875.91	£10,293.56	£7,519.40
B	£1,194.79	£2,796.72	£2,480.38	£1,203.10
C	£18,007.12	£15,556.74	£28,400.30	£12,181.42
UC	£11,009.09	£19,839.21	£27,532.17	£8,872.89
Pewsey	£36,577.37	£71,873.07	£173,213.75	£161,573.23
A	£6,689.92	£17,366.16	£39,084.13	£27,774.17
B	£2,085.17	£2,915.49	£6,711.42	£5,071.81
C	£17,202.66	£28,330.92	£72,246.42	£87,428.26

UC	£10,599.62	£23,260.51	£55,171.79	£41,298.99
RWB and Cricklade	£55,180.98	£56,920.46	£121,531.35	£86,945.24
A	£8,190.93	£9,064.17	£15,656.21	£14,007.84
B	£5,345.66	£6,718.90	£13,405.63	£8,694.52
C	£21,727.51	£21,868.10	£52,448.31	£38,642.33
UC	£19,916.89	£19,269.29	£40,021.19	£25,600.54
Salisbury	£76,692.28	£94,572.04	£91,908.90	£72,975.33
A	£7,637.41	£13,098.29	£7,069.92	£7,660.39
C	£14,956.59	£19,587.35	£18,016.88	£18,143.04
UC	£54,098.29	£61,886.40	£66,822.10	£47,171.90
South West Wiltshire	£51,393.38	£70,778.82	£127,562.55	£117,728.16
A	£2,545.80	£8,531.91	£10,338.80	£12,901.72
B	£4,136.93	£5,647.89	£7,602.06	£5,442.91
C	£27,685.60	£32,925.97	£66,213.94	£63,903.81
UC	£17,025.05	£23,673.05	£43,407.76	£35,479.72
Southern Wiltshire	£34,368.33	£73,542.68	£73,511.91	£65,113.95
A	£4,455.15	£10,214.26	£7,830.12	£10,281.15
B	£2,068.46	£2,163.02	£1,444.39	£1,814.32
C	£14,161.02	£40,256.20	£38,846.52	£32,657.77
UC	£13,683.69	£20,909.19	£25,390.88	£20,360.71
Stonehenge	£16,229.49	£25,956.24	£52,654.25	£46,163.95
A	£2,836.22	£6,609.23	£9,891.69	£6,047.68
B	£630.27	£3,004.19	£5,250.21	£4,636.55
C	£6,460.28	£7,570.57	£18,794.22	£17,336.68
UC	£6,302.71	£8,772.25	£18,718.13	£18,143.04
Tidworth	£8,114.74	£12,983.60	£18,853.11	£18,949.40
A	£4,296.04	£5,598.43	£6,537.77	£8,869.93
C	£1,272.90	£2,620.54	£3,877.05	£3,225.43
UC	£2,545.80	£4,764.63	£8,438.29	£6,854.04
Trowbridge	£16,641.65	£22,921.61	£52,583.97	£16,542.67
A	£1,365.47	£3,761.94	£3,844.58	£4,210.86
B	£1,280.13	£1,224.82	£3,224.49	£1,052.72
C	£2,218.89	£4,811.79	£9,301.41	£2,556.59
UC	£11,777.17	£13,123.06	£36,213.49	£8,722.50
Warminster	£23,127.63	£34,119.96	£57,544.72	£32,634.18
A	£1,365.47	£1,399.79	£1,844.38	£902.33
B	£938.76	£2,187.18	£3,688.76	£2,556.59
C	£7,936.79	£10,585.94	£15,246.89	£9,324.05
UC	£12,886.61	£19,947.05	£36,764.68	£19,851.21
Westbury	£10,753.07	£16,097.62	£40,182.09	£22,708.58
A	£1,792.18	£1,574.77	£5,793.12	£4,812.41
B	£1,621.49	£2,274.66	£6,409.41	£4,361.25
C	£1,536.15	£3,412.00	£5,793.12	£2,406.21
UC	£5,803.24	£8,836.19	£22,186.43	£11,128.71

Pothole Gangs by Road Class	2021/2022	2022/2023	2023/2024	2024/2025
Wiltshire Total	£635,536.50	£919,321.11	£1,595,607.86	£1,229,543.98
A	£101,519.21	£167,329.82	£250,596.06	£209,738.16
B	£51,746.92	£89,030.55	£142,862.04	£108,438.20
C	£231,518.91	£316,522.26	£610,188.18	£508,027.40
UC	£250,751.46	£346,438.47	£591,961.58	£403,340.22

Table D – Bobcat	
Area Board/Road Class	Spend by Area Board and Road Class
Bradford-on-Avon	£48,177.00
A	£0.00
B	£16,059.00
C	£21,412.00
UC	£10,706.00
Calne	£42,824.00
A	£5,353.00
C	£5,353.00
UC	£32,118.00
Chippenham and Villages	£214,119.98
A	£16,059.00
B	£16,059.00
C	£96,353.99
UC	£85,647.99
Corsham	£267,649.98
A	£21,412.00
B	£5,353.00
C	£123,118.99
UC	£117,765.99
Devizes	£91,000.99
A	£21,412.00
B	£5,353.00
C	£10,706.00
UC	£53,530.00
Malmesbury	£58,883.00
A	£0.00
B	£26,765.00
C	£21,412.00
UC	£10,706.00
Marlborough	£85,647.99
A	£37,471.00
B	£16,059.00
C	£26,765.00
UC	£5,353.00
Melksham	£64,236.00
A	£21,412.00
B	£5,353.00
C	£16,059.00
UC	£21,412.00
Pewsey	£96,353.99
A	£10,706.00
B	£5,353.00
C	£48,177.00
UC	£32,118.00

RWB and Cricklade	£117,765.99
A	£5,353.00
B	£16,059.00
C	£80,294.99
UC	£16,059.00
Salisbury	£139,177.99
A	£10,706.00
C	£37,471.00
UC	£91,000.99
South West Wiltshire	£219,472.98
A	£5,353.00
B	£5,353.00
C	£139,177.99
UC	£69,588.99
Southern Wiltshire	£85,647.99
A	£5,353.00
B	£0.00
C	£32,118.00
UC	£48,177.00
Stonehenge	£176,648.99
A	£21,412.00
B	£16,059.00
C	£64,236.00
UC	£74,941.99
Tidworth	£26,765.00
A	£10,706.00
C	£10,706.00
UC	£5,353.00
Trowbridge	£0.00
A	£0.00
B	£0.00
C	£0.00
UC	£0.00
Warminster	£80,294.99
A	£5,353.00
B	£0.00
C	£37,471.00
UC	£37,471.00
Westbury	£10,706.00
A	£0.00
B	£0.00
C	£0.00
UC	£10,706.00
Wiltshire Total	£1,825,372.86
A	£198,060.98
B	£133,824.99

C	£770,831.94
UC	£722,654.94

Previous investment in carriageway surfacing activities

Purpose of report

1. To provide an overview of recent previous investment in carriageway surfacing activities broken down by Area Board.

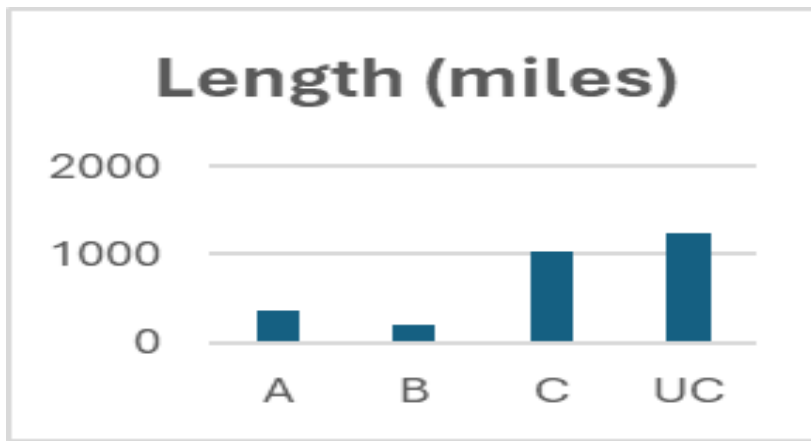
Background

2. Further to a request at a previous Environmental Select Committee, and in line with our commitment to improve communications and engagement with residents relating to Highways and Transport matters, this report details previous investment in carriageway surfacing activities by Area Board.
3. The local highway network in Wiltshire comprises over 2,800 miles (4,554 kilometres) of road. Effective and efficient highway asset management is essential to allow residents, business and visitors to undertake travel in and around the county to meet daily needs, as well as for leisure and recreation.
4. The highway infrastructure in Wiltshire is the Council's most valuable asset, with a replacement value of over £5 billion, and its lack of availability can have a considerable impact on communities and the economy.
5. Whilst the A and B class roads are a small proportion of the network, they carry the most traffic and have a higher number of accidents.

Table 1: Length of road by classification

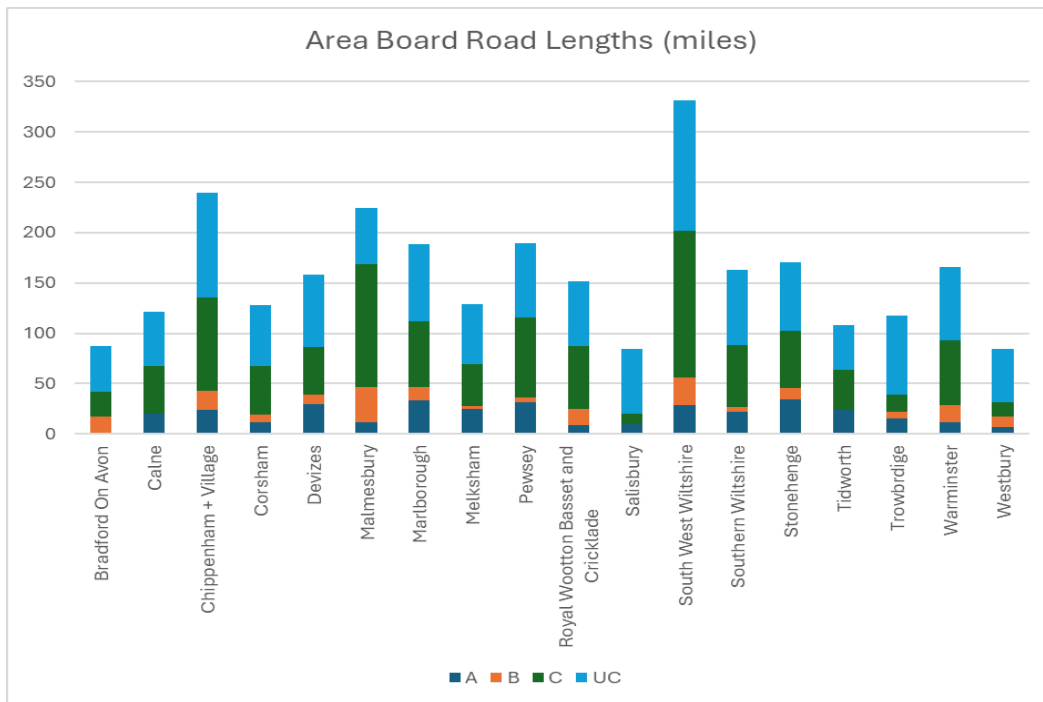
Description	Length (miles)
Principal A Class Road	356
B Class Road	201
C Class Road	1042
Unclassified Road	1251
Total	2850

Figure 1: Length of road by classification



6. In Wiltshire, the lengths of road in each Area Board area vary considerably, with different proportions of road types, topography, and geological conditions.

Figure 2: Breakdown of Area Board road lengths by classification



7. The Council undertakes preventative and reactive maintenance to effectively and efficiently maintain the network and a variety of surfacing processes and treatments are used. These processes and treatments have been selected based on technical surveys and site inspections to ensure cost effective maintenance of the carriageways and to address identified road safety issues.
8. The Council has robust processes in place to monitor road conditions and skid resistance to identify priority sites in need of treatment, and these form the basis of the annual planned work programmes.

Wiltshire Highways Investment Plan

9. The Council's Asset Management Policy and Strategy sets out the approach to maintaining the Council's highway infrastructure. The Council has applied the principles of asset management to the maintenance of its highway network for many years. This involves taking into account the lifecycle of the assets and monitoring performance of the intervention and investment strategies, with the objective of minimising expenditure while providing the required performance.
10. Carriageways represent the largest element of the highway asset. The condition of carriageways is assessed by means of various regular surveys, including the use of vehicle mounted lasers and visual inspections. This information is used to prioritise sites based on their condition and anticipated deterioration.
11. A detailed analysis of current carriageway condition has been undertaken to ensure that investment in the network continues to be targeted at the right areas. A full explanation of the analysis carried out to inform the programme and historic condition data broken down by Area Board is set out in the **Wiltshire Highways Investment Plan 2024 to 2025**, a copy of which can be found at [Highways maintenance - Wiltshire Council](#).

Expenditure By Area Board

12. The following tables have been prepared to illustrate expenditure in carriageway surfacing activities for planned activities (forward work programme) from 2018/19, and reactive activities from 2021/22, to date. The difference in reporting timescales is due to the dates in which the Highways Infrastructure Asset Management System (HIAMS) modules went live.
13. HIAMS allows this level of data analysis where the previous software solutions available to the Council did not.

Planned Major Carriageway Maintenance (2018/19 – October 2024)

Figure 3 - Total Planned Major maintenance including resurfacing, patching, surface dressing and micro asphalt.

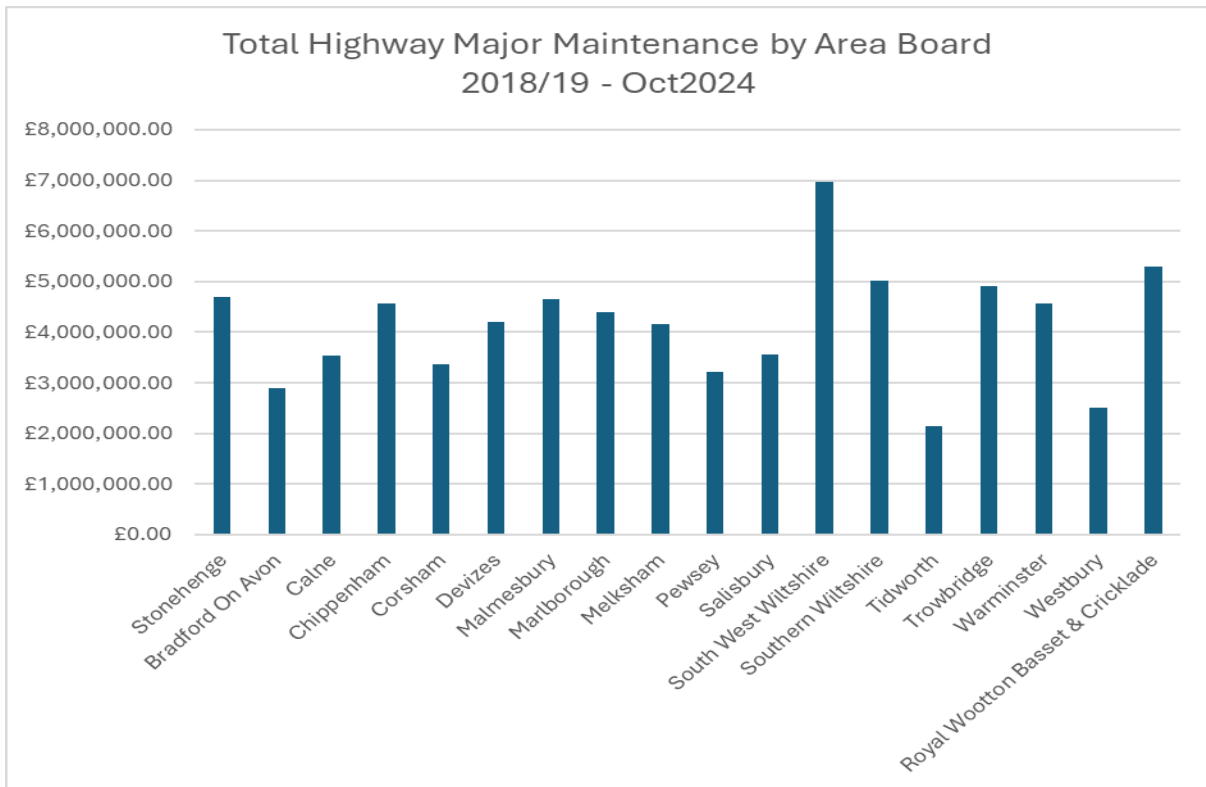
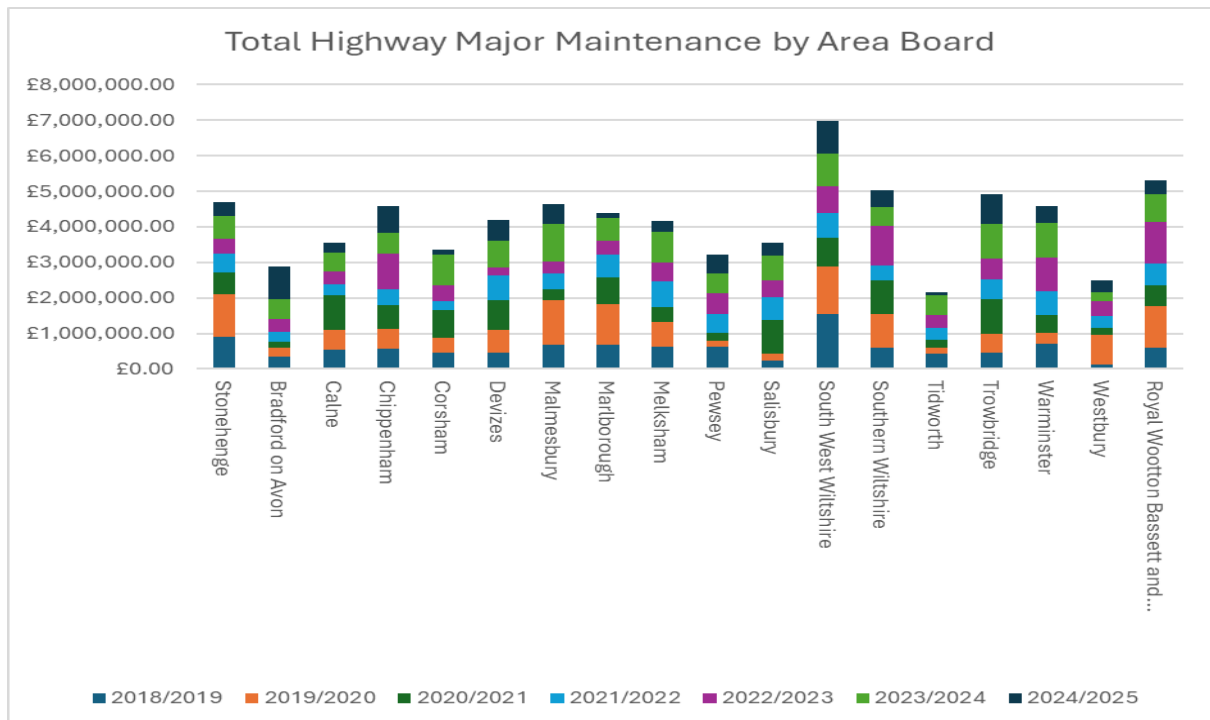


Figure 4 - Total Planned Major maintenance including resurfacing, patching, surface dressing and micro asphalt by annual expenditure.



Reactive Maintenance Patching (2021/22 – October 2024)

Figure 5 – Patching works.

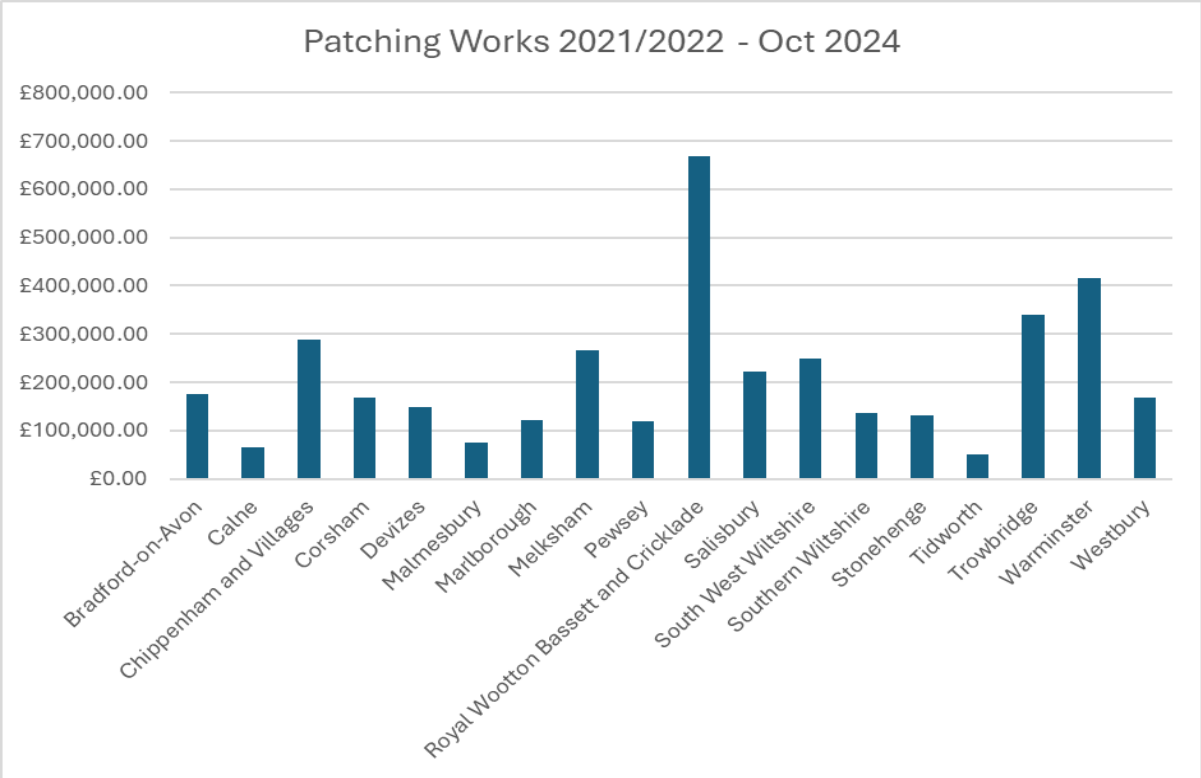
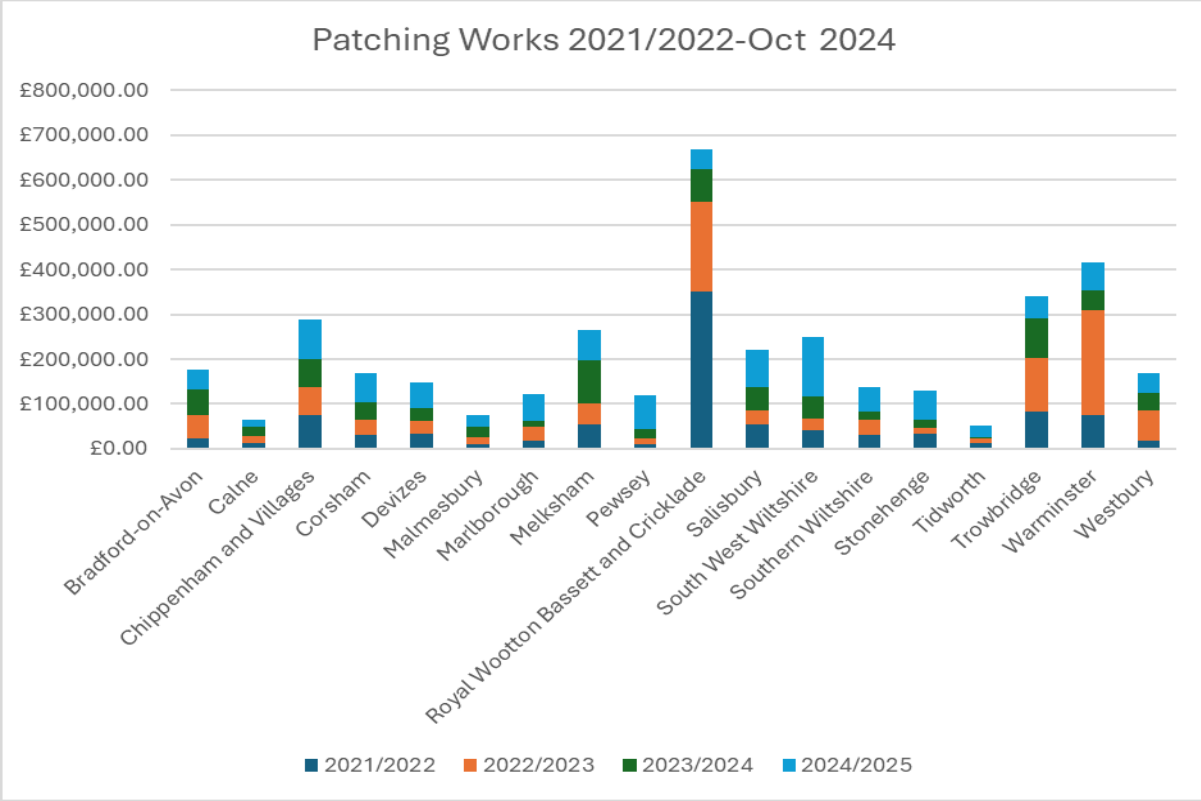


Figure 6 – Patching works by annual expenditure.



Pothole Gangs (2021/22 – October 2024)

Figure 7 – Pothole Gangs

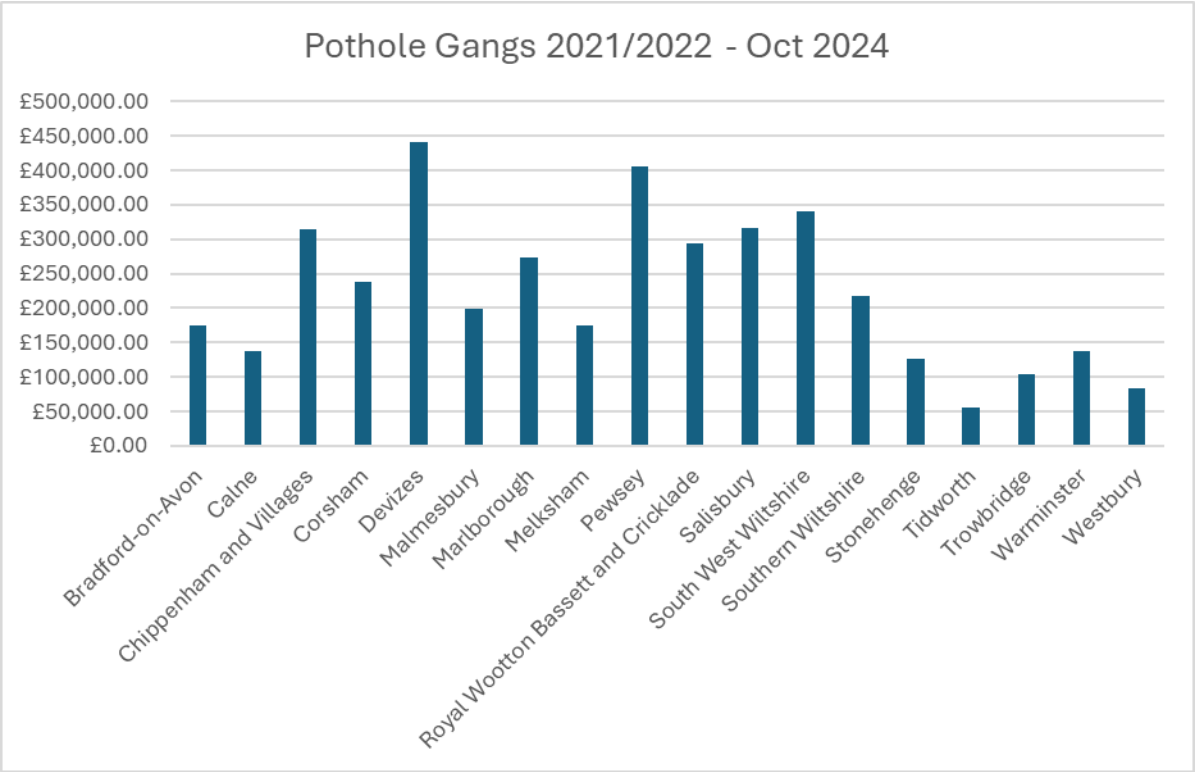


Figure 8 – Pothole Gangs by annual expenditure

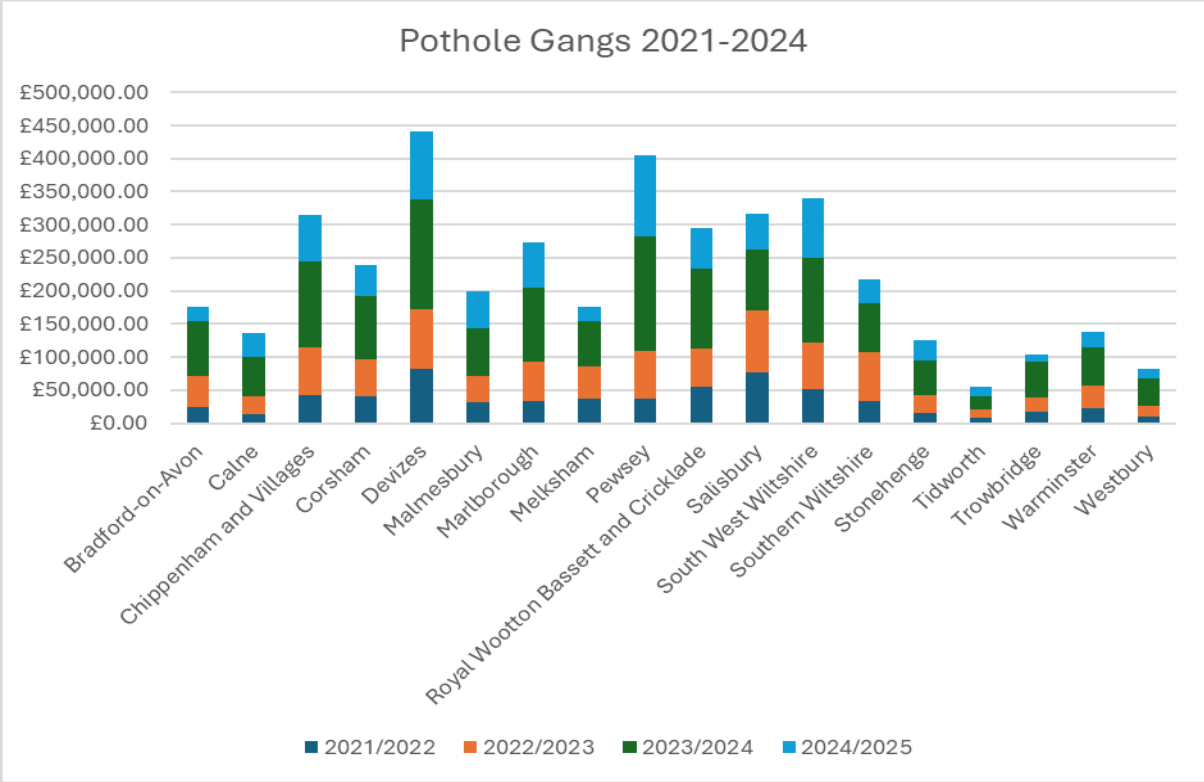
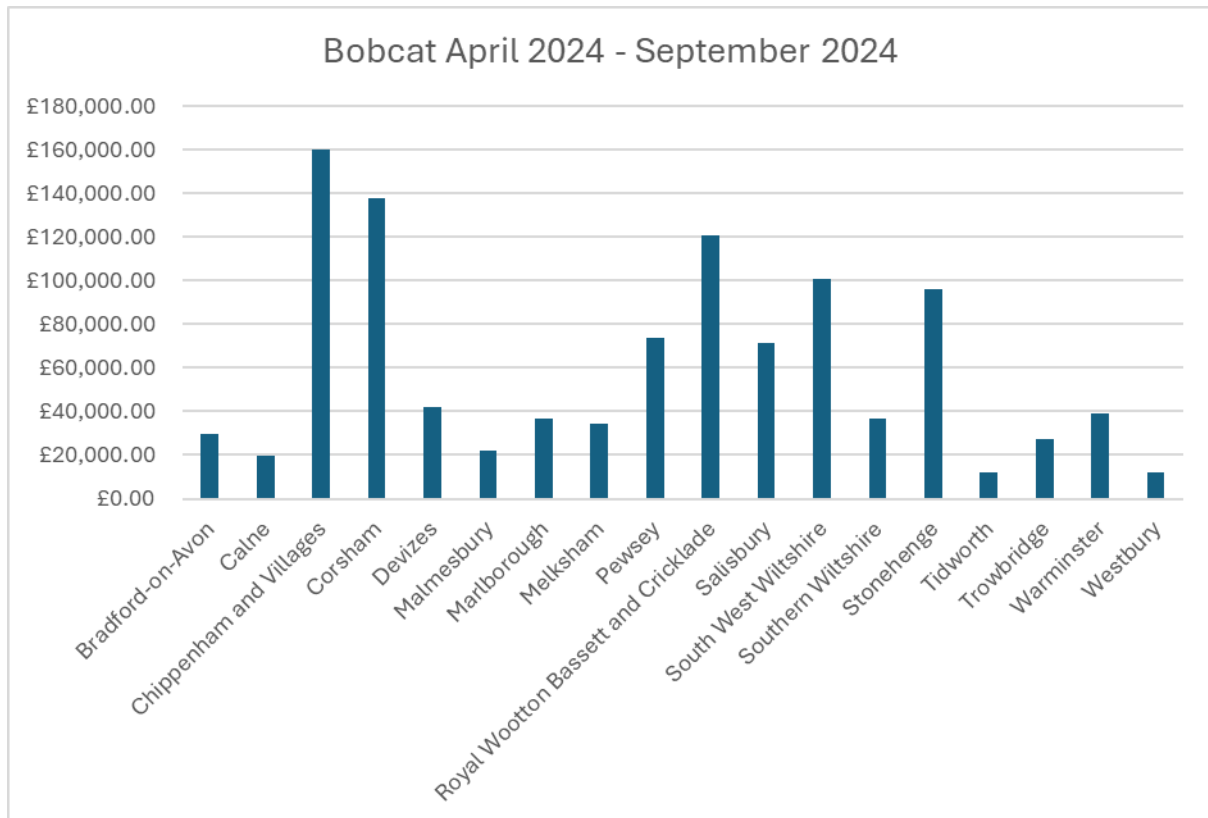


Figure 9 – Preventative Bobcat surfacing 2024/25 financial year.



Conclusions

- 14. All community areas have received a level of expenditure through both planned and reactive works.
- 15. The level of expenditure is variable across each of the Community areas. This is to be expected given the variability in carriageway length, type, topography, geology and traffic levels.
- 16. Planned interventions are based on surveyed need with works taking place in accordance with Asset Management principles after analysis of robust and consistently collected data.