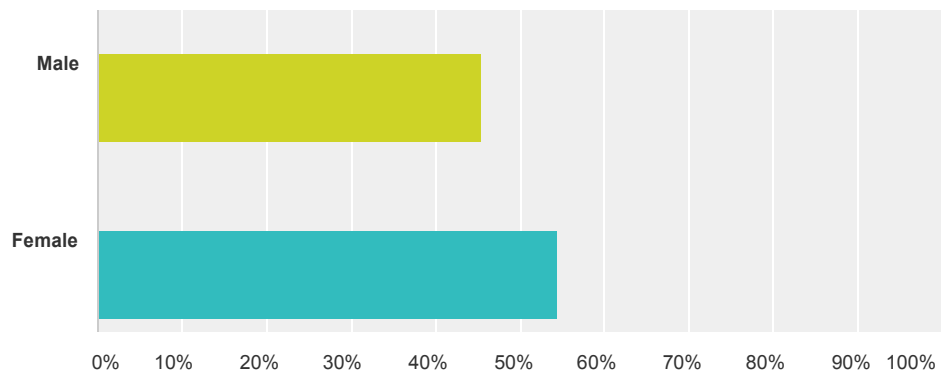


Calne Local Youth Network Needs Assessment Survey 2015

194 young people have responded so far to this survey. This information was gathered through street based outreach, online connections and through John Bentley School. 194 responses accounts for just under 10% of the youth population. This gives a good sample amount with which to begin to analyse needs in the area.

Q1 Gender

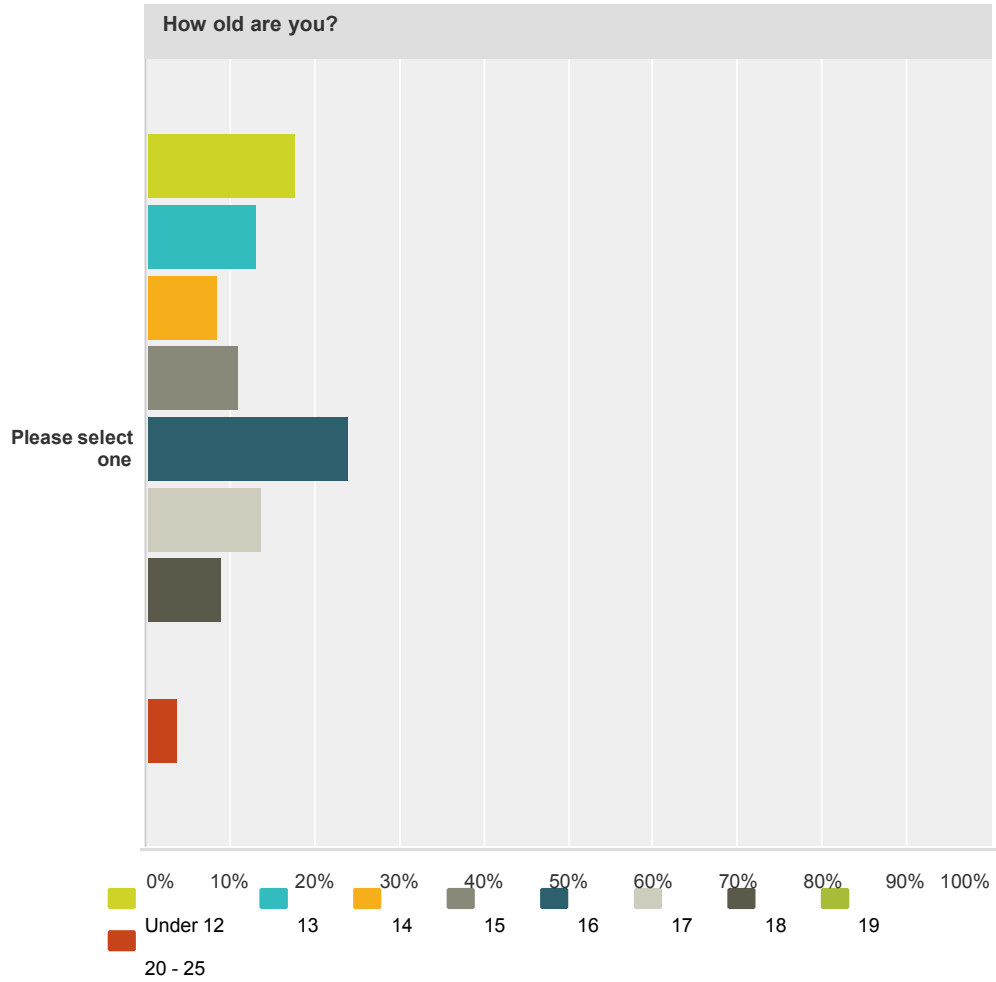
Answered: 189 Skipped: 5



Answer Choices	Responses
Male	45.50% 86
Female	54.50% 103
Total	189

Q2 How old are you?

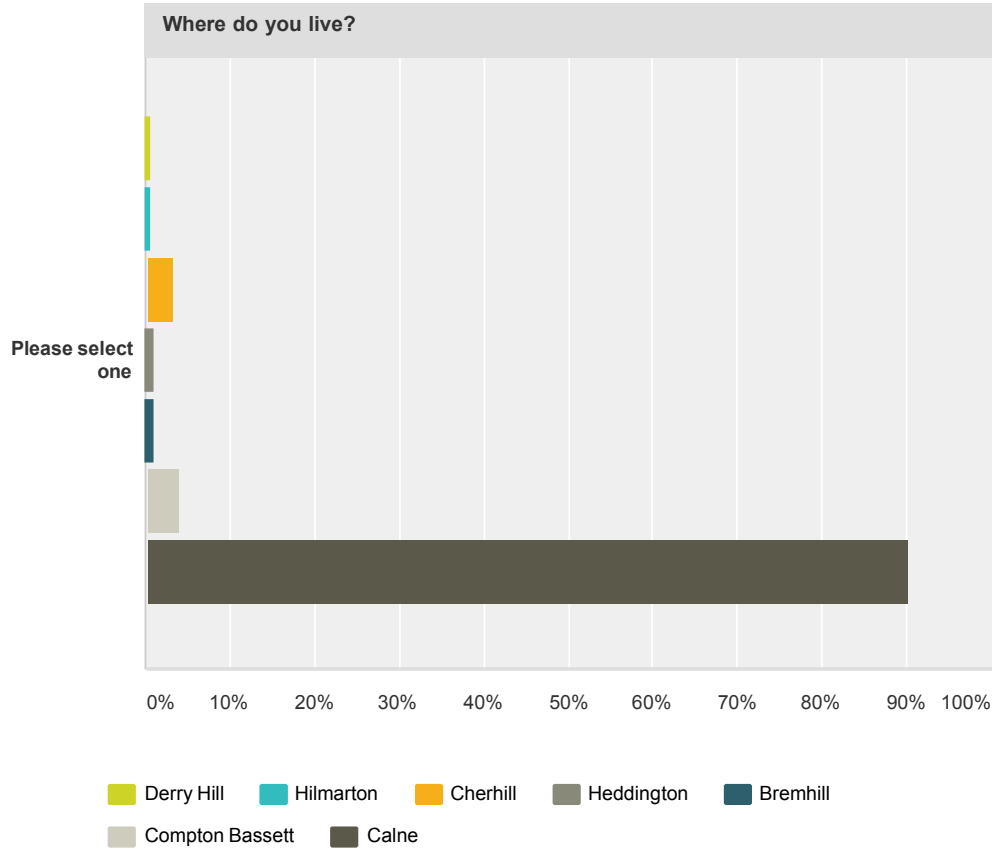
Answered: 193 Skipped: 1



How old are you?										
	Under 12	13	14	15	16	17	18	19	20 - 25	Total
Please select one	17.62% 34	12.95% 25	8.29% 16	10.88% 21	23.83% 46	13.47% 26	8.81% 17	0.52% 1	3.63% 7	193

Q3 Where do you live?

Answered: 188 Skipped: 6



Where do you live?								
	Derry Hill	Hilmarton	Cherhill	Heddington	Bremhill	Compton Bassett	Calne	Total
Please select one	0.53%	0.53%	3.19%	1.06%	1.06%	3.72%	89.89%	188
	1	1	6	2	2	7	169	

There was very little response from villages. However, there is an emerging strategy in place to begin to engage more young people in villages. We cannot demonstrate need within the villages from this assessment, but it gives us an area which the LYN need to focus on gaining more data from.

Q4 What do you do in your spare time? (In Calne and other places, activities and non activities}

Answered: 175 Skipped: 19

Word cloud indicates popularity of an answer. The bigger the word, the more responses are indicated.

All respondents:

Swimming Running Movies Cricket Shopping Chill Town Listen to Music
Xbox Laptop Calne Netball Football Eat Friends Theatre
Play Drama Club Rec DVDs Gym Phone Walk Ride Costa Skate Play
Video Games Cinema

12-14 year olds:

Costa Netball Town Laptop Play Phone Friends Shopping
Football Swimming Xbox Video Games Park Cycling
Gym Chippenham Calne

15-17 year olds:

Eat Skate Gym Draw Shopping Netball Football Sleep
Play Drama Friends Town Hall Calne Cinema
House Park Rec Theatre Play Video Games

18-25 year olds:

Shopping Rec Calne Leisure Centre Pub
Friends

Q5 what makes a good hang out space? (inside, outside, facilities, location, people}

Answered: 161 Skipped: 33

Word cloud indicates popularity of an answer. The bigger the word, the more responses are indicated.

All respondents:

Spacious Tables Facilities Weather Space Bowl House Toilets Shelter
Atmosphere Friends Cinema Warm Town Inside Social
Outside Safe Food Football Pitch Place Sammys Park Room Indoor Dry
Rec

There is a diversity of views represented here, with both indoor and outdoor spaces showing popularity.

12-14 year olds:

Warm House Park Football Pitch Outside Clean Inside
Rec Friends Summer Space Facilities Place

15-17 year olds:

Indoor Football Wifi Toilets Shelter Atmosphere Warm
Spacious Inside Town Food Houses Dry Friendly
Cinema Cold

18-25 year olds:

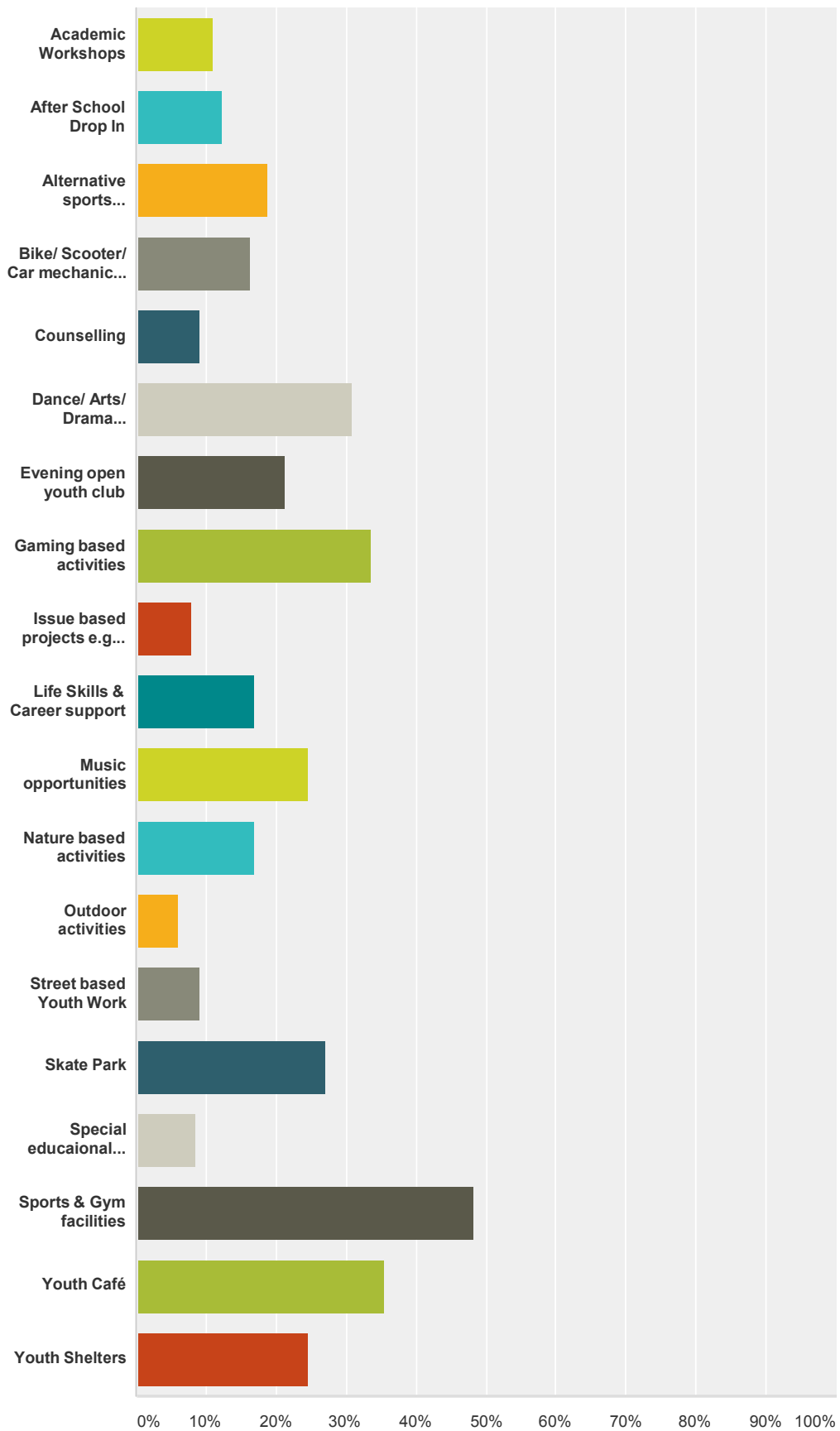
Lots Tables Inside Social

Q6 What sort of activities or resources would you like to see?

Answered: 156 Skipped

Whole data set:

Answer Choices	Responses	
Academic Workshops	10.90%	17
After School Drop In	12.18%	19
Alternative sports activities e.g Parkour	18.59%	29
Bike/ Scooter/ Car mechanics workshop	16.03%	25
Counselling	8.97%	14
Dance/ Arts/ Drama activities	30.77%	48
Evening open youth club	21.15%	33
Gaming based activities	33.33%	52
Issue based projects e.g drugs, self esteem	7.69%	12
Life Skills & Career support	16.67%	26
Music opportunities	24.36%	38
Nature based activities	16.67%	26
Outdoor activities	5.77%	9
Street based Youth Work	8.97%	14
Skate Park	26.92%	42
Special educational needs and disabilities activities (SEND)	8.33%	13
Sports & Gym facilities	48.08%	75
Youth Café	35.26%	55
Youth Shelters	24.36%	38
Total Respondents: 156		



Activities and resources by age group:

Top 5 results:

12-14 year olds

1	Sports and Gym Facilities
2	Skate Park
3	Dance, Drama and Art
4	Youth Cafe
5	Gaming Activities

15-17 year olds

1	Sports and Gym facilities
2	Gaming Activities
3	Youth Cafe
4	Music Opportunities
5	Youth Shelters

18-25 year olds

1	Sports and Gym facilities
2	Youth Cafe
3	Youth Shelters
4	Dance, Drama and Arts
5	Life skills and Career Support

Sports and Gym Facilities

Sports and Gym facilities consistently come up as the most popular response.

When these responses were highlighted, those that said they want these activities were also responding to the question 'What do you do in your spare time?' with sports and gym related activities. This is not to say more are not needed, but that they are a popular past time.

However in response to how affordable activities are, 54.4% said that activities were 'Very expensive' or 'Quite expensive'. This suggests that as well as providing more sports and gym opportunities for young people, they also need to be made more affordable.

Youth Cafe

Youth Café appears in the top 5 in all three age groups.

In order to identify key aspects that young people want in a youth café or youth space, the youth café answer along with 'youth club' and 'after school drop in' was isolated in the feedback and the following words were identified in 'what makes a good hang out space?' (indoor specific).

Town Tables Place Social Shelter Friendly
Space Warm Wifi Inside Seats
House Toilets Food Cinema Spacious Lots

Arts based activities

Dance, Drama, Arts and Music opportunities also appeared in all three sets, with 15-17 year olds preferring music. While there are a number of opportunities to take part in activities of this nature in Calne, there are relatively few which are free or open access, not requiring longer term commitment. This could also refer to a desire to see activities rather than take part. For example, go to theatre events or music gigs, smaller and large.

Targeted and issue based work.

It is important to recognize that although some activities received relatively few requests, this does not mean there is not a need. The answers 'Academic workshops', 'Counseling', 'Issue based workshops; i.e drugs, sexual health, self esteem', 'Life skills and career support' and 'Activities for people with special educational needs and disabilities' are particularly targeted or specialist activities. It is expected that they would have a lower response since they are not leisure activities.

Within the 18-25 age range life support and career support came in the top 5 answers indicating this is still an area to invest in. This relates to the JSA priority to encourage more apprenticeships and work opportunities in the area.

Those that answered with the isolated responses were predominantly female. This could represent a need for work with girls but it is important not to consider options for boys in this as well.

They were also between 10 and 13, though all age groups were represented. This could be an indicator that transition into youth work is an area that could need support.

Dance, drama and arts activities also came up high in respondents who requested targeted support work.

Q7 What sort of activities would you like to see at Calne festivals? (Summer and Winter}

Answered: 92 Skipped: 102

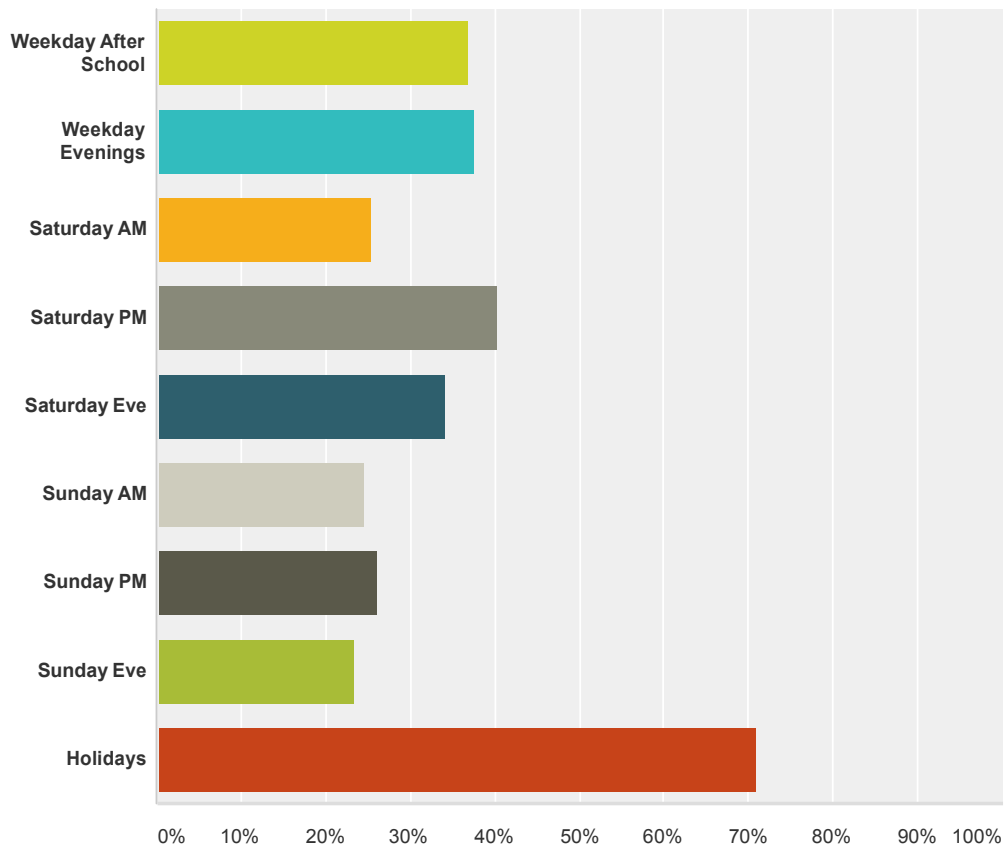
Word cloud indicates popularity of an answer. The bigger the word, the more responses are indicated.



There were relatively few respondents to this question. Words like ‘Expensive’ in this cloud are often related to an answer such as ‘not too expensive’. The word ‘Ice’ was related to ‘Ice rink’ or ‘Ice skating’. The LYN are working with the town council to pilot some youth oriented activities during the festivals.

Q8 When do you need more activities?

Answer Choices	Responses	
Weekday After School	36.73%	54
Weekday Evenings	37.41%	55
Saturday AM	25.17%	37
Saturday PM	40.14%	59
Saturday Eve	34.01%	50
Sunday AM	24.49%	36
Sunday PM	25.85%	38
Sunday Eve	23.13%	34
Holidays	70.75%	104
Total Respondents: 147		



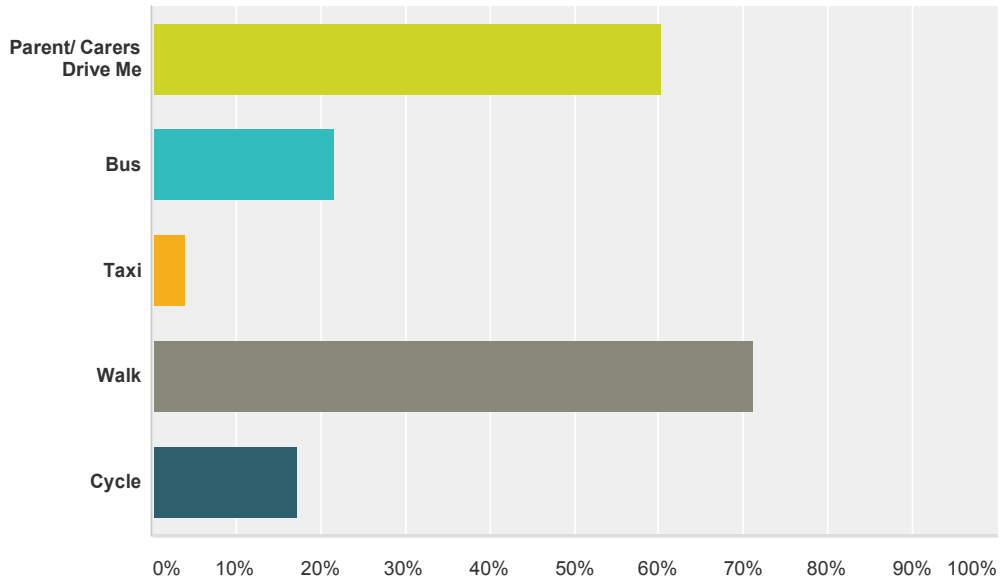
This clearly demonstrates a need for more holiday activities. However, isolating different activities also gives an indication of weekdays or weekends preference.

The open access answers that don't require a specific activity are spread between after school, weekday evenings and weekend afternoons.

Aside from the clear request for holiday activities, Saturday PM and weekday evenings are next in preference. However, there is a clear enough spread of requests that any activity would need to ask activity users when their desired time would be.

Q9 How do you get to activities?

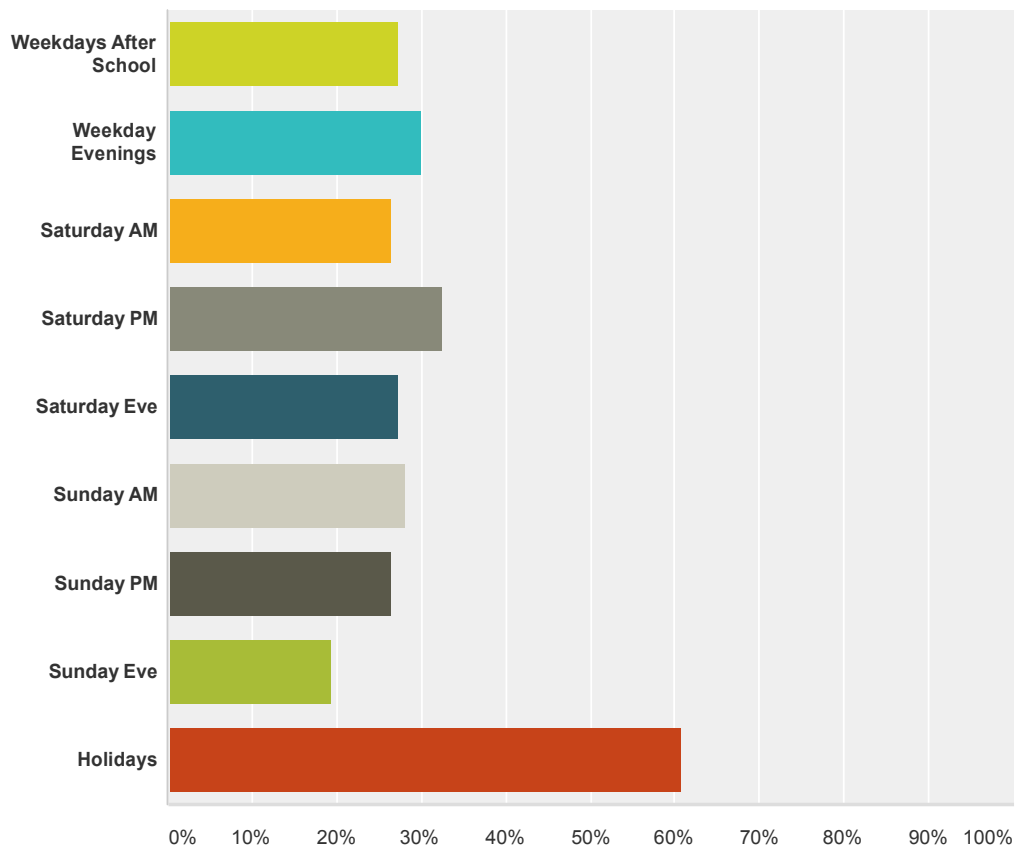
Answered: 158 Skipped: 36



Answer Choices	Responses
Parent/ Carers Drive Me	60.13% 95
Bus	21.52% 34
Taxi	3.80% 6
Walk	70.89% 112
Cycle	17.09% 27
Total Respondents: 158	

Q10 When do you need more transport?

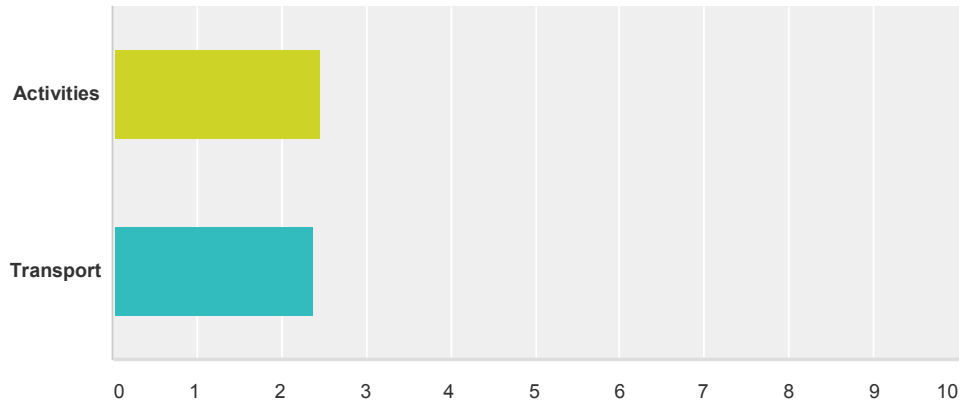
Answered: 114 Skipped: 80



Answer Choices	Responses	Count
Weekdays After School	27.19%	31
Weekday Evenings	29.82%	34
Saturday AM	26.32%	30
Saturday PM	32.46%	37
Saturday Eve	27.19%	31
Sunday AM	28.07%	32
Sunday PM	26.32%	30
Sunday Eve	19.30%	22
Holidays	60.53%	69
Total Respondents: 114		

Q11 How Affordable are...

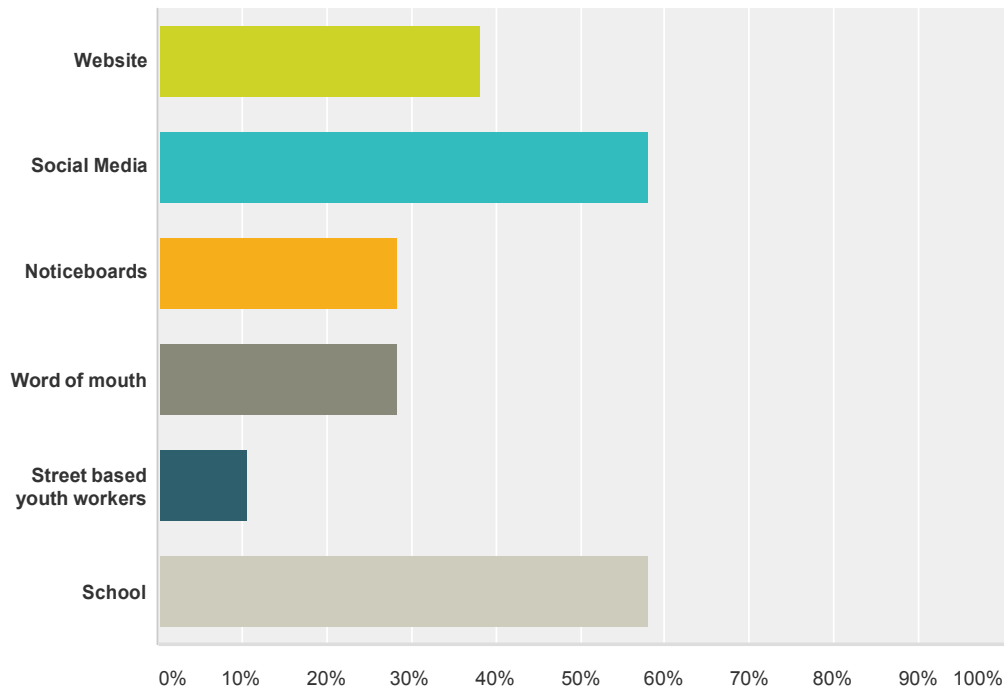
Answered: 150 Skipped: 44



	Very Expensive	Quite Expensive	OK/ Fair	Well Priced	Total	Weighted Average
Activities	15.97% 23	32.64% 47	42.36% 61	9.03% 13	144	2.44
Transport	23.65% 35	27.70% 41	38.51% 57	10.14% 15	148	2.35

Q12 How would you like to find out about activities on offer?

Answered: 145 Skipped: 49



Answer Choices	Responses
Website	37.93% 55
Social Media	57.93% 84
Noticeboards	28.28% 41
Word of mouth	28.28% 41
Street based youth workers	10.34% 15
School	57.93% 84
Total Respondents: 145	

This gives a clear idea of the breadth of ways young people would like to hear information about youth activities. Though street based youth workers came very low down the list, it is worth acknowledging that young people who are hanging round on the street who didn't want to fill in the questionnaire did engage with street based youth workers. Their responses were often that they didn't mind being approached by youth workers as long as they weren't being told to move. The high number of respondents who mentioned youth shelters is interesting in this incidence. If you isolate those who answered youth shelters and look at what they see as a good hang out space you get the following words.

Q13 Calne Community Area has 3 community priorities. Please comment on them below
PRIORITY 1: Children and Young People: Early responses to recognise and address child poverty and childhood obesity
PRIORITY 2: Community Safety and Economy: Increase employment and apprenticeship opportunities for young people and youth activities (in consultation with young people)
PRIORITY 3: Culture: Build a positive reputation for Calne to attract more visitors to venues and events

Answered: 48 Skipped: 146

There was a range of answers to this question which are available on request.

Many were positive and simply agreed with 1 or more of them.

A selection of comments are below

'Seem to have your priorities straight. Would be nice for more focus on things to do around Calne, its so cold outside we can't hang out anywhere in large groups'

'1/ children need more notice/ help/ support 2/ work for young children 3/ more festivals/ social places'

'This is all rubbish! Calne NEEDS to get a better town centre. It is completely a mess of awful shops. It is outshone by Devizes and Chippenham. I suggest this should be priority 1'

'1. this isn't really a priority that i have seen 2 they worry about this a little'

'Children have puppy fat, leave dem alone and dont drill into their head with the idea theyre fat. you cause more damage that way employment would be nice, very hard to find anything, so opportunities are defintiely not abundant, especially finding anything for fair pay for the effort made. were not a popular tourist location. stick with what you already have'

'1. understanding 2. giving young people more options after school 3. needs to build a better reputation'

This is a summary of the data compiled so far. It gives an overview of the desires of young people in Calne.

Along with the Overview document also in this report this begins to give us an initial idea of the needs in Calne for young people and how to address these with positive activities.

This document and the overview will be revisited and updated later in 2015

If you would like any more information please contact Helen Bradley, Community Youth Officer
helen.bradley@wiltshire.gov.uk

